

Micro Tool Catalog



New Expanded Offering

www.sgsmicrotools.com

ISO 9001:2015 Certified

KYOCERA SGS Precision Tools (KSPT) is an ISO-certified manufacturer of industry leading round solid carbide cutting tools. State of the art manufacturing and warehouse facilities have the capacity and processes to meet the quality and delivery demands of customers in all markets around the world. Complete inspections performed within its metallurgical lab and manufacturing quality departments ensure the use of high quality carbide and reliable manufacturing consistency regardless of when a cutting tool is produced.

KSPT is proud to have pioneered some of the world's most advanced cutting technologies due to rigorous testing of tools, coatings, and materials within its Global Innovation Center. It is this commitment to innovation that has launched patented products and technologies like the Z-Carb with its variable geometry and cutting edge preparation, Series 43 APR[®] and APF[®] ultra high performance aluminum cutting tools, and the JetStream coolant technology.

SGS has become an important part of the KYOCERA Precision Tools family, and while the name has changed, one thing has not. Its dedicated people and their relentless commitment to the customer. KSPT Technical Sales Engineers, Application Specialists, and Distribution Partners blanket the globe, delivering reliable service and support to all market segments. It is these people and products that drive innovative application strategies and cutting tool technologies into the end user, continually exceeding expectations and providing the most Value at the Spindle[®].



Table of Contents Please put "M" at the beginning of all page numbers below.

 New Expanded Tools

KYOCERA SGS Precision Tools2
 KSPT Micro End Mills4
 KSPT Micro Drills6
 Coatings8
 Common Legend9

MILLING

FRACTIONAL

SERIES	DESCRIPTION	PAGE
M2, M2CR	2 Flute Square & Corner Radius 1.5xD	10
	2 Flute Square & Corner Radius 3xD	14
	2 Flute Square 3xD, 8xD Overall Reach	18
	2 Flute Square 3xD, 12xD Overall Reach	19
M2B	2 Flute Ball 1.5xD	20
	2 Flute Ball 3xD	22
	2 Flute Ball 3xD, 8xD Overall Reach	24
	2 Flute Ball 3xD, 12xD Overall Reach	25
M3, M3CR	3 Flute Square 1.5xD, 3xD Overall Reach	26
	3 Flute Square & Corner Radius 1.5xD, 5xD Overall Reach	27
	3 Flute Square & Corner Radius 1.5xD, 8xD Overall Reach	29
	3 Flute Square & Corner Radius 1.5xD, 12xD Overall Reach	31
	3 Flute Square 1.5xD, 15xD Overall Reach	33
	3 Flute Square 1.5xD, 20xD Overall Reach	34
	3 Flute Square 1.5xD, 25xD Overall Reach	35
M3B	3 Flute Ball 1.5xD, 3xD Overall Reach	36
	3 Flute Ball 1.5xD, 5xD Overall Reach	37
	3 Flute Ball 1.5xD, 8xD Overall Reach	38
	3 Flute Ball 1.5xD, 12xD Overall Reach	39
	3 Flute Ball 1.5xD, 15xD Overall Reach	40
	3 Flute Ball 1.5xD, 20xD Overall Reach	41
	3 Flute Ball 1.5xD, 25xD Overall Reach	42
M4, M4CR	4 Flute Square & Corner Radius 1.5xD	43
	4 Flute Square & Corner Radius 3xD	48
	4 Flute Square 3xD, 8xD Overall Reach	52
	4 Flute Square 3xD, 12xD Overall Reach	53
M4L	4 Flute Square 5xD	54
M4E	4 Flute Square 8xD	55
M4X	4 Flute Square 12xD	56
M4B	4 Flute Ball 1.5xD	57
	4 Flute Ball 3xD	59
	4 Flute Ball 3xD, 8xD Overall Reach	61
	4 Flute Ball 3xD, 12xD Overall Reach	62
M4LB	4 Flute Ball 5xD	63
M4EB	4 Flute Ball 8xD	64
M4XB	4 Flute Ball 12xD	65

METRIC

SERIES	DESCRIPTION	PAGE
M2M	2 Flute Square 1.5xD	66
	2 Flute Square 3xD	67
M2MB	2 Flute Ball 1.5xD	69
	2 Flute Ball 3xD	70
M4M	4 Flute Square 1.5xD	72
	4 Flute Square 3xD	73
M4MB	4 Flute Ball 1.5xD	74
	4 Flute Ball 3xD	75

Speed & Feed Recommendations76

M032 3 Flute Square and Corner Radius82

Speed & Feed Recommendations85

HOLE MAKING

M080 2 Flute Spotting Drill External Coolant89
M081 2 Flute Spotting Drill External Coolant90

Speed & Feed Recommendations91

M105 2 Flute External Coolant Standard and
Extended length93

Speed & Feed Recommendations98

M226 2 Flute External Coolant99
L226 2 Flute Left Hand Cut External Coolant108

Speed & Feed Recommendations113

M814 2 Flute Internal Coolant114

Speed & Feed Recommendations116

TECHNICAL INFORMATION

EDP Index118
 Decimal Equivalent Chart130
 Hardness Conversion Chart131


KSPT MICRO END MILLS

SMALL TOOLS. EPIC PROPORTIONS.

KYOCERA SGS Precision Tools (KSPT) commitment to providing superior quality round solid carbide cutting tools is unwavering, and these efforts are being taken one step further by introducing an impressive micro tool expansion. With a staggering expansion of over 2,500 tools in various lengths of cut, reach variations, end configurations and coating options, the portfolio can satisfy a variety of machining applications tailored for small diameter milling environments. Explore the portfolio below and discover how these small tools can deliver epic VALUE AT THE SPINDLE®!

EXPANSION HIGHLIGHTS:

- 2, 3, and 4 flutes in square, corner radii, and ball nose end configurations options standard
- Lengths of cut ranging from 1.5 times diameter through 12 times diameter
- Expansive reach options ranging from 3 times diameter through 25 times diameter overall reach
- Fractional tools on 1/8" common shank and metric tools on 3MM and 4MM shanks to suit global application demands
- Uncoated options for tools in expanded and legacy portfolio
- Offered in Ti-NAMITE®-A coating for superior chip flow at low spindle speeds in a variety of applications
- All micro tools are manufactured in accordance with KSPT ISO 9001: 2015 quality standards



CASE STUDY M4 8XD MICRO END MILL

INDUSTRY
AEROSPACE

MATERIAL
347 Stainless Steel (28 HRc Hardness)

PRODUCT
M4 8XD Micro End Mills

APPLICATION
Plunging

COMPETITOR
3 Flute Extended Reach Micro End Mill

COOLANT
Soluble Flood

TOOL INFORMATION
0.07" Dia / 0.21" LOC / 2" OAL

GOALS

The goals of this study were to significantly reduce job cost through the implementation of superior tooling and increased manufacturing efficiencies.

STRATEGY

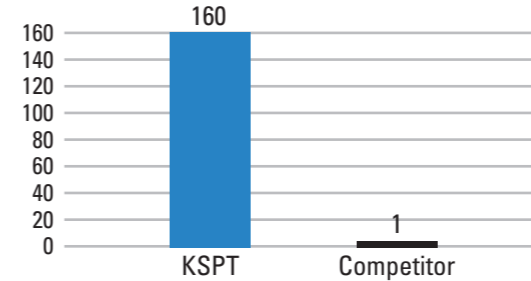
KSPT approached the job with a 4 flute 8XD Micro End Mill. The four flute design allows for higher feed rates and decreased deflection, improving productivity and surface finish.

	KSPT	COMPETITOR
TOOL DIAMETER	.07"	.07
SPEED	6600 RPM	3400 RPM
FEED	4 IPM	2 IPM
RADIAL CUT (AE)	N/A	N/A
AXIAL CUT (AP)	0.38	0.38
CYCLE TIME	6 SECONDS	11.4 SECONDS

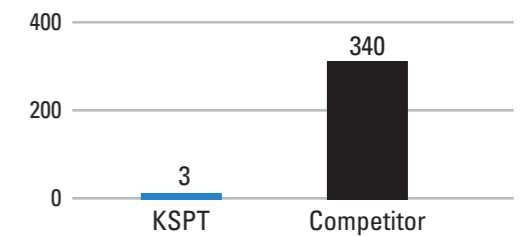
RESULTS

The overall findings of this study indicate **KSPT's 4 flute micro end mill blew away the competitor's 3 flute tool** in efficiency and effectiveness. **KSPT's tool was able to capacitate a 48% higher speed and a 50% greater feed rate.** Those combined efficiencies were able to **cut the cycle time in half!** Because of the higher quality tool, the customer was able to **produce 160 parts per KSPT tool.** The competitor's 3 flute end mill was only able to produce 1 part per tool. Thus, the **tool change cost was reduced by over 99%!** Additionally, since KSPT only used 3 total tools to complete the job, the customer benefited from a **new tool cost reduction by over 99%.** The **M4 8XD 4 flute micro end mill ultimately saved the customer a grand total of \$12,030.34, resulting in a 98.88% cost reduction!** These tools, albeit small, are an epic step forward for micro machining.

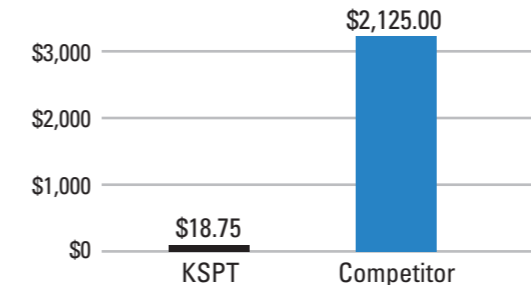
TOTAL PARTS AVAILABLE PER TOOL



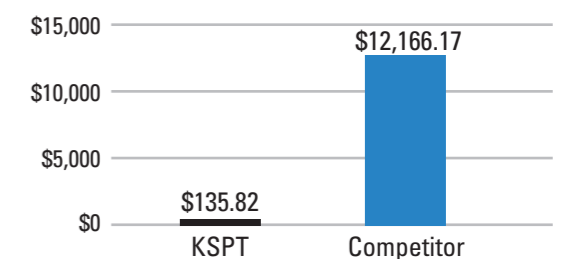
NEWTOLS REQUIRED TO COMPLETE THE JOB



TOOL CHANGE COST



TOTAL COST



KSPT MICRO DRILLS

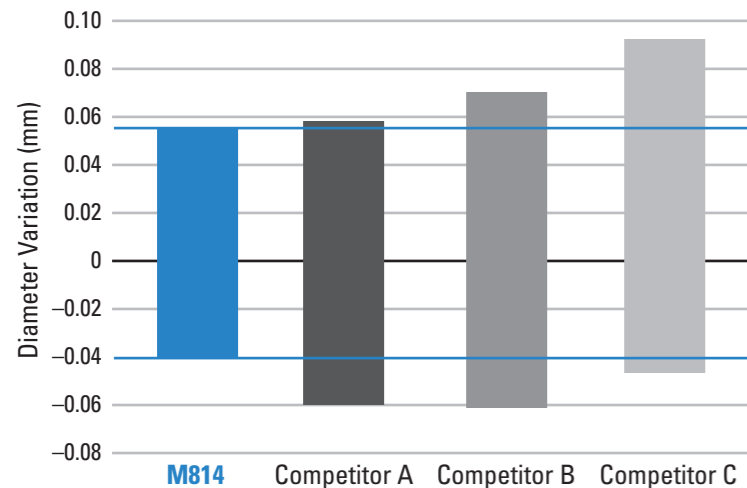
SMALL TOOLS. EPIC PROPORTIONS.

KYOCERA SGS Precision Tools (KSPT) commitment to providing superior quality round solid carbide cutting tools is unwavering, and these efforts are being taken one step further by introducing an impressive micro tool expansion. Within the expansion, KSPT introduces a new lineup of micro drills totaling more than 1,400 tools with a variety of coolant and length options to meet the demands of global hole making applications. Explore the portfolio below and discover how these small tools can deliver epic VALUE AT THE SPINDLE®!

DRILL PORTFOLIO HIGHLIGHTS:

- 2 flutes for optimal chip evacuation and cutting edge strength
- Internal coolant options on select series promotes controlled and consistent operating temperatures
- Lengths of cut ranging from 3 times diameter through 15 times diameter
- Fractional tools on 1/8" common shank and metric tools on 3MM and 4MM shanks to suit global market demands
- Uncoated options standard in select series
- Offered with Ti-NAMITE®-A coating for superior tool life and all-around value across a variety of applications
- Select series offered in new Ti-NAMITE®-Cr (AlCrN) coating for exceptional wear resistance in wet and dry drilling of cast iron and steel materials up to 52 HRc
- All micro tools are manufactured in accordance with KSPT ISO 9001: 2015 quality standards

**HOLE DIAMETER VARIATION
SERIES M814**



	No. of Holes	Dia. Variation (mm)
M814	600	0.0937
Competitor A	600	0.1141
Competitor B	269 (Broken)	0.1281
Competitor C	600	0.1347

Cutting Conditions:
 N = 6468 rpm, Vf = 575 mm/min
 Drill Diameter 0,3 mm
 Drilling Depth 25,4 mm, 17-4PH-900

M814

- Split point and double margin design provide superior hole finish and size control
- Coolant hole feature allows straight through drilling without a peck cycle
- High-performance Ti-NAMITE®-Cr coating and mirror polished fluting increase tool life and productivity in moderate-to-difficult workpiece materials
- Available from stock in a selection of popular lengths and diameters
- Application specific sub-micron grain carbide designed specifically for micro-tool applications
- Manufactured in accordance with KSPT ISO certified quality procedures



M105

- 4-facet point design stabilizes on entry for superior hole size control and tool life
- Mirror surface finishes improve chip flow as hole depth increases
- Ti-NAMITE®-A coating and uncoated options for the ultimate performance in a variety of ferrous and non-ferrous workpiece materials
- Available from stock in a selection of popular lengths and diameters
- Application specific sub-micron grain carbide designed specifically for micro-tool applications
- Manufactured in accordance with KSPT ISO certified quality procedures



M080 & M081

- 4-facet point design, stub length, and mirror finish provide the highest quality spot
- Ti-NAMITE®-A coating and uncoated options for the ultimate performance and tool life in a variety of ferrous and non-ferrous workpiece materials
- Available from stock in all popular diameters and point configurations
- Application specific sub-micron grain carbide designed specifically for micro-tool applications
- Manufactured in accordance with KSPT ISO certified quality procedures



M226 & L226

- 4-facet point design stabilizes on entry for superior hole size control and tool life (>.08mm)
- Mirror surface finishes improve chip flow as hole depth increases
- Ti-NAMITE®-A coating and uncoated options for the ultimate performance in a variety of ferrous and non-ferrous workpiece materials
- Right and left hand cut available from stock in a wide selection of popular lengths and diameters
- Application specific sub-micron grain carbide designed specifically for micro-tool applications
- Manufactured in accordance with KSPT ISO certified quality procedures



KSPT COATINGS

Ti-NAMITE-A

With excellent thermal and chemical resistance, Ti-NAMITE®-A (AlTiN) allows for dry cutting and improvements in performance of carbide. The coating has a high hardness giving ultimate protection against abrasive wear and erosion. Ideal for cast iron, high temperature alloys, steels, and stainless steel applications.

Hardness (HV): 3700
 Oxidation Temperature: 1100°C / 2010°F
 Coefficient of Friction: 0.30
 Thickness: 1 – 4 Microns (based on tool diameter)

KYOCERA SGS PRECISION TOOLS AlTiN COATING PERFORMANCE (LAB RESULTS)

SEM photography shows the KSPT proprietary coating method provides a significant reduction in macro particle deposition on the tool surface, which contributes to increased performance due to smoother chip flow. Another benefit of the KSPT micro-tool coating is a significant reduction in edge rounding due to excessive thickness, typical of most normal coatings.



Ti-NAMITE-CR

With very high wear resistance and excellent hot hardness, Ti-NAMITE®-Cr (AlCrN) allows for wet and dry machining versatility at the highest of cutting speeds for increased machine utilization and productivity. The coating provides optimal thermal shock stability and is ideal for cast iron and steel applications up to 52 HRc.

Hardness (HV): 3200
 Oxidation Temperature: 1100°C / 2010°F
 Coefficient of Friction: 0.35
 Thickness: 1 – 4 Microns (based on tool diameter)

Common Legend

TO ORDER: Please specify quantity and EDP number.
RETURN POLICY: An RMA number must accompany all product returns. Contact your Customer Service Representative for an RMA number.

REGULATION SAFETY GLASSES SHOULD ALWAYS BE WORN WHEN USING HIGH-SPEED CUTTING EQUIPMENT



WARNING: This product can expose you to chemicals including Cobalt, which is known to the State of California to cause cancer. For more information go to www.p65warnings.ca.gov

MATERIALS

Steels	Stainless Steels	Cast Iron	High Temp Alloys
Titanium	Non-Ferrous	Plastics/Composites	Hardened Steels

END MILLS

TOOL LENGTH



FLUTES



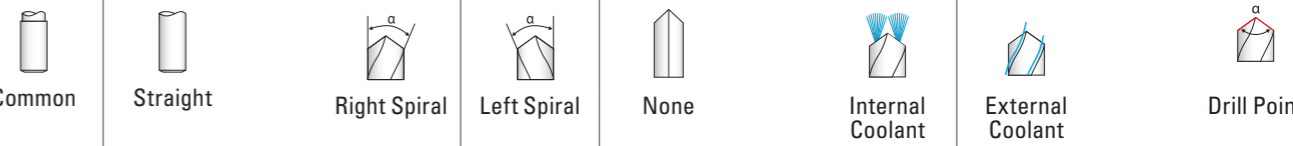
END CONFIGURATIONS SHANK TYPE HELIX ANGLE PROFILE ANGLE RAKE ANGLE



All tools are in Right Cut Direction unless noted

DRILLS

SHANK TYPE HELIX ANGLES COOLANT OPTIONS POINT ANGLE



REACH



FRACTIONAL
M2 • M2CR • 1.5xD



M2 • M2CR
1.5xD
FRACTIONAL SERIES

- Two flute design is ideal for softer alloyed, non-ferrous material applications that require slotting or involve heavy chip loads.
- Enhanced corner geometry with tight tolerance corner radii
- Proprietary coating allows for superior chip flow, driving industry leading productivity and value, even at low spindle speeds.
- High performance carbide substrate designed specifically for Micro Tool applications.
- Broad portfolio, offering consistent lengths of cut, to ensure application demands are met.
- Advanced geometries that extend tool life, reduce chatter, cut cycle times, and improve part quality.
- All tools in stock to meet customer order requirements.
- All micro tools are manufactured in accordance with the KSPT ISO certified quality procedures.

CUTTING DIAMETER DC	SHANK DIAMETER DCON	inch			EDP NO.	
		LENGTH OF CUT APMX	OVERALL LENGTH LF	CORNER RADIUS RE	UNCOATED	TI-NAMITE-A (AlTiN)
0.004	1/8	0.006	1-1/2	-	04004	04000
0.005	1/8	0.008	1-1/2	-	00301	02201
0.006	1/8	0.009	1-1/2	-	00302	02202
0.007	1/8	0.011	1-1/2	-	00303	02203
0.008	1/8	0.012	1-1/2	-	00304	02204
0.009	1/8	0.014	1-1/2	-	00305	02205
0.010	1/8	0.015	1-1/2	-	00306	02206
0.011	1/8	0.017	1-1/2	-	00307	02207
0.012	1/8	0.018	1-1/2	-	00308	02208
0.013	1/8	0.020	1-1/2	-	00309	02209
0.014	1/8	0.021	1-1/2	-	00310	02210
0.015	1/8	0.023	1-1/2	-	00311	02211
0.015	1/8	0.023	1-1/2	0.003	08500	08641
0.016	1/8	0.024	1-1/2	-	00312	02212
0.017	1/8	0.026	1-1/2	-	00313	02213
0.018	1/8	0.027	1-1/2	-	00314	02214
0.019	1/8	0.029	1-1/2	-	00315	02215
0.020	1/8	0.030	1-1/2	-	00316	02216
0.020	1/8	0.030	1-1/2	0.003	08502	08643
0.020	1/8	0.030	1-1/2	0.005	08504	08645
0.021	1/8	0.032	1-1/2	-	00317	02217
0.022	1/8	0.033	1-1/2	-	00318	02218
0.023	1/8	0.035	1-1/2	-	00319	02219
0.024	1/8	0.036	1-1/2	-	00320	02220
0.025	1/8	0.038	1-1/2	-	00321	02221
0.025	1/8	0.038	1-1/2	0.010	08505	08646
0.026	1/8	0.039	1-1/2	-	00322	02222
0.027	1/8	0.041	1-1/2	-	00323	02223
0.028	1/8	0.042	1-1/2	-	00324	02224
0.029	1/8	0.044	1-1/2	-	00325	02225
0.030	1/8	0.045	1-1/2	-	00326	02226
0.030	1/8	0.045	1-1/2	0.010	08507	08648
0.031	1/8	0.047	1-1/2	-	00327	02227
0.032	1/8	0.048	1-1/2	-	00328	02228
0.033	1/8	0.050	1-1/2	-	00329	02229
0.034	1/8	0.051	1-1/2	-	00330	02230

continued on next page

New Expanded Tools

TOLERANCES (inch)

.004-.120 DIAMETER
DC = +0.000/-0.001
DCON = h₆
RE = +0.0000/-0.0005

- STEELS
- STAINLESS STEELS
- CAST IRON
- HIGH TEMP ALLOYS
- TITANIUM
- HARDENED STEELS
- NON-FERROUS
- PLASTICS/COMPOSITES

FRACTIONAL
M2 • M2CR • 1.5xD



New Expanded Tools

M2 • M2CR
1.5xD
FRACTIONAL SERIES

CUTTING DIAMETER DC	SHANK DIAMETER DCON	inch			EDP NO.	
		LENGTH OF CUT APMX	OVERALL LENGTH LF	CORNER RADIUS RE	UNCOATED	TI-NAMITE-A (AlTiN)
0.035	1/8	0.053	1-1/2	-	00331	02231
0.035	1/8	0.053	1-1/2	0.005	08509	08650
0.035	1/8	0.053	1-1/2	0.010	08511	08652
0.036	1/8	0.054	1-1/2	-	00332	02232
0.037	1/8	0.056	1-1/2	-	00333	02233
0.038	1/8	0.057	1-1/2	-	00334	02234
0.039	1/8	0.059	1-1/2	-	00335	02235
0.040	1/8	0.060	1-1/2	-	00336	02236
0.040	1/8	0.060	1-1/2	0.005	08513	08654
0.040	1/8	0.060	1-1/2	0.010	08515	08656
0.041	1/8	0.062	1-1/2	-	00337	02368
0.042	1/8	0.063	1-1/2	-	00338	02369
0.043	1/8	0.065	1-1/2	-	00339	02370
0.044	1/8	0.066	1-1/2	-	00340	02371
0.045	1/8	0.068	1-1/2	-	00341	02372
0.045	1/8	0.068	1-1/2	0.005	08517	08658
0.045	1/8	0.068	1-1/2	0.010	08519	08660
0.046	1/8	0.069	1-1/2	-	00342	02373
0.047	1/8	0.071	1-1/2	-	00343	02374
0.048	1/8	0.072	1-1/2	-	00344	02375
0.049	1/8	0.074	1-1/2	-	00345	02376
0.050	1/8	0.075	1-1/2	-	00346	02377
0.050	1/8	0.075	1-1/2	0.005	08521	08662
0.050	1/8	0.075	1-1/2	0.010	08523	08664
0.050	1/8	0.075	1-1/2	0.015	08525	08666
0.051	1/8	0.077	1-1/2	-	00347	02378
0.052	1/8	0.078	1-1/2	-	00348	02379
0.053	1/8	0.080	1-1/2	-	00349	02380
0.054	1/8	0.081	1-1/2	-	00350	02381
0.055	1/8	0.083	1-1/2	-	00351	02382
0.055	1/8	0.083	1-1/2	0.005	08527	08668
0.055	1/8	0.083	1-1/2	0.010	08529	08670
0.055	1/8	0.083	1-1/2	0.015	08531	08672
0.056	1/8	0.084	1-1/2	-	00352	02383
0.057	1/8	0.086	1-1/2	-	00353	02384
0.058	1/8	0.087	1-1/2	-	00354	02385

continued on next page

continued

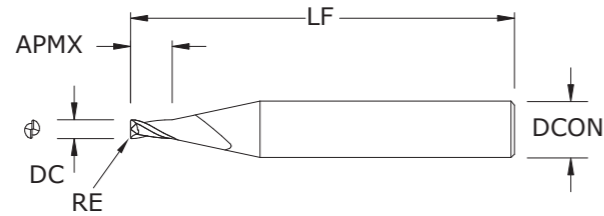
FRACTIONAL
M2 • M2CR • 1.5xD



FRACTIONAL
M2 • M2CR • 1.5xD



M2 • M2CR
1.5xD
FRACTIONAL SERIES



New Expanded Tools

New Expanded Tools

M2 • M2CR
1.5xD
FRACTIONAL SERIES

continued

continued

CUTTING DIAMETER DC	SHANK DIAMETER DCON	inch			EDP NO.	
		LENGTH OF CUT APMX	OVERALL LENGTH LF	CORNER RADIUS RE	UNCOATED	TI-NAMITE-A (AlTiN)
0.059	1/8	0.089	1-1/2	-	00355	02386
0.060	1/8	0.090	1-1/2	-	00356	02387
0.060	1/8	0.090	1-1/2	0.005	08533	08674
0.060	1/8	0.090	1-1/2	0.010	08535	08676
0.060	1/8	0.090	1-1/2	0.015	08537	08678
0.062	1/8	0.093	1-1/2	-	00357	02388
0.065	1/8	0.098	1-1/2	-	00358	02389
0.065	1/8	0.098	1-1/2	0.005	08539	08680
0.065	1/8	0.098	1-1/2	0.010	08541	08682
0.065	1/8	0.098	1-1/2	0.015	08543	08684
0.070	1/8	0.105	1-1/2	-	00359	02390
0.070	1/8	0.105	1-1/2	0.005	08545	08686
0.070	1/8	0.105	1-1/2	0.010	08547	08688
0.070	1/8	0.105	1-1/2	0.015	08549	08690
0.075	1/8	0.112	1-1/2	-	04006	04002
0.075	1/8	0.113	1-1/2	0.005	08551	08692
0.075	1/8	0.113	1-1/2	0.010	08553	08694
0.075	1/8	0.113	1-1/2	0.015	08555	08696
0.075	1/8	0.113	1-1/2	0.020	08557	08698
0.078	1/8	0.117	1-1/2	-	00360	02391
0.080	1/8	0.120	1-1/2	-	00361	02392
0.080	1/8	0.120	1-1/2	0.005	08559	08700
0.080	1/8	0.120	1-1/2	0.010	08561	08702
0.080	1/8	0.120	1-1/2	0.015	08563	08704
0.080	1/8	0.120	1-1/2	0.020	08565	08706
0.085	1/8	0.128	1-1/2	-	00362	02393
0.085	1/8	0.128	1-1/2	0.005	08567	08708
0.085	1/8	0.128	1-1/2	0.010	08569	08710
0.085	1/8	0.128	1-1/2	0.015	08571	08712
0.085	1/8	0.128	1-1/2	0.020	08573	08714
0.090	1/8	0.135	1-1/2	-	00363	02394
0.090	1/8	0.135	1-1/2	0.005	08575	08716
0.090	1/8	0.135	1-1/2	0.010	08577	08718
0.090	1/8	0.135	1-1/2	0.015	08579	08720
0.090	1/8	0.135	1-1/2	0.020	08581	08722
0.093	1/8	0.140	1-1/2	-	00364	02395

continued on next page

TOLERANCES (inch)

.004-.120 DIAMETER

DC = +0.000/-0.001

DCON = h₆

RE = +0.0000/-0.0005

- STEELS
- STAINLESS STEELS
- CAST IRON
- HIGH TEMP ALLOYS
- TITANIUM
- HARDENED STEELS
- NON-FERROUS
- PLASTICS/COMPOSITES

CUTTING DIAMETER DC	SHANK DIAMETER DCON	inch			EDP NO.	
		LENGTH OF CUT APMX	OVERALL LENGTH LF	CORNER RADIUS RE	UNCOATED	TI-NAMITE-A (AlTiN)
0.095	1/8	0.143	1-1/2	-	00365	02396
0.095	1/8	0.143	1-1/2	0.005	08583	08724
0.095	1/8	0.143	1-1/2	0.010	08585	08726
0.095	1/8	0.143	1-1/2	0.015	08587	08728
0.095	1/8	0.143	1-1/2	0.020	08589	08730
0.100	1/8	0.150	1-1/2	-	00366	02397
0.100	1/8	0.150	1-1/2	0.005	08591	08732
0.100	1/8	0.150	1-1/2	0.010	08593	08734
0.100	1/8	0.150	1-1/2	0.015	08595	08736
0.100	1/8	0.150	1-1/2	0.020	08597	08738
0.100	1/8	0.150	1-1/2	0.030	08599	08740
0.105	1/8	0.158	1-1/2	-	00367	02398
0.105	1/8	0.158	1-1/2	0.005	08601	08742
0.105	1/8	0.158	1-1/2	0.010	08603	08744
0.105	1/8	0.158	1-1/2	0.015	08605	08746
0.105	1/8	0.158	1-1/2	0.020	08607	08748
0.105	1/8	0.158	1-1/2	0.030	08609	08750
0.110	1/8	0.165	1-1/2	-	00368	02399
0.110	1/8	0.165	1-1/2	0.005	08611	08752
0.110	1/8	0.165	1-1/2	0.010	08613	08754
0.110	1/8	0.165	1-1/2	0.015	08615	08756
0.110	1/8	0.165	1-1/2	0.020	08617	08758
0.110	1/8	0.165	1-1/2	0.030	08619	08760
0.115	1/8	0.173	1-1/2	-	00369	02400
0.115	1/8	0.173	1-1/2	0.005	08621	08762
0.115	1/8	0.173	1-1/2	0.010	08623	08764
0.115	1/8	0.173	1-1/2	0.015	08625	08766
0.115	1/8	0.173	1-1/2	0.020	08627	08768
0.115	1/8	0.173	1-1/2	0.030	08629	08770
0.120	1/8	0.180	1-1/2	-	00370	02401
0.120	1/8	0.180	1-1/2	0.005	08631	08772
0.120	1/8	0.180	1-1/2	0.010	08633	08774
0.120	1/8	0.180	1-1/2	0.015	08635	08776
0.120	1/8	0.180	1-1/2	0.020	08637	08778
0.120	1/8	0.180	1-1/2	0.030	08639	08780

KYOCERA Solid Tools

SGS Solid Tools

SGS Micro Tools

KYOCERA Solid Tools

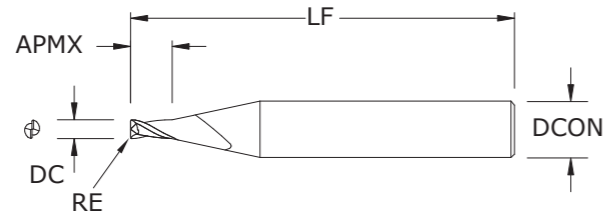
SGS Solid Tools

SGS Micro Tools

FRACTIONAL
M2 • M2CR • 3xD



M2 • M2CR
3xD
FRACTIONAL SERIES



- Two flute design is ideal for softer alloyed, non-ferrous material applications that require slotting or involve heavy chip loads.
- Enhanced corner geometry with tight tolerance corner radii
- Proprietary coating allows for superior chip flow, driving industry leading productivity and value, even at low spindle speeds.
- High performance carbide substrate designed specifically for Micro Tool applications.
- Broad portfolio, offering consistent lengths of cut, to ensure application demands are met.
- Advanced geometries that extend tool life, reduce chatter, cut cycle times, and improve part quality.
- All tools in stock to meet customer order requirements.
- All micro tools are manufactured in accordance with the KSPT ISO certified quality procedures.

CUTTING DIAMETER DC	SHANK DIAMETER DCON	inch			EDP NO.	
		LENGTH OF CUT APMX	OVERALL LENGTH LF	CORNER RADIUS RE	UNCOATED	TI-NAMITE-A (AITiN)
0.004	1/8	0.012	1-1/2	-	04005	04001
0.005	1/8	0.015	1-1/2	-	00811	02275
0.006	1/8	0.018	1-1/2	-	00812	02276
0.007	1/8	0.021	1-1/2	-	00813	02277
0.008	1/8	0.024	1-1/2	-	00814	02278
0.009	1/8	0.027	1-1/2	-	00815	02279
0.010	1/8	0.030	1-1/2	-	00816	02280
0.011	1/8	0.033	1-1/2	-	00817	02281
0.012	1/8	0.036	1-1/2	-	00818	02282
0.013	1/8	0.039	1-1/2	-	00819	02283
0.014	1/8	0.042	1-1/2	-	00820	02284
0.015	1/8	0.045	1-1/2	-	00821	02285
0.015	1/8	0.045	1-1/2	0.003	08501	08642
0.016	1/8	0.048	1-1/2	-	00822	02286
0.017	1/8	0.051	1-1/2	-	00823	02287
0.018	1/8	0.054	1-1/2	-	00824	02288
0.019	1/8	0.057	1-1/2	-	00825	02289
0.020	1/8	0.060	1-1/2	-	00826	02290
0.020	1/8	0.060	1-1/2	0.003	08503	08644
0.020	1/8	0.060	1-1/2	0.005	04020	04021
0.021	1/8	0.063	1-1/2	-	00827	02291
0.022	1/8	0.066	1-1/2	-	00828	02292
0.023	1/8	0.069	1-1/2	-	00829	02293
0.024	1/8	0.072	1-1/2	-	00830	02294
0.025	1/8	0.075	1-1/2	-	00831	02295
0.025	1/8	0.075	1-1/2	0.005	04022	04023
0.025	1/8	0.075	1-1/2	0.010	08506	08647
0.026	1/8	0.078	1-1/2	-	00832	02296
0.027	1/8	0.081	1-1/2	-	00833	02297
0.028	1/8	0.084	1-1/2	-	00834	02298
0.029	1/8	0.087	1-1/2	-	00835	02299
0.030	1/8	0.090	1-1/2	-	00836	02300
0.030	1/8	0.090	1-1/2	0.010	08508	08649
0.031	1/8	0.093	1-1/2	-	00837	02301
0.032	1/8	0.096	1-1/2	-	00838	02302
0.033	1/8	0.099	1-1/2	-	00839	02303

continued on next page

New Expanded Tools

TOLERANCES (inch)

.004-.120 DIAMETER

DC = +0.000/-0.001

DCON = h₆

RE = +0.0000/-0.0005

- STEELS
- STAINLESS STEELS
- CAST IRON
- HIGH TEMP ALLOYS
- TITANIUM
- HARDENED STEELS
- NON-FERROUS
- PLASTICS/COMPOSITES



New Expanded Tools

FRACTIONAL
M2 • M2CR • 3xD

M2 • M2CR
3xD
FRACTIONAL SERIES

CUTTING DIAMETER DC	SHANK DIAMETER DCON	inch			EDP NO.	
		LENGTH OF CUT APMX	OVERALL LENGTH LF	CORNER RADIUS RE	UNCOATED	TI-NAMITE-A (AITiN)
0.034	1/8	0.102	1-1/2	-	00840	02304
0.035	1/8	0.105	1-1/2	-	00841	02305
0.035	1/8	0.105	1-1/2	0.005	08510	08651
0.035	1/8	0.105	1-1/2	0.010	08512	08653
0.036	1/8	0.108	1-1/2	-	00842	02306
0.037	1/8	0.111	1-1/2	-	00843	02307
0.038	1/8	0.114	1-1/2	-	00844	02308
0.039	1/8	0.117	1-1/2	-	00845	02309
0.040	1/8	0.120	1-1/2	-	00846	02310
0.040	1/8	0.120	1-1/2	0.005	08514	08655
0.040	1/8	0.120	1-1/2	0.010	08516	08657
0.041	1/8	0.123	1-1/2	-	00479	02436
0.042	1/8	0.126	1-1/2	-	00480	02437
0.043	1/8	0.129	1-1/2	-	00481	02438
0.044	1/8	0.132	1-1/2	-	00482	02439
0.045	1/8	0.135	1-1/2	-	00483	02440
0.045	1/8	0.135	1-1/2	0.005	08518	08659
0.045	1/8	0.135	1-1/2	0.010	08520	08661
0.046	1/8	0.138	1-1/2	-	00484	02441
0.047	1/8	0.141	1-1/2	-	00485	02442
0.048	1/8	0.144	1-1/2	-	00486	02443
0.049	1/8	0.147	1-1/2	-	00487	02444
0.050	1/8	0.150	1-1/2	-	00488	02445
0.050	1/8	0.150	1-1/2	0.005	08522	08663
0.050	1/8	0.150	1-1/2	0.010	08524	08665
0.050	1/8	0.150	1-1/2	0.015	08526	08667
0.051	1/8	0.153	1-1/2	-	00489	02446
0.052	1/8	0.156	1-1/2	-	00490	02447
0.053	1/8	0.159	1-1/2	-	00491	02448
0.054	1/8	0.162	1-1/2	-	00492	02449
0.055	1/8	0.165	1-1/2	-	00493	02450
0.055	1/8	0.165	1-1/2	0.005	08528	08669
0.055	1/8	0.165	1-1/2	0.010	08530	08671
0.055	1/8	0.165	1-1/2	0.015	08532	08673
0.056	1/8	0.168	1-1/2	-	00494	02451
0.057	1/8	0.171	1-1/2	-	00495	02452

continued on next page

continued

KYOCERA Solid Tools

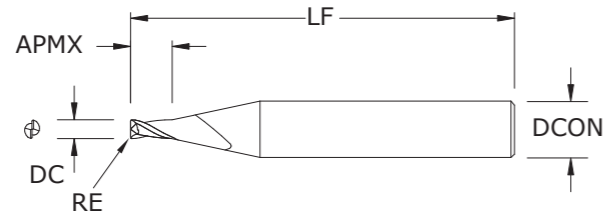
SGS Solid Tools

SGS Micro Tools

FRACTIONAL
M2 • M2CR • 3xD



M2 • M2CR
3xD
FRACTIONAL SERIES



New Expanded Tools

TOLERANCES (inch)

.004-.120 DIAMETER

DC = +0.000/-0.001

DCON = h₆

RE = +0.0000/-0.0005

- STEELS
- STAINLESS STEELS
- CAST IRON
- HIGH TEMP ALLOYS
- TITANIUM
- HARDENED STEELS
- NON-FERROUS
- PLASTICS/COMPOSITES

continued

CUTTING DIAMETER DC	SHANK DIAMETER DCON	inch			EDP NO.	
		LENGTH OF CUT APMX	OVERALL LENGTH LF	CORNER RADIUS RE	UNCOATED	TI-NAMITE-A (AlTiN)
0.058	1/8	0.174	1-1/2	-	00496	02453
0.059	1/8	0.177	1-1/2	-	00865	02454
0.060	1/8	0.180	1-1/2	-	00498	02455
0.060	1/8	0.180	1-1/2	0.005	08534	08675
0.060	1/8	0.180	1-1/2	0.010	08536	08677
0.060	1/8	0.180	1-1/2	0.015	08538	08679
0.062	1/8	0.186	1-1/2	-	00499	02456
0.065	1/8	0.195	1-1/2	-	00500	02457
0.065	1/8	0.195	1-1/2	0.005	08540	08681
0.065	1/8	0.195	1-1/2	0.010	08542	08683
0.065	1/8	0.195	1-1/2	0.015	08544	08685
0.070	1/8	0.210	1-1/2	-	00501	02458
0.070	1/8	0.210	1-1/2	0.005	08546	08687
0.070	1/8	0.210	1-1/2	0.010	08548	08689
0.070	1/8	0.210	1-1/2	0.015	08550	08691
0.075	1/8	0.225	1-1/2	-	04007	04003
0.075	1/8	0.225	1-1/2	0.005	08552	08693
0.075	1/8	0.225	1-1/2	0.010	08554	08695
0.075	1/8	0.225	1-1/2	0.015	08556	08697
0.075	1/8	0.225	1-1/2	0.020	08558	08699
0.078	1/8	0.234	1-1/2	-	00870	02459
0.080	1/8	0.240	1-1/2	-	00503	02460
0.080	1/8	0.240	1-1/2	0.005	08560	08701
0.080	1/8	0.240	1-1/2	0.010	08562	08703
0.080	1/8	0.240	1-1/2	0.015	08564	08705
0.080	1/8	0.240	1-1/2	0.020	08566	08707
0.085	1/8	0.255	1-1/2	-	00504	02461
0.085	1/8	0.255	1-1/2	0.005	08568	08709
0.085	1/8	0.255	1-1/2	0.010	08570	08711
0.085	1/8	0.255	1-1/2	0.015	08572	08713
0.085	1/8	0.255	1-1/2	0.020	08574	08715
0.090	1/8	0.270	1-1/2	-	00505	02462
0.090	1/8	0.270	1-1/2	0.005	08576	08717
0.090	1/8	0.270	1-1/2	0.010	08578	08719
0.090	1/8	0.270	1-1/2	0.015	08580	08721
0.090	1/8	0.270	1-1/2	0.020	08582	08723

continued on next page

FRACTIONAL
M2 • M2CR • 3xD



New Expanded Tools

M2 • M2CR
3xD
FRACTIONAL SERIES

continued

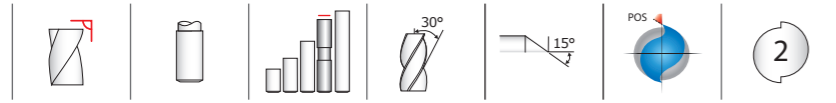
CUTTING DIAMETER DC	SHANK DIAMETER DCON	inch			EDP NO.	
		LENGTH OF CUT APMX	OVERALL LENGTH LF	CORNER RADIUS RE	UNCOATED	TI-NAMITE-A (AlTiN)
0.093	1/8	0.279	1-1/2	-	00506	02463
0.095	1/8	0.285	1-1/2	-	00507	02464
0.095	1/8	0.285	1-1/2	0.005	08584	08725
0.095	1/8	0.285	1-1/2	0.010	08586	08727
0.095	1/8	0.285	1-1/2	0.015	08588	08729
0.095	1/8	0.285	1-1/2	0.020	08590	08731
0.100	1/8	0.300	1-1/2	-	00508	02465
0.100	1/8	0.300	1-1/2	0.005	08592	08733
0.100	1/8	0.300	1-1/2	0.010	08594	08735
0.100	1/8	0.300	1-1/2	0.015	08596	08737
0.100	1/8	0.300	1-1/2	0.020	08598	08739
0.100	1/8	0.300	1-1/2	0.030	08600	08741
0.105	1/8	0.315	1-1/2	-	00509	02466
0.105	1/8	0.315	1-1/2	0.005	08602	08743
0.105	1/8	0.315	1-1/2	0.010	08604	08745
0.105	1/8	0.315	1-1/2	0.015	08606	08747
0.105	1/8	0.315	1-1/2	0.020	08608	08749
0.105	1/8	0.315	1-1/2	0.030	08610	08751
0.110	1/8	0.330	1-1/2	-	00878	02467
0.110	1/8	0.330	1-1/2	0.005	08612	08753
0.110	1/8	0.330	1-1/2	0.010	08614	08755
0.110	1/8	0.330	1-1/2	0.015	08616	08757
0.110	1/8	0.330	1-1/2	0.020	08618	08759
0.110	1/8	0.330	1-1/2	0.030	08620	08761
0.115	1/8	0.345	1-1/2	-	00511	02468
0.115	1/8	0.345	1-1/2	0.005	08622	08763
0.115	1/8	0.345	1-1/2	0.010	08624	08765
0.115	1/8	0.345	1-1/2	0.015	08626	08767
0.115	1/8	0.345	1-1/2	0.020	08628	08769
0.115	1/8	0.345	1-1/2	0.030	08630	08771
0.120	1/8	0.360	1-1/2	-	00512	02469
0.120	1/8	0.360	1-1/2	0.005	08632	08773
0.120	1/8	0.360	1-1/2	0.010	08634	08775
0.120	1/8	0.360	1-1/2	0.015	08636	08777
0.120	1/8	0.360	1-1/2	0.020	08638	08779
0.120	1/8	0.360	1-1/2	0.030	08640	08781

KYOCERA Solid Tools

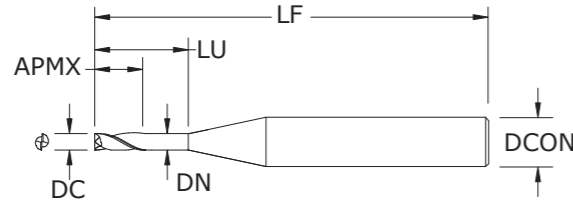
SGS Solid Tools

SGS Micro Tools

FRACTIONAL
M2 • 3xD • 8xD Overall Reach



M2 • 3xD
8xD
FRACTIONAL SERIES



New Expanded Tools

TOLERANCES (inch)

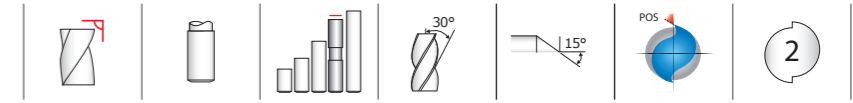
.010–.120 DIAMETER
DC = +0.000/-0.001
DCON = h₆

- STEELS
- STAINLESS STEELS
- CAST IRON
- HIGH TEMP ALLOYS
- TITANIUM
- HARDENED STEELS
- NON-FERROUS
- PLASTICS/COMPOSITES

- Two flute design is ideal for softer alloyed, non-ferrous material applications that require slotting or involve heavy chip loads.
- Proprietary coating allows for superior chip flow, driving industry leading productivity and value, even at low spindle speeds.
- High performance carbide substrate designed specifically for Micro Tool applications.
- Broad portfolio, offering consistent lengths of cut, to ensure application demands are met.
- Advanced geometries that extend tool life, reduce chatter, cut cycle times, and improve part quality.
- All tools in stock to meet customer order requirements.
- All micro tools are manufactured in accordance with the KSPT ISO certified quality procedures.

inch						EDP NO.	
CUTTING DIAMETER DC	SHANK DIAMETER DCON	LENGTH OF CUT APMX	REACH LU	NECK DIAMETER DN	OVERALL LENGTH LF	UNCOATED	TI-NAMITE-A (AITIN)
0.010	1/8	0.030	0.080	0.009	1-1/2	09353	03400
0.015	1/8	0.045	0.120	0.014	1-1/2	09355	03401
0.020	1/8	0.060	0.160	0.018	1-1/2	09357	03402
0.025	1/8	0.075	0.200	0.023	1-1/2	09359	03403
0.030	1/8	0.090	0.240	0.028	1-1/2	09361	03404
0.031	1/8	0.093	0.248	0.029	1-1/2	09363	03405
0.035	1/8	0.105	0.280	0.032	1-1/2	09365	03406
0.040	1/8	0.120	0.320	0.037	1-1/2	09367	03407
0.045	1/8	0.135	0.360	0.042	2	09369	03408
0.047	1/8	0.141	0.376	0.044	2	09371	03409
0.050	1/8	0.150	0.400	0.047	2	09373	03410
0.055	1/8	0.165	0.440	0.051	2	09375	03411
0.060	1/8	0.180	0.480	0.056	2	09377	03412
0.062	1/8	0.186	0.496	0.058	2	09379	03413
0.065	1/8	0.195	0.520	0.061	2	09381	03414
0.070	1/8	0.210	0.560	0.065	2	09383	03415
0.075	1/8	0.225	0.600	0.070	2	09385	03416
0.078	1/8	0.234	0.624	0.073	2	09387	03417
0.080	1/8	0.240	0.640	0.075	2	09389	03418
0.085	1/8	0.255	0.680	0.079	2	09391	03419
0.090	1/8	0.270	0.720	0.084	2	09393	03420
0.093	1/8	0.279	0.744	0.087	2	09395	03421
0.095	1/8	0.285	0.760	0.089	2	09397	03422
0.100	1/8	0.300	0.800	0.094	2	09399	03423
0.110	1/8	0.330	0.880	0.103	2	09401	03424
0.115	1/8	0.345	0.920	0.108	2	09403	03425
0.120	1/8	0.360	0.960	0.112	2	09405	03426

FRACTIONAL
M2 • 3xD • 12xD Overall Reach

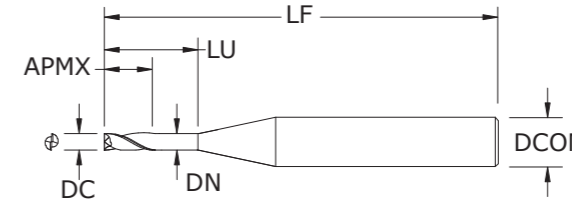


New Expanded Tools

TOLERANCES (inch)

.010–.120 DIAMETER
DC = +0.000/-0.001
DCON = h₆

- STEELS
- STAINLESS STEELS
- CAST IRON
- HIGH TEMP ALLOYS
- TITANIUM
- HARDENED STEELS
- NON-FERROUS
- PLASTICS/COMPOSITES



M2 • 3xD
12xD
FRACTIONAL SERIES

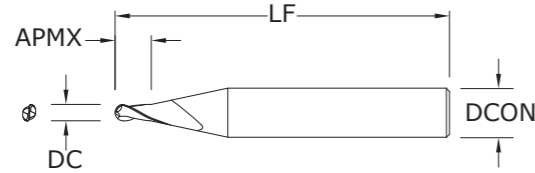
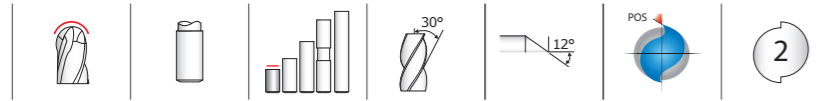
inch						EDP NO.	
CUTTING DIAMETER DC	SHANK DIAMETER DCON	LENGTH OF CUT APMX	REACH LU	NECK DIAMETER DN	OVERALL LENGTH LF	UNCOATED	TI-NAMITE-A (AITIN)
0.010	1/8	0.030	0.120	0.009	1-1/2	09352	03427
0.015	1/8	0.045	0.180	0.014	1-1/2	09354	03428
0.020	1/8	0.060	0.240	0.018	1-1/2	09356	03429
0.025	1/8	0.075	0.300	0.023	1-1/2	09358	03430
0.030	1/8	0.090	0.360	0.028	2	09360	03431
0.031	1/8	0.093	0.372	0.029	2	09362	03432
0.035	1/8	0.105	0.420	0.032	2	09364	03433
0.040	1/8	0.120	0.480	0.037	2	09366	03434
0.045	1/8	0.135	0.540	0.042	2	09368	03435
0.047	1/8	0.141	0.564	0.044	2	09370	03436
0.050	1/8	0.150	0.600	0.047	2	09372	03437
0.055	1/8	0.165	0.660	0.051	2	09374	03438
0.060	1/8	0.180	0.720	0.056	2	09376	03439
0.062	1/8	0.186	0.744	0.058	2	09378	03440
0.065	1/8	0.195	0.780	0.061	2	09380	03441
0.070	1/8	0.210	0.840	0.065	2	09382	03442
0.075	1/8	0.225	0.900	0.070	2	09384	03443
0.078	1/8	0.234	0.936	0.073	2-1/2	09386	03444
0.080	1/8	0.240	0.960	0.075	2-1/2	09388	03445
0.085	1/8	0.255	1.020	0.079	2-1/2	09390	03446
0.090	1/8	0.270	1.080	0.084	2-1/2	09392	03447
0.093	1/8	0.279	1.116	0.087	2-1/2	09394	03448
0.095	1/8	0.285	1.140	0.089	2-1/2	09396	03449
0.100	1/8	0.300	1.200	0.094	2-1/2	09398	03450
0.110	1/8	0.330	1.320	0.103	2-1/2	09400	03451
0.115	1/8	0.345	1.380	0.108	2-1/2	09402	03452
0.120	1/8	0.360	1.440	0.112	2-1/2	09404	03453

- Two flute design is ideal for softer alloyed, non-ferrous material applications that require slotting or involve heavy chip loads.
- Proprietary coating allows for superior chip flow, driving industry leading productivity and value, even at low spindle speeds.
- High performance carbide substrate designed specifically for Micro Tool applications.
- Broad portfolio, offering consistent lengths of cut, to ensure application demands are met.
- Advanced geometries that extend tool life, reduce chatter, cut cycle times, and improve part quality.
- All tools in stock to meet customer order requirements.
- All micro tools are manufactured in accordance with the KSPT ISO certified quality procedures.

FRACTIONAL
M2B • 1.5xD



FRACTIONAL
M2B • 1.5xD



M2B • 1.5xD
FRACTIONAL SERIES

- Two flute design is ideal for softer alloyed, non-ferrous material applications that require slotting or involve heavy chip loads.
- Proprietary coating allows for superior chip flow, driving industry leading productivity and value, even at low spindle speeds.
- High performance carbide substrate designed specifically for Micro Tool applications.
- Broad portfolio, offering consistent lengths of cut, to ensure application demands are met.
- Advanced geometries that extend tool life, reduce chatter, cut cycle times, and improve part quality.
- All tools in stock to meet customer order requirements.
- All micro tools are manufactured in accordance with the KSPT ISO certified quality procedures.

CUTTING DIAMETER DC	SHANK DIAMETER DCON	LENGTH OF CUT APMX	OVERALL LENGTH LF	EDP NO.	
				UNCOATED	TI-NAMITE-A (AITiN)
0.005	1/8	0.008	1-1/2	00669	03029
0.006	1/8	0.009	1-1/2	00670	03030
0.007	1/8	0.011	1-1/2	00671	03031
0.008	1/8	0.012	1-1/2	00672	03032
0.009	1/8	0.014	1-1/2	00673	03033
0.010	1/8	0.015	1-1/2	00674	03034
0.011	1/8	0.017	1-1/2	00675	03035
0.012	1/8	0.018	1-1/2	00676	03036
0.013	1/8	0.020	1-1/2	00677	03037
0.014	1/8	0.021	1-1/2	00678	03038
0.015	1/8	0.023	1-1/2	00679	03039
0.016	1/8	0.024	1-1/2	00680	03040
0.017	1/8	0.026	1-1/2	00681	03041
0.018	1/8	0.027	1-1/2	00682	03042
0.019	1/8	0.029	1-1/2	00683	03043
0.020	1/8	0.030	1-1/2	00684	03044
0.021	1/8	0.032	1-1/2	00685	03045
0.022	1/8	0.033	1-1/2	00686	03046
0.023	1/8	0.035	1-1/2	00687	03047
0.024	1/8	0.036	1-1/2	00688	03048
0.025	1/8	0.038	1-1/2	00689	03049
0.026	1/8	0.039	1-1/2	00690	03050
0.027	1/8	0.041	1-1/2	00691	03051
0.028	1/8	0.042	1-1/2	00692	03052
0.029	1/8	0.044	1-1/2	00693	03053
0.030	1/8	0.045	1-1/2	00694	03054
0.031	1/8	0.047	1-1/2	00695	03055
0.032	1/8	0.048	1-1/2	00696	03056
0.033	1/8	0.050	1-1/2	00697	03057
0.034	1/8	0.051	1-1/2	00698	03058
0.035	1/8	0.053	1-1/2	00699	03059
0.036	1/8	0.054	1-1/2	00700	03060
0.037	1/8	0.056	1-1/2	00701	03061
0.038	1/8	0.057	1-1/2	00702	03062
0.039	1/8	0.059	1-1/2	00703	03063
0.040	1/8	0.060	1-1/2	00704	03064

RE = 1/2 Cutting Diameter (DC)

continued on next page

New Expanded Tools

TOLERANCES (inch)

.005-.120 DIAMETER

DC = +0.000/-0.001

DCON = h₆

- STEELS
- STAINLESS STEELS
- CAST IRON
- HIGH TEMP ALLOYS
- TITANIUM
- HARDENED STEELS
- NON-FERROUS
- PLASTICS/COMPOSITES

New Expanded Tools

M2B • 1.5xD
FRACTIONAL SERIES

CUTTING DIAMETER DC	SHANK DIAMETER DCON	LENGTH OF CUT APMX	OVERALL LENGTH LF	EDP NO.	
				UNCOATED	TI-NAMITE-A (AITiN)
0.041	1/8	0.062	1-1/2	00705	02504
0.042	1/8	0.063	1-1/2	00706	02505
0.043	1/8	0.065	1-1/2	00707	02506
0.044	1/8	0.066	1-1/2	00708	02507
0.045	1/8	0.068	1-1/2	00709	02508
0.046	1/8	0.069	1-1/2	00710	02509
0.047	1/8	0.071	1-1/2	00711	02510
0.048	1/8	0.072	1-1/2	00712	02511
0.049	1/8	0.074	1-1/2	00713	02512
0.050	1/8	0.075	1-1/2	00714	02513
0.051	1/8	0.077	1-1/2	00715	02514
0.052	1/8	0.078	1-1/2	00716	02515
0.053	1/8	0.080	1-1/2	00717	02516
0.054	1/8	0.081	1-1/2	00718	02517
0.055	1/8	0.083	1-1/2	00719	02518
0.056	1/8	0.084	1-1/2	00720	02519
0.057	1/8	0.086	1-1/2	00721	02520
0.058	1/8	0.087	1-1/2	00722	02521
0.059	1/8	0.089	1-1/2	00723	02522
0.060	1/8	0.090	1-1/2	00724	02523
0.062	1/8	0.093	1-1/2	00725	02524
0.065	1/8	0.098	1-1/2	00726	02525
0.070	1/8	0.105	1-1/2	00727	02526
0.075	1/8	0.112	1-1/2	04010	04008
0.078	1/8	0.117	1-1/2	00728	02527
0.080	1/8	0.120	1-1/2	00729	02528
0.085	1/8	0.128	1-1/2	00730	02529
0.090	1/8	0.135	1-1/2	00731	02530
0.093	1/8	0.140	1-1/2	00732	02531
0.095	1/8	0.143	1-1/2	00733	02532
0.100	1/8	0.150	1-1/2	00734	02533
0.105	1/8	0.158	1-1/2	00735	02534
0.110	1/8	0.165	1-1/2	00736	02535
0.115	1/8	0.173	1-1/2	00737	02536
0.120	1/8	0.180	1-1/2	00738	02537

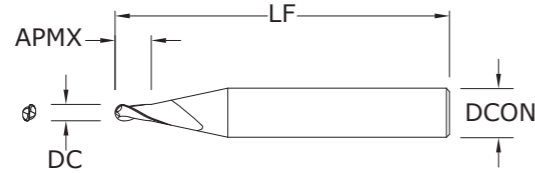
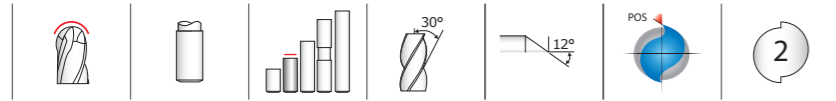
RE = 1/2 Cutting Diameter (DC)

continued

FRACTIONAL
M2B • 3xD



FRACTIONAL
M2B • 3xD



M2B • 3xD
FRACTIONAL SERIES

- Two flute design is ideal for softer alloyed, non-ferrous material applications that require slotting or involve heavy chip loads.
- Proprietary coating allows for superior chip flow, driving industry leading productivity and value, even at low spindle speeds.
- High performance carbide substrate designed specifically for Micro Tool applications.
- Broad portfolio, offering consistent lengths of cut, to ensure application demands are met.
- Advanced geometries that extend tool life, reduce chatter, cut cycle times, and improve part quality.
- All tools in stock to meet customer order requirements.
- All micro tools are manufactured in accordance with the KSPT ISO certified quality procedures.

CUTTING DIAMETER DC	SHANK DIAMETER DCON	inch		EDP NO.	
		LENGTH OF CUT APMX	OVERALL LENGTH LF	UNCOATED	TI-NAMITE-A (AITiN)
0.005	1/8	0.015	1-1/2	00443	03103
0.006	1/8	0.018	1-1/2	00444	03104
0.007	1/8	0.021	1-1/2	00445	03105
0.008	1/8	0.024	1-1/2	00446	03106
0.009	1/8	0.027	1-1/2	00447	03107
0.010	1/8	0.030	1-1/2	00448	03108
0.011	1/8	0.033	1-1/2	00449	03109
0.012	1/8	0.036	1-1/2	00450	03110
0.013	1/8	0.039	1-1/2	00451	03111
0.014	1/8	0.042	1-1/2	00452	03112
0.015	1/8	0.045	1-1/2	00453	03113
0.016	1/8	0.048	1-1/2	00454	03114
0.017	1/8	0.051	1-1/2	00455	03115
0.018	1/8	0.054	1-1/2	00456	03116
0.019	1/8	0.057	1-1/2	00457	03117
0.020	1/8	0.060	1-1/2	00458	03118
0.021	1/8	0.063	1-1/2	00459	03119
0.022	1/8	0.066	1-1/2	00460	03120
0.023	1/8	0.069	1-1/2	00461	03121
0.024	1/8	0.072	1-1/2	00462	03122
0.025	1/8	0.075	1-1/2	00463	03123
0.026	1/8	0.078	1-1/2	00464	03124
0.027	1/8	0.081	1-1/2	00465	03125
0.028	1/8	0.084	1-1/2	00466	03126
0.029	1/8	0.087	1-1/2	00467	03127
0.030	1/8	0.090	1-1/2	00468	03128
0.031	1/8	0.093	1-1/2	00469	03129
0.032	1/8	0.096	1-1/2	00470	03130
0.033	1/8	0.099	1-1/2	00471	03131
0.034	1/8	0.102	1-1/2	00472	03132
0.035	1/8	0.105	1-1/2	00473	03133
0.036	1/8	0.108	1-1/2	00474	03134
0.037	1/8	0.111	1-1/2	00475	03135
0.038	1/8	0.114	1-1/2	00476	03136
0.039	1/8	0.117	1-1/2	00477	03137
0.040	1/8	0.120	1-1/2	00478	03138

continued on next page

New Expanded Tools

TOLERANCES (inch)

.005-.120 DIAMETER

DC = +0.000/-0.001

DCON = h₆

- STEELS
- STAINLESS STEELS
- CAST IRON
- HIGH TEMP ALLOYS
- TITANIUM
- HARDENED STEELS
- NON-FERROUS
- PLASTICS/COMPOSITES

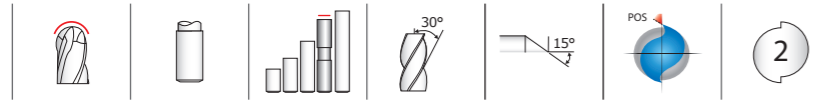
New Expanded Tools

M2B • 3xD
FRACTIONAL SERIES

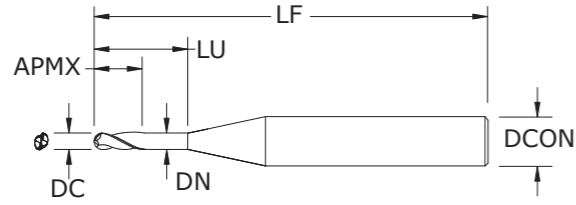
CUTTING DIAMETER DC	SHANK DIAMETER DCON	inch		EDP NO.	
		LENGTH OF CUT APMX	OVERALL LENGTH LF	UNCOATED	TI-NAMITE-A (AITiN)
0.041	1/8	0.123	1-1/2	00847	02572
0.042	1/8	0.126	1-1/2	00848	02573
0.043	1/8	0.129	1-1/2	00849	02574
0.044	1/8	0.132	1-1/2	00850	02575
0.045	1/8	0.135	1-1/2	00851	02576
0.046	1/8	0.138	1-1/2	00852	02577
0.047	1/8	0.141	1-1/2	00853	02578
0.048	1/8	0.144	1-1/2	00854	02579
0.049	1/8	0.147	1-1/2	00855	02580
0.050	1/8	0.150	1-1/2	00856	02581
0.051	1/8	0.153	1-1/2	00857	02582
0.052	1/8	0.156	1-1/2	00858	02583
0.053	1/8	0.159	1-1/2	00859	02584
0.054	1/8	0.162	1-1/2	00860	02585
0.055	1/8	0.165	1-1/2	00861	02586
0.056	1/8	0.168	1-1/2	00862	02587
0.057	1/8	0.171	1-1/2	00863	02588
0.058	1/8	0.174	1-1/2	00864	02589
0.059	1/8	0.177	1-1/2	00497	02590
0.060	1/8	0.180	1-1/2	00866	02591
0.062	1/8	0.186	1-1/2	00867	02592
0.065	1/8	0.195	1-1/2	00868	02593
0.070	1/8	0.210	1-1/2	00869	02594
0.075	1/8	0.225	1-1/2	04011	04009
0.078	1/8	0.234	1-1/2	00502	02595
0.080	1/8	0.240	1-1/2	00871	02596
0.085	1/8	0.255	1-1/2	00872	02597
0.090	1/8	0.270	1-1/2	00873	02598
0.093	1/8	0.279	1-1/2	00874	02599
0.095	1/8	0.285	1-1/2	00875	02600
0.100	1/8	0.300	1-1/2	00876	02601
0.105	1/8	0.315	1-1/2	00877	02602
0.110	1/8	0.330	1-1/2	00510	02603
0.115	1/8	0.345	1-1/2	00879	02604
0.120	1/8	0.360	1-1/2	00880	02605

continued

FRACTIONAL
M2B • 3xD • 8xD Overall Reach



M2B • 3xD
8xD
FRACTIONAL SERIES



- Two flute design is ideal for softer alloyed, non-ferrous material applications that require slotting or involve heavy chip loads.
- Proprietary coating allows for superior chip flow, driving industry leading productivity and value, even at low spindle speeds.
- High performance carbide substrate designed specifically for Micro Tool applications.
- Broad portfolio, offering consistent lengths of cut, to ensure application demands are met.
- Advanced geometries that extend tool life, reduce chatter, cut cycle times, and improve part quality.
- All tools in stock to meet customer order requirements.
- All micro tools are manufactured in accordance with the KSPT ISO certified quality procedures.

inch						EDP NO.	
CUTTING DIAMETER DC	SHANK DIAMETER DCON	LENGTH OF CUT APMX	REACH LU	NECK DIAMETER DN	OVERALL LENGTH LF	UNCOATED	TI-NAMITE-A (AITiN)
0.010	1/8	0.030	0.080	0.009	1-1/2	09299	03697
0.015	1/8	0.045	0.120	0.014	1-1/2	09301	03698
0.020	1/8	0.060	0.160	0.018	1-1/2	09303	03699
0.025	1/8	0.075	0.200	0.023	1-1/2	09305	03700
0.030	1/8	0.090	0.240	0.028	1-1/2	09307	03701
0.031	1/8	0.093	0.248	0.029	1-1/2	09309	03702
0.035	1/8	0.105	0.280	0.032	1-1/2	09311	03703
0.040	1/8	0.120	0.320	0.037	1-1/2	09313	03704
0.045	1/8	0.135	0.360	0.042	2	09315	03705
0.047	1/8	0.141	0.376	0.044	2	09317	03706
0.050	1/8	0.150	0.400	0.047	2	09319	03707
0.055	1/8	0.165	0.440	0.051	2	09321	03708
0.060	1/8	0.180	0.480	0.056	2	09323	03709
0.062	1/8	0.186	0.496	0.058	2	09325	03710
0.065	1/8	0.195	0.520	0.061	2	09327	03711
0.070	1/8	0.210	0.560	0.065	2	09329	03712
0.075	1/8	0.225	0.600	0.070	2	09331	03713
0.078	1/8	0.234	0.624	0.073	2	09333	03714
0.080	1/8	0.240	0.640	0.075	2	09335	03715
0.085	1/8	0.255	0.680	0.079	2	09337	03716
0.090	1/8	0.270	0.720	0.084	2	09339	03717
0.093	1/8	0.279	0.744	0.087	2	09341	03718
0.095	1/8	0.285	0.760	0.089	2	09343	03719
0.100	1/8	0.300	0.800	0.094	2	09345	03720
0.110	1/8	0.330	0.880	0.103	2	09347	03721
0.115	1/8	0.345	0.920	0.108	2	09349	03722
0.120	1/8	0.360	0.960	0.112	2	09351	03723

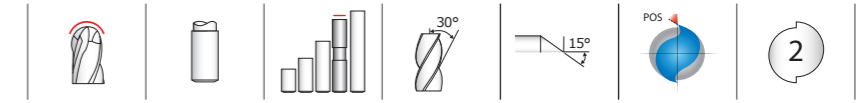
RE = 1/2 Cutting Diameter (DC)

New Expanded Tools

TOLERANCES (inch)
.010-.120 DIAMETER
DC = +0.000/-0.001
DCON = h₆

- STEELS
- STAINLESS STEELS
- CAST IRON
- HIGH TEMP ALLOYS
- TITANIUM
- HARDENED STEELS
- NON-FERROUS
- PLASTICS/COMPOSITES

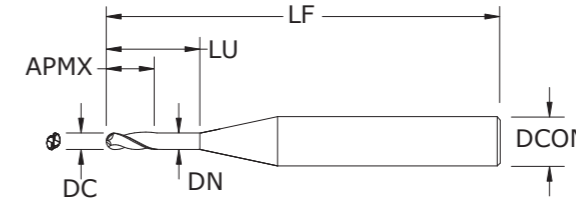
FRACTIONAL
M2B • 3xD • 12xD Overall Reach



New Expanded Tools

TOLERANCES (inch)
.010-.120 DIAMETER
DC = +0.000/-0.001
DCON = h₆

- STEELS
- STAINLESS STEELS
- CAST IRON
- HIGH TEMP ALLOYS
- TITANIUM
- HARDENED STEELS
- NON-FERROUS
- PLASTICS/COMPOSITES



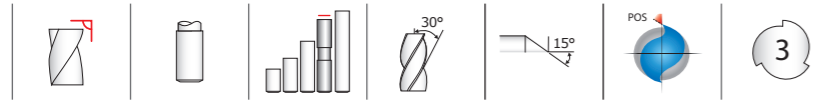
M2B • 3xD
12xD
FRACTIONAL SERIES

inch						EDP NO.	
CUTTING DIAMETER DC	SHANK DIAMETER DCON	LENGTH OF CUT APMX	REACH LU	NECK DIAMETER DN	OVERALL LENGTH LF	UNCOATED	TI-NAMITE-A (AITiN)
0.010	1/8	0.030	0.120	0.009	1-1/2	09298	03724
0.015	1/8	0.045	0.180	0.014	1-1/2	09300	03725
0.020	1/8	0.060	0.240	0.018	1-1/2	09302	03726
0.025	1/8	0.075	0.300	0.023	1-1/2	09304	03727
0.030	1/8	0.090	0.360	0.028	2	09306	03728
0.031	1/8	0.093	0.372	0.029	2	09308	03729
0.035	1/8	0.105	0.420	0.032	2	09310	03730
0.040	1/8	0.120	0.480	0.037	2	09312	03731
0.045	1/8	0.135	0.540	0.042	2	09314	03732
0.047	1/8	0.141	0.564	0.044	2	09316	03733
0.050	1/8	0.150	0.600	0.047	2	09318	03734
0.055	1/8	0.165	0.660	0.051	2	09320	03735
0.060	1/8	0.180	0.720	0.056	2	09322	03736
0.062	1/8	0.186	0.744	0.058	2	09324	03737
0.065	1/8	0.195	0.780	0.061	2	09326	03738
0.070	1/8	0.210	0.840	0.065	2	09328	03739
0.075	1/8	0.225	0.900	0.070	2	09330	03740
0.078	1/8	0.234	0.936	0.073	2-1/2	09332	03741
0.080	1/8	0.240	0.960	0.075	2-1/2	09334	03742
0.085	1/8	0.255	1.020	0.079	2-1/2	09336	03743
0.090	1/8	0.270	1.080	0.084	2-1/2	09338	03744
0.093	1/8	0.279	1.116	0.087	2-1/2	09340	03745
0.095	1/8	0.285	1.140	0.089	2-1/2	09342	03746
0.100	1/8	0.300	1.200	0.094	2-1/2	09344	03747
0.110	1/8	0.330	1.320	0.103	2-1/2	09346	03748
0.115	1/8	0.345	1.380	0.108	2-1/2	09348	03749
0.120	1/8	0.360	1.440	0.112	2-1/2	09350	03750

RE = 1/2 Cutting Diameter (DC)

- Two flute design is ideal for softer alloyed, non-ferrous material applications that require slotting or involve heavy chip loads.
- Proprietary coating allows for superior chip flow, driving industry leading productivity and value, even at low spindle speeds.
- High performance carbide substrate designed specifically for Micro Tool applications.
- Broad portfolio, offering consistent lengths of cut, to ensure application demands are met.
- Advanced geometries that extend tool life, reduce chatter, cut cycle times, and improve part quality.
- All tools in stock to meet customer order requirements.
- All micro tools are manufactured in accordance with the KSPT ISO certified quality procedures.

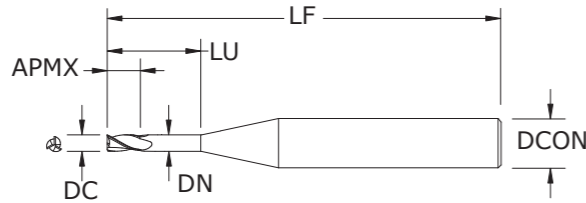
M3 • 1.5xD • 3xD Overall Reach



M3 • 1.5xD 3xD

FRACTIONAL SERIES

- Three flute design features improved chip space over four flutes and increased strength and feed capability over two flutes.
- Proprietary coating allows for superior chip flow, driving industry leading productivity and value, even at low spindle speeds.
- High performance carbide substrate designed specifically for Micro Tool applications.
- Broad portfolio, offering consistent lengths of cut, to ensure application demands are met.
- Advanced geometries that extend tool life, reduce chatter, cut cycle times, and improve part quality.
- All tools in stock to meet customer order requirements.
- All micro tools are manufactured in accordance with the KSPT ISO certified quality procedures.



inch							EDP NO.	
CUTTING DIAMETER DC	SHANK DIAMETER DCON	LENGTH OF CUT APMX	REACH LU	NECK DIAMETER DN	OVERALL LENGTH LF		UNCOATED	TI-NAMITE-A (AITiN)
0.010	1/8	0.015	0.030	0.009	2-1/2		09599	03508
0.015	1/8	0.023	0.045	0.014	2-1/2		09606	03509
0.020	1/8	0.030	0.060	0.018	2-1/2		09613	03510
0.025	1/8	0.038	0.075	0.023	2-1/2		09620	03511
0.030	1/8	0.045	0.090	0.028	2-1/2		09627	03512
0.031	1/8	0.047	0.093	0.029	2-1/2		09634	03513
0.035	1/8	0.053	0.105	0.032	2-1/2		09641	03514
0.040	1/8	0.060	0.120	0.037	2-1/2		09648	03515
0.045	1/8	0.068	0.135	0.042	2-1/2		09655	03516
0.047	1/8	0.071	0.141	0.044	2-1/2		09662	03517
0.050	1/8	0.075	0.150	0.047	2-1/2		09669	03518
0.055	1/8	0.083	0.165	0.051	2-1/2		09676	03519
0.060	1/8	0.090	0.180	0.056	2-1/2		09683	03520
0.062	1/8	0.093	0.186	0.058	2-1/2		09690	03521
0.065	1/8	0.098	0.195	0.061	2-1/2		09697	03522
0.070	1/8	0.105	0.210	0.065	2-1/2		09704	03523
0.075	1/8	0.113	0.225	0.070	2-1/2		09711	03524
0.078	1/8	0.117	0.234	0.073	2-1/2		09718	03525
0.080	1/8	0.120	0.240	0.075	2-1/2		09725	03526
0.085	1/8	0.128	0.255	0.079	2-1/2		09732	03527
0.090	1/8	0.135	0.270	0.084	2-1/2		09739	03528
0.093	1/8	0.140	0.279	0.087	2-1/2		09746	03529
0.095	1/8	0.143	0.285	0.089	2-1/2		09753	03530
0.100	1/8	0.150	0.300	0.094	2-1/2		09760	03531
0.110	1/8	0.165	0.330	0.103	2-1/2		09767	03532
0.115	1/8	0.173	0.345	0.108	2-1/2		09774	03533
0.120	1/8	0.180	0.360	0.112	2-1/2		09781	03534

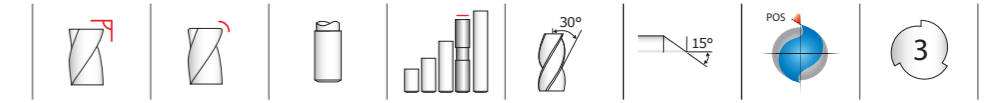
New Expanded Tools

TOLERANCES (inch)

.010-.120 DIAMETER
DC = +0.000/-0.001
DCON = h₆

- STEELS
- STAINLESS STEELS
- CAST IRON
- HIGH TEMP ALLOYS
- TITANIUM
- HARDENED STEELS
- NON-FERROUS
- PLASTICS/COMPOSITES

M3 • M3CR • 1.5xD • 5xD Overall Reach

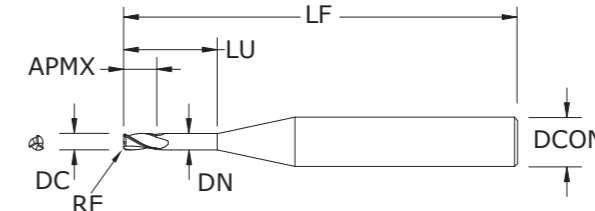


New Expanded Tools

TOLERANCES (inch)

.010-.120 DIAMETER
DC = +0.000/-0.001
DCON = h₆
RE = +0.0000/-0.0005

- STEELS
- STAINLESS STEELS
- CAST IRON
- HIGH TEMP ALLOYS
- TITANIUM
- HARDENED STEELS
- NON-FERROUS
- PLASTICS/COMPOSITES



M3 • M3CR • 1.5xD 5xD

FRACTIONAL SERIES

inch								EDP NO.	
CUTTING DIAMETER DC	SHANK DIAMETER DCON	LENGTH OF CUT APMX	REACH LU	NECK DIAMETER DN	OVERALL LENGTH LF	CORNER RADIUS RE		UNCOATED	TI-NAMITE-A (AITiN)
0.010	1/8	0.015	0.050	0.009	2-1/2	-		09600	03535
0.015	1/8	0.023	0.075	0.014	2-1/2	-		09607	03536
0.015	1/8	0.023	0.075	0.014	2-1/2	0.003		08782	08884
0.020	1/8	0.030	0.100	0.018	2-1/2	-		09614	03537
0.020	1/8	0.030	0.100	0.018	2-1/2	0.005		08785	08887
0.025	1/8	0.038	0.125	0.023	2-1/2	-		09621	03538
0.025	1/8	0.038	0.125	0.023	2-1/2	0.005		08788	08890
0.030	1/8	0.045	0.150	0.028	2-1/2	-		09628	03539
0.030	1/8	0.045	0.150	0.028	2-1/2	0.005		08791	08893
0.031	1/8	0.047	0.155	0.029	2-1/2	-		09635	03540
0.035	1/8	0.053	0.175	0.032	2-1/2	-		09642	03541
0.035	1/8	0.053	0.175	0.032	2-1/2	0.005		08794	08896
0.035	1/8	0.053	0.175	0.032	2-1/2	0.010		08797	08899
0.040	1/8	0.060	0.200	0.037	2-1/2	-		09649	03542
0.040	1/8	0.060	0.200	0.037	2-1/2	0.005		08800	08902
0.040	1/8	0.060	0.200	0.037	2-1/2	0.010		08803	08905
0.045	1/8	0.068	0.225	0.042	2-1/2	-		09656	03543
0.045	1/8	0.068	0.225	0.042	2-1/2	0.005		08806	08908
0.045	1/8	0.068	0.225	0.042	2-1/2	0.010		08809	08911
0.047	1/8	0.071	0.235	0.044	2-1/2	-		09663	03544
0.050	1/8	0.075	0.250	0.047	2-1/2	-		09670	03545
0.050	1/8	0.075	0.250	0.047	2-1/2	0.005		08812	08914
0.050	1/8	0.075	0.250	0.047	2-1/2	0.010		08815	08917
0.050	1/8	0.075	0.250	0.047	2-1/2	0.015		08818	08920
0.055	1/8	0.083	0.275	0.051	2-1/2	-		09677	03546
0.060	1/8	0.090	0.300	0.056	2-1/2	-		09684	03547
0.060	1/8	0.090	0.300	0.056	2-1/2	0.005		08821	08923
0.060	1/8	0.090	0.300	0.056	2-1/2	0.010		08824	08926
0.060	1/8	0.090	0.300	0.056	2-1/2	0.015		08827	08929
0.062	1/8	0.093	0.310	0.058	2-1/2	-		09691	03548
0.065	1/8	0.098	0.325	0.061	2-1/2	-		09698	03549
0.070	1/8	0.105	0.350	0.065	2-1/2	-		09705	03550
0.070	1/8	0.105	0.350	0.065	2-1/2	0.005		08830	08932
0.070	1/8	0.105	0.350	0.065	2-1/2	0.010		08833	08935

continued on next page

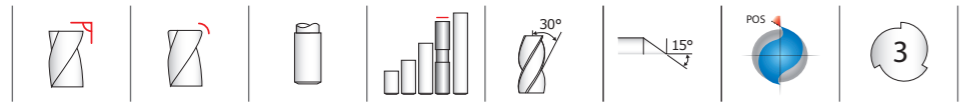
- Three flute design features improved chip space over four flutes and increased strength and feed capability over two flutes.
- Enhanced corner geometry with tight tolerance corner radii
- Proprietary coating allows for superior chip flow, driving industry leading productivity and value, even at low spindle speeds.
- High performance carbide substrate designed specifically for Micro Tool applications.
- Broad portfolio, offering consistent lengths of cut, to ensure application demands are met.
- Advanced geometries that extend tool life, reduce chatter, cut cycle times, and improve part quality.
- All tools in stock to meet customer order requirements.
- All micro tools are manufactured in accordance with the KSPT ISO certified quality procedures.

KYOCERA Solid Tools

SGS Solid Tools

SGS Micro Tools

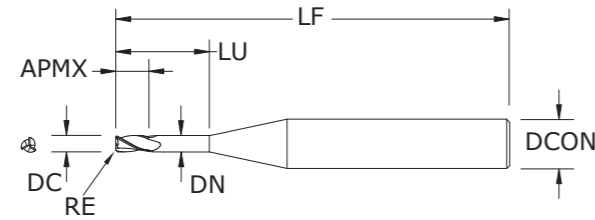
FRACTIONAL
M3 • M3CR • 1.5xD • 5xD Overall Reach



M3 • M3CR • 1.5xD
5xD

FRACTIONAL SERIES

continued



New Expanded Tools

TOLERANCES (inch)

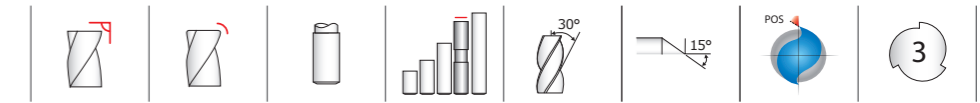
.010-.120 DIAMETER
DC = +0.000/-0.001
DCON = h₆
RE = +0.0000/-0.0005

- STEELS
- STAINLESS STEELS
- CAST IRON
- HIGH TEMP ALLOYS
- TITANIUM
- HARDENED STEELS
- NON-FERROUS
- PLASTICS/COMPOSITES

inch							EDP NO.	
CUTTING DIAMETER DC	SHANK DIAMETER DCON	LENGTH OF CUT APMX	REACH LU	NECK DIAMETER DN	OVERALL LENGTH LF	CORNER RADIUS RE	UNCOATED	TI-NAMITE-A (AITIN)
0.070	1/8	0.105	0.350	0.065	2-1/2	0.015	08836	08938
0.075	1/8	0.113	0.375	0.070	2-1/2	-	09712	03551
0.078	1/8	0.117	0.390	0.073	2-1/2	-	09719	03552
0.080	1/8	0.120	0.400	0.075	2-1/2	-	09726	03553
0.080	1/8	0.120	0.400	0.075	2-1/2	0.005	08839	08941
0.080	1/8	0.120	0.400	0.075	2-1/2	0.010	08842	08944
0.080	1/8	0.120	0.400	0.075	2-1/2	0.015	08845	08947
0.085	1/8	0.128	0.425	0.079	2-1/2	-	09733	03554
0.090	1/8	0.135	0.450	0.084	2-1/2	-	09740	03555
0.090	1/8	0.135	0.450	0.084	2-1/2	0.005	08848	08950
0.090	1/8	0.135	0.450	0.084	2-1/2	0.010	08851	08953
0.090	1/8	0.135	0.450	0.084	2-1/2	0.015	08854	08956
0.093	1/8	0.140	0.465	0.087	2-1/2	-	09747	03556
0.095	1/8	0.143	0.475	0.089	2-1/2	-	09754	03557
0.100	1/8	0.150	0.500	0.094	2-1/2	-	09761	03558
0.100	1/8	0.150	0.500	0.094	2-1/2	0.005	08857	08959
0.100	1/8	0.150	0.500	0.094	2-1/2	0.010	08860	08962
0.100	1/8	0.150	0.500	0.094	2-1/2	0.015	08863	08965
0.110	1/8	0.165	0.550	0.103	2-1/2	-	09768	03559
0.110	1/8	0.165	0.550	0.103	2-1/2	0.005	08866	08968
0.110	1/8	0.165	0.550	0.103	2-1/2	0.010	08869	08971
0.110	1/8	0.165	0.550	0.103	2-1/2	0.015	08872	08974
0.115	1/8	0.173	0.575	0.108	2-1/2	-	09775	03560
0.120	1/8	0.180	0.600	0.112	2-1/2	-	09782	03561
0.120	1/8	0.180	0.600	0.112	2-1/2	0.005	08875	08977
0.120	1/8	0.180	0.600	0.112	2-1/2	0.010	08878	08980
0.120	1/8	0.180	0.600	0.112	2-1/2	0.015	08881	08983

FRACTIONAL

M3 • M3CR • 1.5xD • 8xD Overall Reach

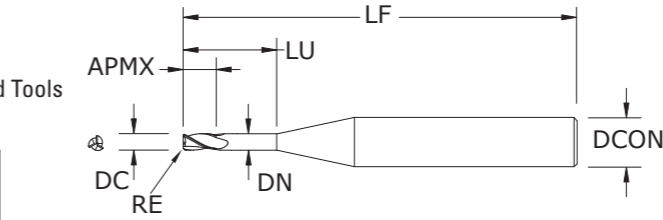


New Expanded Tools

TOLERANCES (inch)

.010-.120 DIAMETER
DC = +0.000/-0.001
DCON = h₆
RE = +0.0000/-0.0005

- STEELS
- STAINLESS STEELS
- CAST IRON
- HIGH TEMP ALLOYS
- TITANIUM
- HARDENED STEELS
- NON-FERROUS
- PLASTICS/COMPOSITES



M3 • M3CR • 1.5xD
8xD

FRACTIONAL SERIES

inch							EDP NO.	
CUTTING DIAMETER DC	SHANK DIAMETER DCON	LENGTH OF CUT APMX	REACH LU	NECK DIAMETER DN	OVERALL LENGTH LF	CORNER RADIUS RE	UNCOATED	TI-NAMITE-A (AITIN)
0.010	1/8	0.015	0.080	0.009	2-1/2	-	09601	03562
0.015	1/8	0.023	0.120	0.014	2-1/2	-	09608	03563
0.015	1/8	0.023	0.120	0.014	2-1/2	0.003	08783	08885
0.020	1/8	0.030	0.160	0.018	2-1/2	-	09615	03564
0.020	1/8	0.030	0.160	0.018	2-1/2	0.005	08786	08888
0.025	1/8	0.038	0.200	0.023	2-1/2	-	09622	03565
0.025	1/8	0.038	0.200	0.023	2-1/2	0.005	08789	08891
0.030	1/8	0.045	0.240	0.028	2-1/2	-	09629	03566
0.030	1/8	0.045	0.240	0.028	2-1/2	0.005	08792	08894
0.031	1/8	0.047	0.248	0.029	2-1/2	-	09636	03567
0.035	1/8	0.053	0.280	0.032	2-1/2	-	09643	03568
0.035	1/8	0.053	0.280	0.032	2-1/2	0.005	08795	08897
0.035	1/8	0.053	0.280	0.032	2-1/2	0.010	08798	08900
0.040	1/8	0.060	0.320	0.037	2-1/2	-	09650	03569
0.040	1/8	0.060	0.320	0.037	2-1/2	0.005	08801	08903
0.040	1/8	0.060	0.320	0.037	2-1/2	0.010	08804	08906
0.045	1/8	0.068	0.360	0.042	2-1/2	-	09657	03570
0.045	1/8	0.068	0.360	0.042	2-1/2	0.005	08807	08909
0.045	1/8	0.068	0.360	0.042	2-1/2	0.010	08810	08912
0.047	1/8	0.071	0.376	0.044	2-1/2	-	09664	03571
0.050	1/8	0.075	0.400	0.047	2-1/2	-	09671	03572
0.050	1/8	0.075	0.400	0.047	2-1/2	0.005	08813	08915
0.050	1/8	0.075	0.400	0.047	2-1/2	0.010	08816	08918
0.050	1/8	0.075	0.400	0.047	2-1/2	0.015	08819	08921
0.055	1/8	0.083	0.440	0.051	2-1/2	-	09678	03573
0.060	1/8	0.090	0.480	0.056	2-1/2	-	09685	03574
0.060	1/8	0.090	0.480	0.056	2-1/2	0.005	08822	08924
0.060	1/8	0.090	0.480	0.056	2-1/2	0.010	08825	08927
0.060	1/8	0.090	0.480	0.056	2-1/2	0.015	08828	08930
0.062	1/8	0.093	0.496	0.058	2-1/2	-	09692	03575
0.065	1/8	0.098	0.520	0.061	2-1/2	-	09699	03576
0.070	1/8	0.105	0.560	0.065	2-1/2	-	09706	03577
0.070	1/8	0.105	0.560	0.065	2-1/2	0.005	08831	08933
0.070	1/8	0.105	0.560	0.065	2-1/2	0.010	08834	08936
0.070	1/8	0.105	0.560	0.065	2-1/2	0.015	08837	08939
0.075	1/8	0.113	0.600	0.070	2-1/2	-	09713	03578

continued on next page

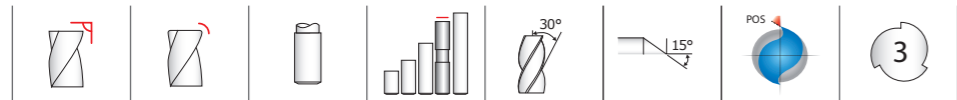
- Three flute design features improved chip space over four flutes and increased strength and feed capability over two flutes.
- Proprietary coating allows for superior chip flow, driving industry leading productivity and value, even at low spindle speeds.
- High performance carbide substrate designed specifically for Micro Tool applications.
- Broad portfolio, offering consistent lengths of cut, to ensure application demands are met.
- Advanced geometries that extend tool life, reduce chatter, cut cycle times, and improve part quality.
- All tools in stock to meet customer order requirements.
- All micro tools are manufactured in accordance with the KSPT ISO certified quality procedures.

KYOCERA Solid Tools

SGS Solid Tools

SGS Micro Tools

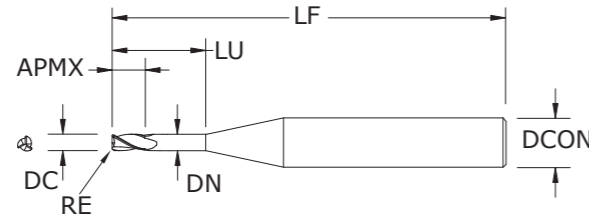
FRACTIONAL
M3 • M3CR • 1.5xD • 8xD Overall Reach



M3 • M3CR • 1.5xD
8xD

FRACTIONAL SERIES

continued



New Expanded Tools

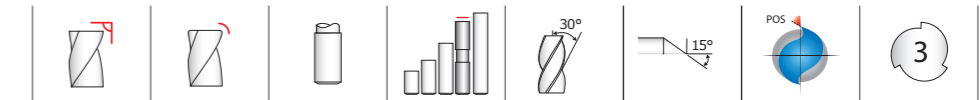
TOLERANCES (inch)

.010-.120 DIAMETER
DC = +0.000/-0.001
DCON = h₆
RE = +0.0000/-0.0005

- STEELS
- STAINLESS STEELS
- CAST IRON
- HIGH TEMP ALLOYS
- TITANIUM
- HARDENED STEELS
- NON-FERROUS
- PLASTICS/COMPOSITES

inch							EDP NO.	
CUTTING DIAMETER DC	SHANK DIAMETER DCON	LENGTH OF CUT APMX	REACH LU	NECK DIAMETER DN	OVERALL LENGTH LF	CORNER RADIUS RE	UNCOATED	TI-NAMITE-A (AITIN)
0.078	1/8	0.117	0.624	0.073	2-1/2	-	09720	03579
0.080	1/8	0.120	0.640	0.075	2-1/2	-	09727	03580
0.080	1/8	0.120	0.640	0.075	2-1/2	0.005	08840	08942
0.080	1/8	0.120	0.640	0.075	2-1/2	0.010	08843	08945
0.080	1/8	0.120	0.640	0.075	2-1/2	0.015	08846	08948
0.085	1/8	0.128	0.680	0.079	2-1/2	-	09734	03581
0.090	1/8	0.135	0.720	0.084	2-1/2	-	09741	03582
0.090	1/8	0.135	0.720	0.084	2-1/2	0.005	08849	08951
0.090	1/8	0.135	0.720	0.084	2-1/2	0.010	08852	08954
0.090	1/8	0.135	0.720	0.084	2-1/2	0.015	08855	08957
0.093	1/8	0.140	0.744	0.087	2-1/2	-	09748	03583
0.095	1/8	0.143	0.760	0.089	2-1/2	-	09755	03584
0.100	1/8	0.150	0.800	0.094	2-1/2	-	09762	03585
0.100	1/8	0.150	0.800	0.094	2-1/2	0.005	08858	08960
0.100	1/8	0.150	0.800	0.094	2-1/2	0.010	08861	08963
0.100	1/8	0.150	0.800	0.094	2-1/2	0.015	08864	08966
0.110	1/8	0.165	0.880	0.103	2-1/2	-	09769	03586
0.110	1/8	0.165	0.880	0.103	2-1/2	0.005	08867	08969
0.110	1/8	0.165	0.880	0.103	2-1/2	0.010	08870	08972
0.110	1/8	0.165	0.880	0.103	2-1/2	0.015	08873	08975
0.115	1/8	0.173	0.920	0.108	2-1/2	-	09776	03587
0.120	1/8	0.180	0.960	0.112	2-1/2	-	09783	03588
0.120	1/8	0.180	0.960	0.112	2-1/2	0.005	08876	08978
0.120	1/8	0.180	0.960	0.112	2-1/2	0.010	08879	08981
0.120	1/8	0.180	0.960	0.112	2-1/2	0.015	08882	08984

FRACTIONAL
M3 • M3CR • 1.5xD • 12xD Overall Reach

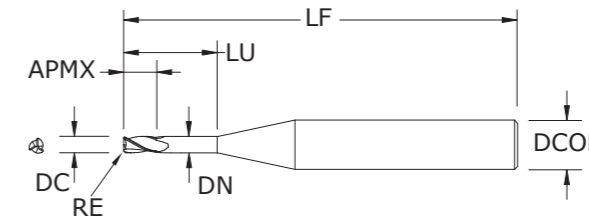


New Expanded Tools

TOLERANCES (inch)

.010-.120 DIAMETER
DC = +0.000/-0.001
DCON = h₆
RE = +0.0000/-0.0005

- STEELS
- STAINLESS STEELS
- CAST IRON
- HIGH TEMP ALLOYS
- TITANIUM
- HARDENED STEELS
- NON-FERROUS
- PLASTICS/COMPOSITES



M3 • M3CR • 1.5xD
12xD

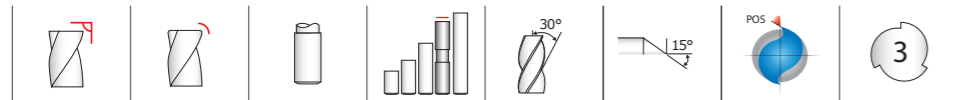
FRACTIONAL SERIES

inch							EDP NO.	
CUTTING DIAMETER DC	SHANK DIAMETER DCON	LENGTH OF CUT APMX	REACH LU	NECK DIAMETER DN	OVERALL LENGTH LF	CORNER RADIUS RE	UNCOATED	TI-NAMITE-A (AITIN)
0.010	1/8	0.015	0.120	0.009	2-1/2	-	09595	03589
0.015	1/8	0.023	0.180	0.014	2-1/2	-	09602	03590
0.015	1/8	0.023	0.180	0.014	2-1/2	0.003	08784	08886
0.020	1/8	0.030	0.240	0.018	2-1/2	-	09609	03591
0.020	1/8	0.030	0.240	0.018	2-1/2	0.005	08787	08889
0.025	1/8	0.038	0.300	0.023	2-1/2	-	09616	03592
0.025	1/8	0.038	0.300	0.023	2-1/2	0.005	08790	08892
0.030	1/8	0.045	0.360	0.028	2-1/2	-	09623	03593
0.030	1/8	0.045	0.360	0.028	2-1/2	0.005	08793	08895
0.031	1/8	0.047	0.372	0.029	2-1/2	-	09630	03594
0.035	1/8	0.053	0.420	0.032	2-1/2	-	09637	03595
0.035	1/8	0.053	0.420	0.032	2-1/2	0.005	08796	08898
0.035	1/8	0.053	0.420	0.032	2-1/2	0.010	08799	08901
0.040	1/8	0.060	0.480	0.037	2-1/2	-	09644	03596
0.040	1/8	0.060	0.480	0.037	2-1/2	0.005	08802	08904
0.040	1/8	0.060	0.480	0.037	2-1/2	0.010	08805	08907
0.045	1/8	0.068	0.540	0.042	2-1/2	-	09651	03597
0.045	1/8	0.068	0.540	0.042	2-1/2	0.005	08808	08910
0.045	1/8	0.068	0.540	0.042	2-1/2	0.010	08811	08913
0.047	1/8	0.071	0.564	0.044	2-1/2	-	09658	03598
0.050	1/8	0.075	0.600	0.047	2-1/2	-	09665	03599
0.050	1/8	0.075	0.600	0.047	2-1/2	0.005	08814	08916
0.050	1/8	0.075	0.600	0.047	2-1/2	0.010	08817	08919
0.050	1/8	0.075	0.600	0.047	2-1/2	0.015	08820	08922
0.055	1/8	0.083	0.660	0.051	2-1/2	-	09672	03600
0.060	1/8	0.090	0.720	0.056	2-1/2	-	09679	03601
0.060	1/8	0.090	0.720	0.056	2-1/2	0.005	08823	08925
0.060	1/8	0.090	0.720	0.056	2-1/2	0.010	08826	08928
0.060	1/8	0.090	0.720	0.056	2-1/2	0.015	08829	08931
0.062	1/8	0.093	0.744	0.058	2-1/2	-	09686	03602
0.065	1/8	0.098	0.780	0.061	2-1/2	-	09693	03603
0.070	1/8	0.105	0.840	0.065	2-1/2	-	09700	03604
0.070	1/8	0.105	0.840	0.065	2-1/2	0.005	08832	08934
0.070	1/8	0.105	0.840	0.065	2-1/2	0.010	08835	08937
0.070	1/8	0.105	0.840	0.065	2-1/2	0.015	08838	08940
0.075	1/8	0.113	0.900	0.070	2-1/2	-	09707	03605

continued on next page

- Three flute design features improved chip space over four flutes and increased strength and feed capability over two flutes.
- Enhanced corner geometry with tight tolerance corner radii
- Proprietary coating allows for superior chip flow, driving industry leading productivity and value, even at low spindle speeds.
- High performance carbide substrate designed specifically for Micro Tool applications.
- Broad portfolio, offering consistent lengths of cut, to ensure application demands are met.
- Advanced geometries that extend tool life, reduce chatter, cut cycle times, and improve part quality.
- All tools in stock to meet customer order requirements.
- All micro tools are manufactured in accordance with the KSPT ISO certified quality procedures.

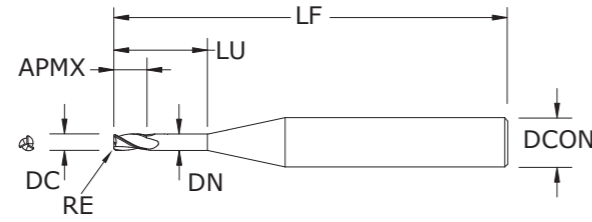
FRACTIONAL
M3 • M3CR • 1.5xD • 12xD Overall Reach



M3 • M3CR • 1.5xD
12xD

FRACTIONAL SERIES

continued



New Expanded Tools

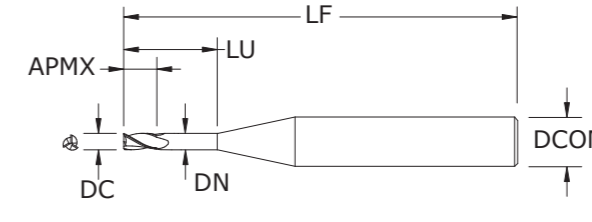
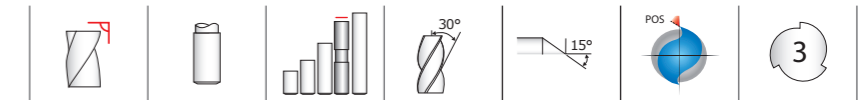
inch							EDP NO.	
CUTTING DIAMETER DC	SHANK DIAMETER DCON	LENGTH OF CUT APMX	REACH LU	NECK DIAMETER DN	OVERALL LENGTH LF	CORNER RADIUS RE	UNCOATED	TI-NAMITE-A (AITiN)
0.078	1/8	0.117	0.936	0.073	2-1/2	-	09714	03606
0.080	1/8	0.120	0.960	0.075	2-1/2	-	09721	03607
0.080	1/8	0.120	0.960	0.075	2-1/2	0.005	08841	08943
0.080	1/8	0.120	0.960	0.075	2-1/2	0.010	08844	08946
0.080	1/8	0.120	0.960	0.075	2-1/2	0.015	08847	08949
0.085	1/8	0.128	1.020	0.079	2-1/2	-	09728	03608
0.090	1/8	0.135	1.080	0.084	2-1/2	-	09735	03609
0.090	1/8	0.135	1.080	0.084	2-1/2	0.005	08850	08952
0.090	1/8	0.135	1.080	0.084	2-1/2	0.010	08853	08955
0.090	1/8	0.135	1.080	0.084	2-1/2	0.015	08856	08958
0.093	1/8	0.140	1.116	0.087	2-1/2	-	09742	03610
0.095	1/8	0.143	1.140	0.089	2-1/2	-	09749	03611
0.100	1/8	0.150	1.200	0.094	2-1/2	-	09756	03612
0.100	1/8	0.150	1.200	0.094	2-1/2	0.005	08859	08961
0.100	1/8	0.150	1.200	0.094	2-1/2	0.010	08862	08964
0.100	1/8	0.150	1.200	0.094	2-1/2	0.015	08865	08967
0.110	1/8	0.165	1.320	0.103	2-1/2	-	09763	03613
0.110	1/8	0.165	1.320	0.103	2-1/2	0.005	08868	08970
0.110	1/8	0.165	1.320	0.103	2-1/2	0.010	08871	08973
0.110	1/8	0.165	1.320	0.103	2-1/2	0.015	08874	08976
0.115	1/8	0.173	1.380	0.108	2-1/2	-	09770	03614
0.120	1/8	0.180	1.440	0.112	2-1/2	-	09777	03615
0.120	1/8	0.180	1.440	0.112	2-1/2	0.005	08877	08979
0.120	1/8	0.180	1.440	0.112	2-1/2	0.010	08880	08982
0.120	1/8	0.180	1.440	0.112	2-1/2	0.015	08883	08985

TOLERANCES (inch)

.010-.120 DIAMETER
DC = +0.000/-0.001
DCON = h₆
RE = +0.0000/-0.0005

- STEELS
- STAINLESS STEELS
- CAST IRON
- HIGH TEMP ALLOYS
- TITANIUM
- HARDENED STEELS
- NON-FERROUS
- PLASTICS/COMPOSITES

FRACTIONAL
M3 • 1.5xD • 15xD Overall Reach



New Expanded Tools

TOLERANCES (inch)

.010-.120 DIAMETER
DC = +0.000/-0.001
DCON = h₆

- STEELS
- STAINLESS STEELS
- CAST IRON
- HIGH TEMP ALLOYS
- TITANIUM
- HARDENED STEELS
- NON-FERROUS
- PLASTICS/COMPOSITES

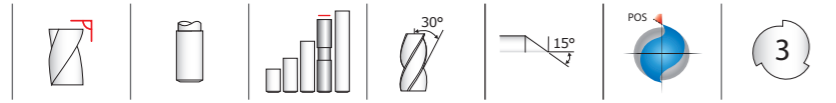
M3 • 1.5xD
15xD

FRACTIONAL SERIES

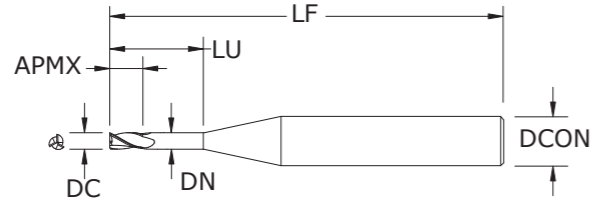
inch						EDP NO.	
CUTTING DIAMETER DC	SHANK DIAMETER DCON	LENGTH OF CUT APMX	REACH LU	NECK DIAMETER DN	OVERALL LENGTH LF	UNCOATED	TI-NAMITE-A (AITiN)
0.010	1/8	0.015	0.150	0.009	2-1/2	09596	03616
0.015	1/8	0.023	0.225	0.014	2-1/2	09603	03617
0.020	1/8	0.030	0.300	0.018	2-1/2	09610	03618
0.025	1/8	0.038	0.375	0.023	2-1/2	09617	03619
0.030	1/8	0.045	0.450	0.028	2-1/2	09624	03620
0.031	1/8	0.047	0.465	0.029	2-1/2	09631	03621
0.035	1/8	0.053	0.525	0.032	2-1/2	09638	03622
0.040	1/8	0.060	0.600	0.037	2-1/2	09645	03623
0.045	1/8	0.068	0.675	0.042	2-1/2	09652	03624
0.047	1/8	0.071	0.705	0.044	2-1/2	09659	03625
0.050	1/8	0.075	0.750	0.047	2-1/2	09666	03626
0.055	1/8	0.083	0.825	0.051	2-1/2	09673	03627
0.060	1/8	0.090	0.900	0.056	2-1/2	09680	03628
0.062	1/8	0.093	0.930	0.058	2-1/2	09687	03629
0.065	1/8	0.098	0.975	0.061	2-1/2	09694	03630
0.070	1/8	0.105	1.050	0.065	2-1/2	09701	03631
0.075	1/8	0.113	1.125	0.070	2-1/2	09708	03632
0.078	1/8	0.117	1.170	0.073	2-1/2	09715	03633
0.080	1/8	0.120	1.200	0.075	2-1/2	09722	03634
0.085	1/8	0.128	1.275	0.079	2-1/2	09729	03635
0.090	1/8	0.135	1.350	0.084	2-1/2	09736	03636
0.093	1/8	0.140	1.395	0.087	3	09743	03637
0.095	1/8	0.143	1.425	0.089	3	09750	03638
0.100	1/8	0.150	1.500	0.094	3	09757	03639
0.110	1/8	0.165	1.650	0.103	3	09764	03640
0.115	1/8	0.173	1.725	0.108	3	09771	03641
0.120	1/8	0.180	1.800	0.112	3	09778	03642

- Three flute design features improved chip space over four flutes and increased strength and feed capability over two flutes.
- Proprietary coating allows for superior chip flow, driving industry leading productivity and value, even at low spindle speeds.
- High performance carbide substrate designed specifically for Micro Tool applications.
- Broad portfolio, offering consistent lengths of cut, to ensure application demands are met.
- Advanced geometries that extend tool life, reduce chatter, cut cycle times, and improve part quality.
- All tools in stock to meet customer order requirements.
- All micro tools are manufactured in accordance with the KSPT ISO certified quality procedures.

FRACTIONAL
M3 • 1.5xD • 20xD Overall Reach



M3 • 1.5xD
20xD
FRACTIONAL SERIES



New Expanded Tools

TOLERANCES (inch)

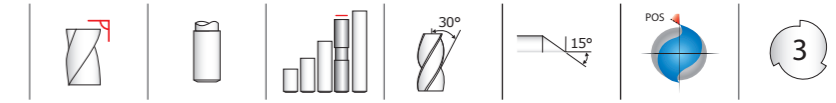
.010–.120 DIAMETER
DC = +0.000/-0.001
DCON = h₆

- STEELS
- STAINLESS STEELS
- CAST IRON
- HIGH TEMP ALLOYS
- TITANIUM
- HARDENED STEELS
- NON-FERROUS
- PLASTICS/COMPOSITES

- Three flute design features improved chip space over four flutes and increased strength and feed capability over two flutes.
- Proprietary coating allows for superior chip flow, driving industry leading productivity and value, even at low spindle speeds.
- High performance carbide substrate designed specifically for Micro Tool applications.
- Broad portfolio, offering consistent lengths of cut, to ensure application demands are met.
- Advanced geometries that extend tool life, reduce chatter, cut cycle times, and improve part quality.
- All tools in stock to meet customer order requirements.
- All micro tools are manufactured in accordance with the KSPT ISO certified quality procedures.

inch						EDP NO.	
CUTTING DIAMETER DC	SHANK DIAMETER DCON	LENGTH OF CUT APMX	REACH LU	NECK DIAMETER DN	OVERALL LENGTH LF	UNCOATED	TI-NAMITE-A (AITiN)
0.010	1/8	0.015	0.200	0.009	2-1/2	09597	03643
0.015	1/8	0.023	0.300	0.014	2-1/2	09604	03644
0.020	1/8	0.030	0.400	0.018	2-1/2	09611	03645
0.025	1/8	0.038	0.500	0.023	2-1/2	09618	03646
0.030	1/8	0.045	0.600	0.028	2-1/2	09625	03647
0.031	1/8	0.047	0.620	0.029	2-1/2	09632	03648
0.035	1/8	0.053	0.700	0.032	2-1/2	09639	03649
0.040	1/8	0.060	0.800	0.037	2-1/2	09646	03650
0.045	1/8	0.068	0.900	0.042	2-1/2	09653	03651
0.047	1/8	0.071	0.940	0.044	2-1/2	09660	03652
0.050	1/8	0.075	1.000	0.047	2-1/2	09667	03653
0.055	1/8	0.083	1.100	0.051	2-1/2	09674	03654
0.060	1/8	0.090	1.200	0.056	2-1/2	09681	03655
0.062	1/8	0.093	1.240	0.058	2-1/2	09688	03656
0.065	1/8	0.098	1.300	0.061	3	09695	03657
0.070	1/8	0.105	1.400	0.065	3	09702	03658
0.075	1/8	0.113	1.500	0.070	3	09709	03659
0.078	1/8	0.117	1.560	0.073	3	09716	03660
0.080	1/8	0.120	1.600	0.075	3	09723	03661
0.085	1/8	0.128	1.700	0.079	3	09730	03662
0.090	1/8	0.135	1.800	0.084	3	09737	03663
0.093	1/8	0.140	1.860	0.087	3	09744	03664
0.095	1/8	0.143	1.900	0.089	3	09751	03665
0.100	1/8	0.150	2.000	0.094	4	09758	03666
0.110	1/8	0.165	2.200	0.103	4	09765	03667
0.115	1/8	0.173	2.300	0.108	4	09772	03668
0.120	1/8	0.180	2.400	0.112	4	09779	03669

FRACTIONAL
M3 • 1.5xD • 25xD Overall Reach

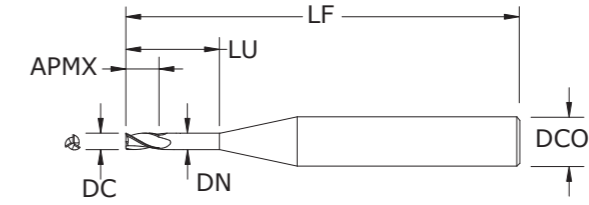


New Expanded Tools

TOLERANCES (inch)

.010–.120 DIAMETER
DC = +0.000/-0.001
DCON = h₆

- STEELS
- STAINLESS STEELS
- CAST IRON
- HIGH TEMP ALLOYS
- TITANIUM
- HARDENED STEELS
- NON-FERROUS
- PLASTICS/COMPOSITES

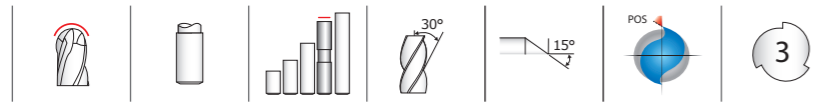


M3 • 1.5xD
25xD
FRACTIONAL SERIES

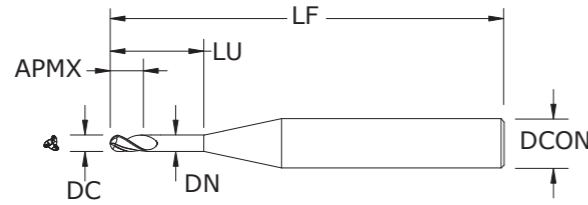
inch						EDP NO.	
CUTTING DIAMETER DC	SHANK DIAMETER DCON	LENGTH OF CUT APMX	REACH LU	NECK DIAMETER DN	OVERALL LENGTH LF	UNCOATED	TI-NAMITE-A (AITiN)
0.010	1/8	0.015	0.250	0.009	2-1/2	09598	03670
0.015	1/8	0.023	0.375	0.014	2-1/2	09605	03671
0.020	1/8	0.030	0.500	0.018	2-1/2	09612	03672
0.025	1/8	0.038	0.625	0.023	2-1/2	09619	03673
0.030	1/8	0.045	0.750	0.028	2-1/2	09626	03674
0.031	1/8	0.047	0.775	0.029	2-1/2	09633	03675
0.035	1/8	0.053	0.875	0.032	2-1/2	09640	03676
0.040	1/8	0.060	1.000	0.037	2-1/2	09647	03677
0.045	1/8	0.068	1.125	0.042	2-1/2	09654	03678
0.047	1/8	0.071	1.175	0.044	2-1/2	09661	03679
0.050	1/8	0.075	1.250	0.047	2-1/2	09668	03680
0.055	1/8	0.083	1.375	0.051	3	09675	03681
0.060	1/8	0.090	1.500	0.056	3	09682	03682
0.062	1/8	0.093	1.550	0.058	3	09689	03683
0.065	1/8	0.098	1.625	0.061	3	09696	03684
0.070	1/8	0.105	1.750	0.065	3	09703	03685
0.075	1/8	0.113	1.875	0.070	3	09710	03686
0.078	1/8	0.117	1.950	0.073	4	09717	03687
0.080	1/8	0.120	2.000	0.075	4	09724	03688
0.085	1/8	0.128	2.125	0.079	4	09731	03689
0.090	1/8	0.135	2.250	0.084	4	09738	03690
0.093	1/8	0.140	2.325	0.087	4	09745	03691
0.095	1/8	0.143	2.375	0.089	4	09752	03692
0.100	1/8	0.150	2.500	0.094	4	09759	03693
0.110	1/8	0.165	2.750	0.103	4	09766	03694
0.115	1/8	0.173	2.875	0.108	4	09773	03695
0.120	1/8	0.180	3.000	0.112	4	09780	03696

- Three flute design features improved chip space over four flutes and increased strength and feed capability over two flutes.
- Proprietary coating allows for superior chip flow, driving industry leading productivity and value, even at low spindle speeds.
- High performance carbide substrate designed specifically for Micro Tool applications.
- Broad portfolio, offering consistent lengths of cut, to ensure application demands are met.
- Advanced geometries that extend tool life, reduce chatter, cut cycle times, and improve part quality.
- All tools in stock to meet customer order requirements.
- All micro tools are manufactured in accordance with the KSPT ISO certified quality procedures.

FRACTIONAL
M3B • 1.5xD • 3xD Overall Reach



M3B • 1.5xD
3xD
FRACTIONAL SERIES



New Expanded Tools

TOLERANCES (inch)

.010–.120 DIAMETER
DC = +0.000/-0.001
DCON = h₆

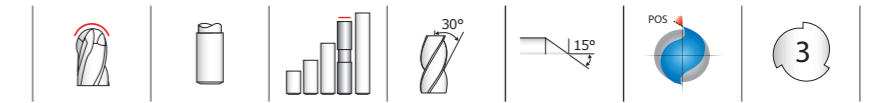
- STEELS
- STAINLESS STEELS
- CAST IRON
- HIGH TEMP ALLOYS
- TITANIUM
- HARDENED STEELS
- NON-FERROUS
- PLASTICS/COMPOSITES

- Three flute design features improved chip space over four flutes and increased strength and feed capability over two flutes.
- Proprietary coating allows for superior chip flow, driving industry leading productivity and value, even at low spindle speeds.
- High performance carbide substrate designed specifically for Micro Tool applications.
- Broad portfolio, offering consistent lengths of cut, to ensure application demands are met.
- Advanced geometries that extend tool life, reduce chatter, cut cycle times, and improve part quality.
- All tools in stock to meet customer order requirements.
- All micro tools are manufactured in accordance with the KSPT ISO certified quality procedures.

inch						EDP NO.	
CUTTING DIAMETER DC	SHANK DIAMETER DCON	LENGTH OF CUT APMX	REACH LU	NECK DIAMETER DN	OVERALL LENGTH LF	UNCOATED	TI-NAMITE-A (AITIN)
0.010	1/8	0.015	0.030	0.009	2-1/2	09410	03805
0.015	1/8	0.023	0.045	0.014	2-1/2	09417	03806
0.020	1/8	0.030	0.060	0.018	2-1/2	09424	03807
0.025	1/8	0.038	0.075	0.023	2-1/2	09431	03808
0.030	1/8	0.045	0.090	0.028	2-1/2	09438	03809
0.031	1/8	0.047	0.093	0.029	2-1/2	09445	03810
0.035	1/8	0.053	0.105	0.032	2-1/2	09452	03811
0.040	1/8	0.060	0.120	0.037	2-1/2	09459	03812
0.045	1/8	0.068	0.135	0.042	2-1/2	09466	03813
0.047	1/8	0.071	0.141	0.044	2-1/2	09473	03814
0.050	1/8	0.075	0.150	0.047	2-1/2	09480	03815
0.055	1/8	0.083	0.165	0.051	2-1/2	09487	03816
0.060	1/8	0.090	0.180	0.056	2-1/2	09494	03817
0.062	1/8	0.093	0.186	0.058	2-1/2	09501	03818
0.065	1/8	0.098	0.195	0.061	2-1/2	09508	03819
0.070	1/8	0.105	0.210	0.065	2-1/2	09515	03820
0.075	1/8	0.113	0.225	0.070	2-1/2	09522	03821
0.078	1/8	0.117	0.234	0.073	2-1/2	09529	03822
0.080	1/8	0.120	0.240	0.075	2-1/2	09536	03823
0.085	1/8	0.128	0.255	0.079	2-1/2	09543	03824
0.090	1/8	0.135	0.270	0.084	2-1/2	09550	03825
0.093	1/8	0.140	0.279	0.087	2-1/2	09557	03826
0.095	1/8	0.143	0.285	0.089	2-1/2	09564	03827
0.100	1/8	0.150	0.300	0.094	2-1/2	09571	03828
0.110	1/8	0.165	0.330	0.103	2-1/2	09578	03829
0.115	1/8	0.173	0.345	0.108	2-1/2	09585	03830
0.120	1/8	0.180	0.360	0.112	2-1/2	09592	03831

RE = 1/2 Cutting Diameter (DC)

FRACTIONAL
M3B • 1.5xD • 5xD Overall Reach

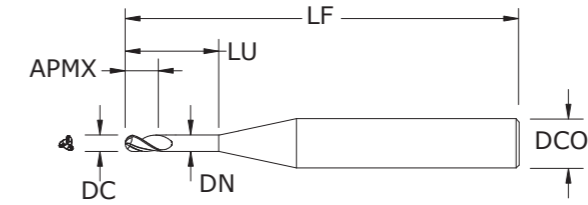


New Expanded Tools

TOLERANCES (inch)

.010–.120 DIAMETER
DC = +0.000/-0.001
DCON = h₆

- STEELS
- STAINLESS STEELS
- CAST IRON
- HIGH TEMP ALLOYS
- TITANIUM
- HARDENED STEELS
- NON-FERROUS
- PLASTICS/COMPOSITES



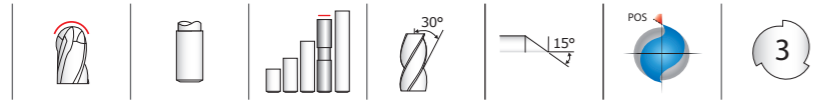
M3B • 1.5xD
5xD
FRACTIONAL SERIES

inch						EDP NO.	
CUTTING DIAMETER DC	SHANK DIAMETER DCON	LENGTH OF CUT APMX	REACH LU	NECK DIAMETER DN	OVERALL LENGTH LF	UNCOATED	TI-NAMITE-A (AITIN)
0.010	1/8	0.015	0.050	0.009	2-1/2	09411	03832
0.015	1/8	0.023	0.075	0.014	2-1/2	09418	03833
0.020	1/8	0.030	0.100	0.018	2-1/2	09425	03834
0.025	1/8	0.038	0.125	0.023	2-1/2	09432	03835
0.030	1/8	0.045	0.150	0.028	2-1/2	09439	03836
0.031	1/8	0.047	0.155	0.029	2-1/2	09446	03837
0.035	1/8	0.053	0.175	0.032	2-1/2	09453	03838
0.040	1/8	0.060	0.200	0.037	2-1/2	09460	03839
0.045	1/8	0.068	0.225	0.042	2-1/2	09467	03840
0.047	1/8	0.071	0.235	0.044	2-1/2	09474	03841
0.050	1/8	0.075	0.250	0.047	2-1/2	09481	03842
0.055	1/8	0.083	0.275	0.051	2-1/2	09488	03843
0.060	1/8	0.090	0.300	0.056	2-1/2	09495	03844
0.062	1/8	0.093	0.310	0.058	2-1/2	09502	03845
0.065	1/8	0.098	0.325	0.061	2-1/2	09509	03846
0.070	1/8	0.105	0.350	0.065	2-1/2	09516	03847
0.075	1/8	0.113	0.375	0.070	2-1/2	09523	03848
0.078	1/8	0.117	0.390	0.073	2-1/2	09530	03849
0.080	1/8	0.120	0.400	0.075	2-1/2	09537	03850
0.085	1/8	0.128	0.425	0.079	2-1/2	09544	03851
0.090	1/8	0.135	0.450	0.084	2-1/2	09551	03852
0.093	1/8	0.140	0.465	0.087	2-1/2	09558	03853
0.095	1/8	0.143	0.475	0.089	2-1/2	09565	03854
0.100	1/8	0.150	0.500	0.094	2-1/2	09572	03855
0.110	1/8	0.165	0.550	0.103	2-1/2	09579	03856
0.115	1/8	0.173	0.575	0.108	2-1/2	09586	03857
0.120	1/8	0.180	0.600	0.112	2-1/2	09593	03858

RE = 1/2 Cutting Diameter (DC)

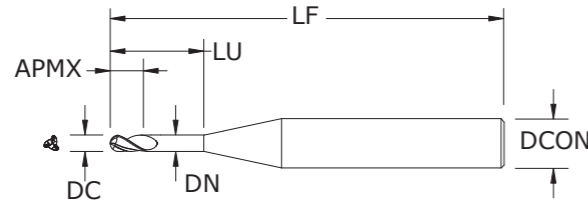
- Three flute design features improved chip space over four flutes and increased strength and feed capability over two flutes.
- Proprietary coating allows for superior chip flow, driving industry leading productivity and value, even at low spindle speeds.
- High performance carbide substrate designed specifically for Micro Tool applications.
- Broad portfolio, offering consistent lengths of cut, to ensure application demands are met.
- Advanced geometries that extend tool life, reduce chatter, cut cycle times, and improve part quality.
- All tools in stock to meet customer order requirements.
- All micro tools are manufactured in accordance with the KSPT ISO certified quality procedures.

FRACTIONAL
M3B • 1.5xD • 8xD Overall Reach



M3B • 1.5xD
8xD
FRACTIONAL SERIES

- Three flute design features improved chip space over four flutes and increased strength and feed capability over two flutes.
- Proprietary coating allows for superior chip flow, driving industry leading productivity and value, even at low spindle speeds.
- High performance carbide substrate designed specifically for Micro Tool applications.
- Broad portfolio, offering consistent lengths of cut, to ensure application demands are met.
- Advanced geometries that extend tool life, reduce chatter, cut cycle times, and improve part quality.
- All tools in stock to meet customer order requirements.
- All micro tools are manufactured in accordance with the KSPT ISO certified quality procedures.



New Expanded Tools

TOLERANCES (inch)

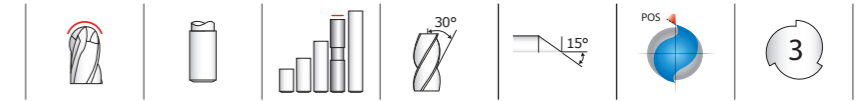
.010–.120 DIAMETER
DC = +0.000/-0.001
DCON = h₆

- STEELS
- STAINLESS STEELS
- CAST IRON
- HIGH TEMP ALLOYS
- TITANIUM
- HARDENED STEELS
- NON-FERROUS
- PLASTICS/COMPOSITES

inch						EDP NO.	
CUTTING DIAMETER DC	SHANK DIAMETER DCON	LENGTH OF CUT APMX	REACH LU	NECK DIAMETER DN	OVERALL LENGTH LF	UNCOATED	TI-NAMITE-A (AITiN)
0.010	1/8	0.015	0.080	0.009	2-1/2	09412	03859
0.015	1/8	0.023	0.120	0.014	2-1/2	09419	03860
0.020	1/8	0.030	0.160	0.018	2-1/2	09426	03861
0.025	1/8	0.038	0.200	0.023	2-1/2	09433	03862
0.030	1/8	0.045	0.240	0.028	2-1/2	09440	03863
0.031	1/8	0.047	0.248	0.029	2-1/2	09447	03864
0.035	1/8	0.053	0.280	0.032	2-1/2	09454	03865
0.040	1/8	0.060	0.320	0.037	2-1/2	09461	03866
0.045	1/8	0.068	0.360	0.042	2-1/2	09468	03867
0.047	1/8	0.071	0.376	0.044	2-1/2	09475	03868
0.050	1/8	0.075	0.400	0.047	2-1/2	09482	03869
0.055	1/8	0.083	0.440	0.051	2-1/2	09489	03870
0.060	1/8	0.090	0.480	0.056	2-1/2	09496	03871
0.062	1/8	0.093	0.496	0.058	2-1/2	09503	03872
0.065	1/8	0.098	0.520	0.061	2-1/2	09510	03873
0.070	1/8	0.105	0.560	0.065	2-1/2	09517	03874
0.075	1/8	0.113	0.600	0.070	2-1/2	09524	03875
0.078	1/8	0.117	0.624	0.073	2-1/2	09531	03876
0.080	1/8	0.120	0.640	0.075	2-1/2	09538	03877
0.085	1/8	0.128	0.680	0.079	2-1/2	09545	03878
0.090	1/8	0.135	0.720	0.084	2-1/2	09552	03879
0.093	1/8	0.140	0.744	0.087	2-1/2	09559	03880
0.095	1/8	0.143	0.760	0.089	2-1/2	09566	03881
0.100	1/8	0.150	0.800	0.094	2-1/2	09573	03882
0.110	1/8	0.165	0.880	0.103	2-1/2	09580	03883
0.115	1/8	0.173	0.920	0.108	2-1/2	09587	03884
0.120	1/8	0.180	0.960	0.112	2-1/2	09594	03885

RE = 1/2 Cutting Diameter (DC)

FRACTIONAL
M3B • 1.5xD • 12xD Overall Reach

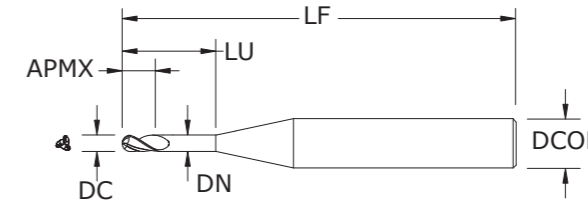


New Expanded Tools

TOLERANCES (inch)

.010–.120 DIAMETER
DC = +0.000/-0.001
DCON = h₆

- STEELS
- STAINLESS STEELS
- CAST IRON
- HIGH TEMP ALLOYS
- TITANIUM
- HARDENED STEELS
- NON-FERROUS
- PLASTICS/COMPOSITES



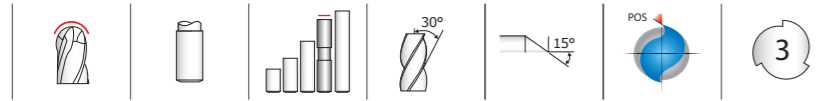
M3B • 1.5xD
12xD
FRACTIONAL SERIES

inch						EDP NO.	
CUTTING DIAMETER DC	SHANK DIAMETER DCON	LENGTH OF CUT APMX	REACH LU	NECK DIAMETER DN	OVERALL LENGTH LF	UNCOATED	TI-NAMITE-A (AITiN)
0.010	1/8	0.015	0.120	0.009	2-1/2	09406	03886
0.015	1/8	0.023	0.180	0.014	2-1/2	09413	03887
0.020	1/8	0.030	0.240	0.018	2-1/2	09420	03888
0.025	1/8	0.038	0.300	0.023	2-1/2	09427	03889
0.030	1/8	0.045	0.360	0.028	2-1/2	09434	03890
0.031	1/8	0.047	0.372	0.029	2-1/2	09441	03891
0.035	1/8	0.053	0.420	0.032	2-1/2	09448	03892
0.040	1/8	0.060	0.480	0.037	2-1/2	09455	03893
0.045	1/8	0.068	0.540	0.042	2-1/2	09462	03894
0.047	1/8	0.071	0.564	0.044	2-1/2	09469	03895
0.050	1/8	0.075	0.600	0.047	2-1/2	09476	03896
0.055	1/8	0.083	0.660	0.051	2-1/2	09483	03897
0.060	1/8	0.090	0.720	0.056	2-1/2	09490	03898
0.062	1/8	0.093	0.744	0.058	2-1/2	09497	03899
0.065	1/8	0.098	0.780	0.061	2-1/2	09504	03900
0.070	1/8	0.105	0.840	0.065	2-1/2	09511	03901
0.075	1/8	0.113	0.900	0.070	2-1/2	09518	03902
0.078	1/8	0.117	0.936	0.073	2-1/2	09525	03903
0.080	1/8	0.120	0.960	0.075	2-1/2	09532	03904
0.085	1/8	0.128	1.020	0.079	2-1/2	09539	03905
0.090	1/8	0.135	1.080	0.084	2-1/2	09546	03906
0.093	1/8	0.140	1.116	0.087	2-1/2	09553	03907
0.095	1/8	0.143	1.140	0.089	2-1/2	09560	03908
0.100	1/8	0.150	1.200	0.094	2-1/2	09567	03909
0.110	1/8	0.165	1.320	0.103	2-1/2	09574	03910
0.115	1/8	0.173	1.380	0.108	2-1/2	09581	03911
0.120	1/8	0.180	1.440	0.112	2-1/2	09588	03912

RE = 1/2 Cutting Diameter (DC)

- Three flute design features improved chip space over four flutes and increased strength and feed capability over two flutes.
- Proprietary coating allows for superior chip flow, driving industry leading productivity and value, even at low spindle speeds.
- High performance carbide substrate designed specifically for Micro Tool applications.
- Broad portfolio, offering consistent lengths of cut, to ensure application demands are met.
- Advanced geometries that extend tool life, reduce chatter, cut cycle times, and improve part quality.
- All tools in stock to meet customer order requirements.
- All micro tools are manufactured in accordance with the KSPT ISO certified quality procedures.

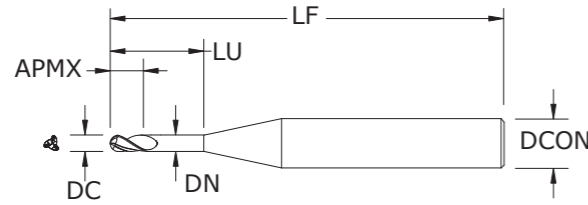
M3B • 1.5xD • 15xD Overall Reach



M3B • 1.5xD 15xD

FRACTIONAL SERIES

- Three flute design features improved chip space over four flutes and increased strength and feed capability over two flutes.
- Proprietary coating allows for superior chip flow, driving industry leading productivity and value, even at low spindle speeds.
- High performance carbide substrate designed specifically for Micro Tool applications.
- Broad portfolio, offering consistent lengths of cut, to ensure application demands are met.
- Advanced geometries that extend tool life, reduce chatter, cut cycle times, and improve part quality.
- All tools in stock to meet customer order requirements.
- All micro tools are manufactured in accordance with the KSPT ISO certified quality procedures.



New Expanded Tools

TOLERANCES (inch)

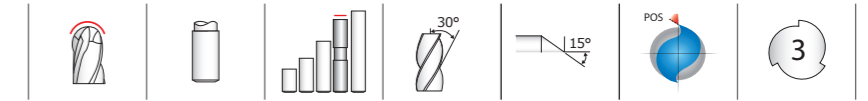
.010–.120 DIAMETER
DC = +0.000/-0.001
DCON = h₆

- STEELS
- STAINLESS STEELS
- CAST IRON
- HIGH TEMP ALLOYS
- TITANIUM
- HARDENED STEELS
- NON-FERROUS
- PLASTICS/COMPOSITES

inch						EDP NO.	
CUTTING DIAMETER DC	SHANK DIAMETER DCON	LENGTH OF CUT APMX	REACH LU	NECK DIAMETER DN	OVERALL LENGTH LF	UNCOATED	TI-NAMITE-A (AITiN)
0.010	1/8	0.015	0.150	0.009	2-1/2	09407	03913
0.015	1/8	0.023	0.225	0.014	2-1/2	09414	03914
0.020	1/8	0.030	0.300	0.018	2-1/2	09421	03915
0.025	1/8	0.038	0.375	0.023	2-1/2	09428	03916
0.030	1/8	0.045	0.450	0.028	2-1/2	09435	03917
0.031	1/8	0.047	0.465	0.029	2-1/2	09442	03918
0.035	1/8	0.053	0.525	0.032	2-1/2	09449	03919
0.040	1/8	0.060	0.600	0.037	2-1/2	09456	03920
0.045	1/8	0.068	0.675	0.042	2-1/2	09463	03921
0.047	1/8	0.071	0.705	0.044	2-1/2	09470	03922
0.050	1/8	0.075	0.750	0.047	2-1/2	09477	03923
0.055	1/8	0.083	0.825	0.051	2-1/2	09484	03924
0.060	1/8	0.090	0.900	0.056	2-1/2	09491	03925
0.062	1/8	0.093	0.930	0.058	2-1/2	09498	03926
0.065	1/8	0.098	0.975	0.061	2-1/2	09505	03927
0.070	1/8	0.105	1.050	0.065	2-1/2	09512	03928
0.075	1/8	0.113	1.125	0.070	2-1/2	09519	03929
0.078	1/8	0.117	1.170	0.073	2-1/2	09526	03930
0.080	1/8	0.120	1.200	0.075	2-1/2	09533	03931
0.085	1/8	0.128	1.275	0.079	2-1/2	09540	03932
0.090	1/8	0.135	1.350	0.084	2-1/2	09547	03933
0.093	1/8	0.140	1.395	0.087	3	09554	03934
0.095	1/8	0.143	1.425	0.089	3	09561	03935
0.100	1/8	0.150	1.500	0.094	3	09568	03936
0.110	1/8	0.165	1.650	0.103	3	09575	03937
0.115	1/8	0.173	1.725	0.108	3	09582	03938
0.120	1/8	0.180	1.800	0.112	3	09589	03939

RE = 1/2 Cutting Diameter (DC)

M3B • 1.5xD • 20xD Overall Reach

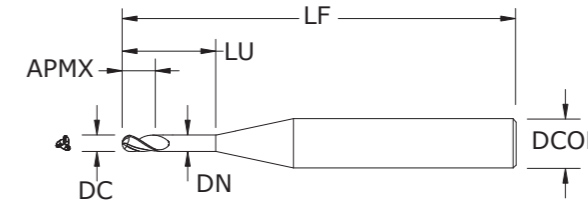


New Expanded Tools

TOLERANCES (inch)

.010–.120 DIAMETER
DC = +0.000/-0.001
DCON = h₆

- STEELS
- STAINLESS STEELS
- CAST IRON
- HIGH TEMP ALLOYS
- TITANIUM
- HARDENED STEELS
- NON-FERROUS
- PLASTICS/COMPOSITES



M3B • 1.5xD 20xD

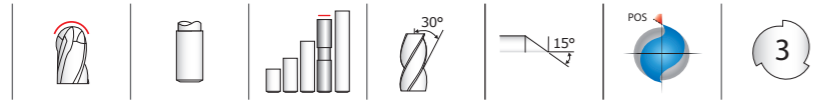
FRACTIONAL SERIES

inch						EDP NO.	
CUTTING DIAMETER DC	SHANK DIAMETER DCON	LENGTH OF CUT APMX	REACH LU	NECK DIAMETER DN	OVERALL LENGTH LF	UNCOATED	TI-NAMITE-A (AITiN)
0.010	1/8	0.015	0.200	0.009	2-1/2	09408	03940
0.015	1/8	0.023	0.300	0.014	2-1/2	09415	03941
0.020	1/8	0.030	0.400	0.018	2-1/2	09422	03942
0.025	1/8	0.038	0.500	0.023	2-1/2	09429	03943
0.030	1/8	0.045	0.600	0.028	2-1/2	09436	03944
0.031	1/8	0.047	0.620	0.029	2-1/2	09443	03945
0.035	1/8	0.053	0.700	0.032	2-1/2	09450	03946
0.040	1/8	0.060	0.800	0.037	2-1/2	09457	03947
0.045	1/8	0.068	0.900	0.042	2-1/2	09464	03948
0.047	1/8	0.071	0.940	0.044	2-1/2	09471	03949
0.050	1/8	0.075	1.000	0.047	2-1/2	09478	03950
0.055	1/8	0.083	1.100	0.051	2-1/2	09485	03951
0.060	1/8	0.090	1.200	0.056	2-1/2	09492	03952
0.062	1/8	0.093	1.240	0.058	2-1/2	09499	03953
0.065	1/8	0.098	1.300	0.061	3	09506	03954
0.070	1/8	0.105	1.400	0.065	3	09513	03955
0.075	1/8	0.113	1.500	0.070	3	09520	03956
0.078	1/8	0.117	1.560	0.073	3	09527	03957
0.080	1/8	0.120	1.600	0.075	3	09534	03958
0.085	1/8	0.128	1.700	0.079	3	09541	03959
0.090	1/8	0.135	1.800	0.084	3	09548	03960
0.093	1/8	0.140	1.860	0.087	3	09555	03961
0.095	1/8	0.143	1.900	0.089	3	09562	03962
0.100	1/8	0.150	2.000	0.094	4	09569	03963
0.110	1/8	0.165	2.200	0.103	4	09576	03964
0.115	1/8	0.173	2.300	0.108	4	09583	03965
0.120	1/8	0.180	2.400	0.112	4	09590	03966

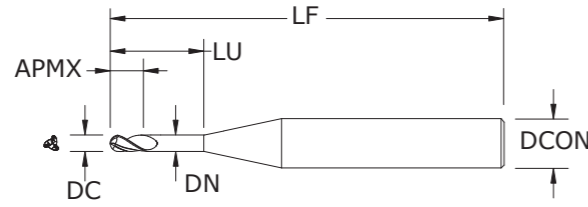
RE = 1/2 Cutting Diameter (DC)

- Three flute design features improved chip space over four flutes and increased strength and feed capability over two flutes.
- Proprietary coating allows for superior chip flow, driving industry leading productivity and value, even at low spindle speeds.
- High performance carbide substrate designed specifically for Micro Tool applications.
- Broad portfolio, offering consistent lengths of cut, to ensure application demands are met.
- Advanced geometries that extend tool life, reduce chatter, cut cycle times, and improve part quality.
- All tools in stock to meet customer order requirements.
- All micro tools are manufactured in accordance with the KSPT ISO certified quality procedures.

FRACTIONAL
M3B • 1.5xD • 25xD Overall Reach



M3B • 1.5xD
25xD
FRACTIONAL SERIES



New Expanded Tools

TOLERANCES (inch)

.010-.120 DIAMETER
DC = +0.000/-0.001
DCON = h₆

- STEELS
- STAINLESS STEELS
- CAST IRON
- HIGH TEMP ALLOYS
- TITANIUM
- HARDENED STEELS
- NON-FERROUS
- PLASTICS/COMPOSITES

- Three flute design features improved chip space over four flutes and increased strength and feed capability over two flutes.
- Proprietary coating allows for superior chip flow, driving industry leading productivity and value, even at low spindle speeds.
- High performance carbide substrate designed specifically for Micro Tool applications.
- Broad portfolio, offering consistent lengths of cut, to ensure application demands are met.
- Advanced geometries that extend tool life, reduce chatter, cut cycle times, and improve part quality.
- All tools in stock to meet customer order requirements.
- All micro tools are manufactured in accordance with the KSPT ISO certified quality procedures.

inch						EDP NO.	
CUTTING DIAMETER DC	SHANK DIAMETER DCON	LENGTH OF CUT APMX	REACH LU	NECK DIAMETER DN	OVERALL LENGTH LF	UNCOATED	TI-NAMITE-A (AITIN)
0.010	1/8	0.015	0.250	0.009	2-1/2	09409	03967
0.015	1/8	0.023	0.375	0.014	2-1/2	09416	03968
0.020	1/8	0.030	0.500	0.018	2-1/2	09423	03969
0.025	1/8	0.038	0.625	0.023	2-1/2	09430	03970
0.030	1/8	0.045	0.750	0.028	2-1/2	09437	03971
0.031	1/8	0.047	0.775	0.029	2-1/2	09444	03972
0.035	1/8	0.053	0.875	0.032	2-1/2	09451	03973
0.040	1/8	0.060	1.000	0.037	2-1/2	09458	03974
0.045	1/8	0.068	1.125	0.042	2-1/2	09465	03975
0.047	1/8	0.071	1.175	0.044	2-1/2	09472	03976
0.050	1/8	0.075	1.250	0.047	2-1/2	09479	03977
0.055	1/8	0.083	1.375	0.051	3	09486	03978
0.060	1/8	0.090	1.500	0.056	3	09493	03979
0.062	1/8	0.093	1.550	0.058	3	09500	03980
0.065	1/8	0.098	1.625	0.061	3	09507	03981
0.070	1/8	0.105	1.750	0.065	3	09514	03982
0.075	1/8	0.113	1.875	0.070	3	09521	03983
0.078	1/8	0.117	1.950	0.073	4	09528	03984
0.080	1/8	0.120	2.000	0.075	4	09535	03985
0.085	1/8	0.128	2.125	0.079	4	09542	03986
0.090	1/8	0.135	2.250	0.084	4	09549	03987
0.093	1/8	0.140	2.325	0.087	4	09556	03988
0.095	1/8	0.143	2.375	0.089	4	09563	03989
0.100	1/8	0.150	2.500	0.094	4	09570	03990
0.110	1/8	0.165	2.750	0.103	4	09577	03991
0.115	1/8	0.173	2.875	0.108	4	09584	03992
0.120	1/8	0.180	3.000	0.112	4	09591	03993

RE = 1/2 Cutting Diameter (DC)

FRACTIONAL
M4 • M4CR • 1.5xD

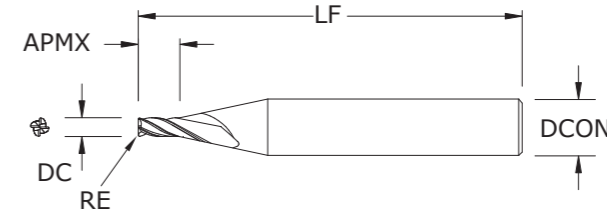


New Expanded Tools

TOLERANCES (inch)

.005-.120 DIAMETER
DC = +0.000/-0.001
DCON = h₆
RE = +0.0000/-0.0005

- STEELS
- STAINLESS STEELS
- CAST IRON
- HIGH TEMP ALLOYS
- TITANIUM
- HARDENED STEELS
- NON-FERROUS
- PLASTICS/COMPOSITES



M4 • M4CR
1.5xD
FRACTIONAL SERIES

inch					EDP NO.	
CUTTING DIAMETER DC	SHANK DIAMETER DCON	LENGTH OF CUT APMX	OVERALL LENGTH LF	CORNER RADIUS RE	UNCOATED	TI-NAMITE-A (AITIN)
0.005	1/8	0.008	1-1/2	-	00372	02238
0.006	1/8	0.009	1-1/2	-	00373	02239
0.007	1/8	0.011	1-1/2	-	00374	02240
0.008	1/8	0.012	1-1/2	-	00375	02241
0.009	1/8	0.014	1-1/2	-	00376	02242
0.010	1/8	0.015	1-1/2	-	00377	02243
0.011	1/8	0.017	1-1/2	-	00378	02244
0.012	1/8	0.018	1-1/2	-	00379	02245
0.013	1/8	0.020	1-1/2	-	00380	02246
0.014	1/8	0.021	1-1/2	-	00381	02247
0.015	1/8	0.023	1-1/2	-	00382	02248
0.016	1/8	0.024	1-1/2	-	00383	02249
0.017	1/8	0.026	1-1/2	-	00384	02250
0.018	1/8	0.027	1-1/2	-	00385	02251
0.019	1/8	0.029	1-1/2	-	00386	02252
0.020	1/8	0.030	1-1/2	-	00387	02253
0.020	1/8	0.030	1-1/2	0.003	08988	09128
0.020	1/8	0.030	1-1/2	0.005	04024	04025
0.021	1/8	0.032	1-1/2	-	00388	02254
0.022	1/8	0.033	1-1/2	-	00389	02255
0.023	1/8	0.035	1-1/2	-	00390	02256
0.024	1/8	0.036	1-1/2	-	00391	02257
0.025	1/8	0.038	1-1/2	-	00392	02258
0.025	1/8	0.038	1-1/2	0.005	04026	04027
0.025	1/8	0.038	1-1/2	0.010	08990	09130
0.026	1/8	0.039	1-1/2	-	00393	02259
0.027	1/8	0.041	1-1/2	-	00394	02260
0.028	1/8	0.042	1-1/2	-	00395	02261
0.029	1/8	0.044	1-1/2	-	00396	02262
0.030	1/8	0.045	1-1/2	-	00397	02263
0.030	1/8	0.045	1-1/2	0.010	08992	09132
0.031	1/8	0.047	1-1/2	-	00398	02264
0.032	1/8	0.048	1-1/2	-	00399	02265
0.033	1/8	0.050	1-1/2	-	00400	02266
0.034	1/8	0.051	1-1/2	-	00401	02267

- Four flute design allows for higher feed rates and decreased deflection, improving productivity and surface finish.
- Enhanced corner geometry with tight tolerance corner radii
- Proprietary coating allows for superior chip flow, driving industry leading productivity and value, even at low spindle speeds.
- High performance carbide substrate designed specifically for Micro Tool applications.
- Broad portfolio, offering consistent lengths of cut, to ensure application demands are met.
- Advanced geometries that extend tool life, reduce chatter, cut cycle times, and improve part quality.
- All tools in stock to meet customer order requirements.
- All micro tools are manufactured in accordance with the KSPT ISO certified quality procedures.

continued on next page

FRACTIONAL
M4 • M4CR • 1.5xD

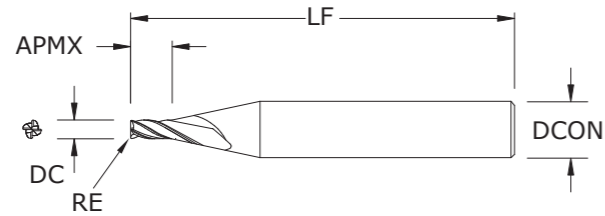


FRACTIONAL
M4 • M4CR • 1.5xD



M4 • M4CR
1.5xD

FRACTIONAL SERIES



New Expanded Tools

TOLERANCES (inch)

.005-.120 DIAMETER

DC = +0.000/-0.001

DCON = h₆

RE = +0.0000/-0.0005

- STEELS
- STAINLESS STEELS
- CAST IRON
- HIGH TEMP ALLOYS
- TITANIUM
- HARDENED STEELS
- NON-FERROUS
- PLASTICS/COMPOSITES

continued

CUTTING DIAMETER DC	SHANK DIAMETER DCON	inch			EDP NO.	
		LENGTH OF CUT APMX	OVERALL LENGTH LF	CORNER RADIUS RE	UNCOATED	TI-NAMITE-A (AlTiN)
0.035	1/8	0.053	1-1/2	-	00402	02268
0.035	1/8	0.053	1-1/2	0.005	08994	09134
0.035	1/8	0.053	1-1/2	0.010	08996	09136
0.036	1/8	0.054	1-1/2	-	00403	02269
0.037	1/8	0.056	1-1/2	-	00404	02270
0.038	1/8	0.057	1-1/2	-	00405	02271
0.039	1/8	0.059	1-1/2	-	00406	02272
0.040	1/8	0.060	1-1/2	-	00407	02273
0.040	1/8	0.060	1-1/2	0.005	08998	09138
0.040	1/8	0.060	1-1/2	0.010	09000	09140
0.041	1/8	0.062	1-1/2	-	00408	02402
0.042	1/8	0.063	1-1/2	-	00409	02403
0.043	1/8	0.065	1-1/2	-	00410	02404
0.044	1/8	0.066	1-1/2	-	00411	02405
0.045	1/8	0.068	1-1/2	-	00412	02406
0.045	1/8	0.068	1-1/2	0.005	09002	09142
0.045	1/8	0.068	1-1/2	0.010	09004	09144
0.046	1/8	0.069	1-1/2	-	00413	02407
0.047	1/8	0.071	1-1/2	-	00414	02408
0.048	1/8	0.072	1-1/2	-	00415	02409
0.049	1/8	0.074	1-1/2	-	00416	02410
0.050	1/8	0.075	1-1/2	-	00417	02411
0.050	1/8	0.075	1-1/2	0.005	09006	09146
0.050	1/8	0.075	1-1/2	0.010	09008	09148
0.050	1/8	0.075	1-1/2	0.015	09010	09150
0.051	1/8	0.077	1-1/2	-	00418	02412
0.052	1/8	0.078	1-1/2	-	00419	02413
0.053	1/8	0.080	1-1/2	-	00420	02414
0.054	1/8	0.081	1-1/2	-	00421	02415
0.055	1/8	0.083	1-1/2	-	00422	02416
0.055	1/8	0.083	1-1/2	0.005	09012	09152
0.055	1/8	0.083	1-1/2	0.010	09014	09154
0.055	1/8	0.083	1-1/2	0.015	09016	09156
0.056	1/8	0.084	1-1/2	-	00423	02417

continued on next page

New Expanded Tools

M4 • M4CR
1.5xD

FRACTIONAL SERIES

continued

CUTTING DIAMETER DC	SHANK DIAMETER DCON	inch			EDP NO.	
		LENGTH OF CUT APMX	OVERALL LENGTH LF	CORNER RADIUS RE	UNCOATED	TI-NAMITE-A (AlTiN)
0.057	1/8	0.086	1-1/2	-	00424	02418
0.058	1/8	0.087	1-1/2	-	00425	02419
0.059	1/8	0.089	1-1/2	-	00426	02420
0.060	1/8	0.090	1-1/2	-	00427	02421
0.060	1/8	0.090	1-1/2	0.005	09018	09158
0.060	1/8	0.090	1-1/2	0.010	09020	09160
0.060	1/8	0.090	1-1/2	0.015	09022	09162
0.062	1/8	0.093	1-1/2	-	00428	02422
0.065	1/8	0.098	1-1/2	-	00429	02423
0.065	1/8	0.098	1-1/2	0.005	09024	09164
0.065	1/8	0.098	1-1/2	0.010	09026	09166
0.065	1/8	0.098	1-1/2	0.015	09028	09168
0.070	1/8	0.105	1-1/2	-	00430	02424
0.070	1/8	0.105	1-1/2	0.005	09030	09170
0.070	1/8	0.105	1-1/2	0.010	09032	09172
0.070	1/8	0.105	1-1/2	0.015	09034	09174
0.075	1/8	0.1125	1-1/2	-	04014	04012
0.075	1/8	0.113	1-1/2	0.005	09036	09176
0.075	1/8	0.113	1-1/2	0.010	09038	09178
0.075	1/8	0.113	1-1/2	0.015	09040	09180
0.075	1/8	0.113	1-1/2	0.020	09042	09182
0.078	1/8	0.117	1-1/2	-	00431	02425
0.080	1/8	0.120	1-1/2	-	00432	02426
0.080	1/8	0.120	1-1/2	0.005	09044	09184
0.080	1/8	0.120	1-1/2	0.010	09046	09186
0.080	1/8	0.120	1-1/2	0.015	09048	09188
0.080	1/8	0.120	1-1/2	0.020	09050	09190
0.085	1/8	0.128	1-1/2	-	00433	02427
0.085	1/8	0.128	1-1/2	0.005	09052	09192
0.085	1/8	0.128	1-1/2	0.010	09054	09194
0.085	1/8	0.128	1-1/2	0.015	09056	09196
0.085	1/8	0.128	1-1/2	0.020	09058	09198
0.090	1/8	0.135	1-1/2	-	00434	02428
0.090	1/8	0.135	1-1/2	0.005	09060	09200

continued on next page

FRACTIONAL
M4 • M4CR • 1.5xD

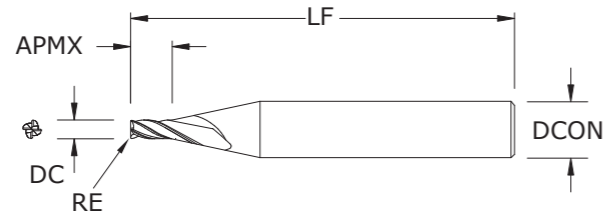


FRACTIONAL
M4 • M4CR • 1.5xD



M4 • M4CR
1.5xD

FRACTIONAL SERIES



New Expanded Tools

New Expanded Tools

M4 • M4CR
1.5xD

FRACTIONAL SERIES

continued

CUTTING DIAMETER DC	SHANK DIAMETER DCON	inch			EDP NO.	
		LENGTH OF CUT APMX	OVERALL LENGTH LF	CORNER RADIUS RE	UNCOATED	TI-NAMITE-A (AlTiN)
0.090	1/8	0.135	1-1/2	0.010	09062	09202
0.090	1/8	0.135	1-1/2	0.015	09064	09204
0.090	1/8	0.135	1-1/2	0.020	09066	09206
0.093	1/8	0.140	1-1/2	-	00435	02429
0.095	1/8	0.143	1-1/2	-	00436	02430
0.095	1/8	0.143	1-1/2	0.005	09068	09208
0.095	1/8	0.143	1-1/2	0.010	09070	09210
0.095	1/8	0.143	1-1/2	0.015	09072	09212
0.095	1/8	0.143	1-1/2	0.020	09074	09214
0.100	1/8	0.150	1-1/2	-	00437	02431
0.100	1/8	0.150	1-1/2	0.005	09076	09216
0.100	1/8	0.150	1-1/2	0.010	09078	09218
0.100	1/8	0.150	1-1/2	0.015	09080	09220
0.100	1/8	0.150	1-1/2	0.020	09082	09222
0.100	1/8	0.150	1-1/2	0.030	09084	09224
0.105	1/8	0.158	1-1/2	-	00438	02432
0.105	1/8	0.158	1-1/2	0.005	09086	09226
0.105	1/8	0.158	1-1/2	0.010	09088	09228
0.105	1/8	0.158	1-1/2	0.015	09090	09230
0.105	1/8	0.158	1-1/2	0.020	09092	09232
0.105	1/8	0.158	1-1/2	0.030	09094	09234
0.110	1/8	0.165	1-1/2	-	00439	02433
0.110	1/8	0.165	1-1/2	0.005	09096	09236
0.110	1/8	0.165	1-1/2	0.010	09098	09238
0.110	1/8	0.165	1-1/2	0.015	09100	09240
0.110	1/8	0.165	1-1/2	0.020	09102	09242
0.110	1/8	0.165	1-1/2	0.030	09104	09244
0.115	1/8	0.173	1-1/2	-	00440	02434
0.115	1/8	0.173	1-1/2	0.005	09106	09246
0.115	1/8	0.173	1-1/2	0.010	09108	09248
0.115	1/8	0.173	1-1/2	0.015	09110	09250
0.115	1/8	0.173	1-1/2	0.020	09112	09252
0.115	1/8	0.173	1-1/2	0.030	09114	09254
0.120	1/8	0.180	1-1/2	-	00441	02435

continued on next page

TOLERANCES (inch)

.005-.120 DIAMETER

DC = +0.000/-0.001

DCON = h₆

RE = +0.0000/-0.0005

- STEELS
- STAINLESS STEELS
- CAST IRON
- HIGH TEMP ALLOYS
- TITANIUM
- HARDENED STEELS
- NON-FERROUS
- PLASTICS/COMPOSITES

continued

CUTTING DIAMETER DC	SHANK DIAMETER DCON	inch			EDP NO.	
		LENGTH OF CUT APMX	OVERALL LENGTH LF	CORNER RADIUS RE	UNCOATED	TI-NAMITE-A (AlTiN)
0.120	1/8	0.180	1-1/2	0.005	09116	09256
0.120	1/8	0.180	1-1/2	0.010	09118	09258
0.120	1/8	0.180	1-1/2	0.015	09120	09260
0.120	1/8	0.180	1-1/2	0.020	09122	09262
0.120	1/8	0.180	1-1/2	0.030	09124	09264

KYOCERA Solid Tools

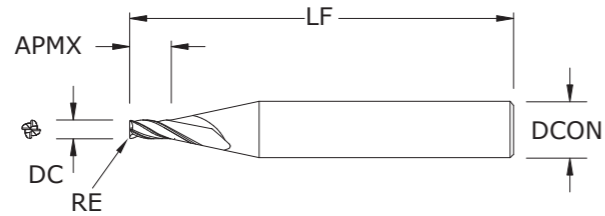
SGS Solid Tools

SGS Micro Tools

FRACTIONAL
M4 • M4CR • 3xD



FRACTIONAL
M4 • M4CR • 3xD



M4 • M4CR • 3xD
FRACTIONAL SERIES

- Four flute design allows for higher feed rates and decreased deflection, improving productivity and surface finish.
- Enhanced corner geometry with tight tolerance corner radii
- Proprietary coating allows for superior chip flow, driving industry leading productivity and value, even at low spindle speeds.
- High performance carbide substrate designed specifically for Micro Tool applications.
- Broad portfolio, offering consistent lengths of cut, to ensure application demands are met.
- Advanced geometries that extend tool life, reduce chatter, cut cycle times, and improve part quality.
- All tools in stock to meet customer order requirements.
- All micro tools are manufactured in accordance with the KSPT ISO certified quality procedures.

CUTTING DIAMETER DC	SHANK DIAMETER DCON	inch			EDP NO.	
		LENGTH OF CUT APMX	OVERALL LENGTH LF	CORNER RADIUS RE	UNCOATED	TI-NAMITE-A (AlTiN)
0.005	1/8	0.015	1-1/2	-	00514	02312
0.006	1/8	0.018	1-1/2	-	00515	02313
0.007	1/8	0.021	1-1/2	-	00516	02314
0.008	1/8	0.024	1-1/2	-	00517	02315
0.009	1/8	0.027	1-1/2	-	00518	02316
0.010	1/8	0.030	1-1/2	-	00519	02317
0.011	1/8	0.033	1-1/2	-	00520	02318
0.012	1/8	0.036	1-1/2	-	00521	02319
0.013	1/8	0.039	1-1/2	-	00522	02320
0.014	1/8	0.042	1-1/2	-	00523	02321
0.015	1/8	0.045	1-1/2	-	00524	02322
0.015	1/8	0.045	1-1/2	0.003	08987	09127
0.016	1/8	0.048	1-1/2	-	00525	02323
0.017	1/8	0.051	1-1/2	-	00526	02324
0.018	1/8	0.054	1-1/2	-	00527	02325
0.019	1/8	0.057	1-1/2	-	00528	02326
0.020	1/8	0.060	1-1/2	-	00529	02327
0.020	1/8	0.060	1-1/2	0.003	08989	09129
0.020	1/8	0.060	1-1/2	0.005	04028	04029
0.021	1/8	0.063	1-1/2	-	00530	02328
0.022	1/8	0.066	1-1/2	-	00531	02329
0.023	1/8	0.069	1-1/2	-	00532	02330
0.024	1/8	0.072	1-1/2	-	00533	02331
0.025	1/8	0.075	1-1/2	-	00534	02332
0.025	1/8	0.075	1-1/2	0.005	04030	04031
0.025	1/8	0.075	1-1/2	0.010	08991	09131
0.026	1/8	0.078	1-1/2	-	00535	02333
0.027	1/8	0.081	1-1/2	-	00536	02334
0.028	1/8	0.084	1-1/2	-	00537	02335
0.029	1/8	0.087	1-1/2	-	00538	02336
0.030	1/8	0.090	1-1/2	-	00539	02337
0.030	1/8	0.090	1-1/2	0.010	08993	09133
0.031	1/8	0.093	1-1/2	-	00540	02338
0.032	1/8	0.096	1-1/2	-	00541	02339
0.033	1/8	0.099	1-1/2	-	00542	02340
0.034	1/8	0.102	1-1/2	-	00543	02341

continued on next page

TOLERANCES (inch)

.004-.120 DIAMETER

DC = +0.000/-0.001

DCON = h₆

RE = +0.0000/-0.0005

- STEELS
- STAINLESS STEELS
- CAST IRON
- HIGH TEMP ALLOYS
- TITANIUM
- HARDENED STEELS
- NON-FERROUS
- PLASTICS/COMPOSITES

M4 • M4CR • 3xD
FRACTIONAL SERIES

CUTTING DIAMETER DC	SHANK DIAMETER DCON	inch			EDP NO.	
		LENGTH OF CUT APMX	OVERALL LENGTH LF	CORNER RADIUS RE	UNCOATED	TI-NAMITE-A (AlTiN)
0.035	1/8	0.105	1-1/2	-	00544	02342
0.035	1/8	0.105	1-1/2	0.005	08995	09135
0.035	1/8	0.105	1-1/2	0.010	08997	09137
0.036	1/8	0.108	1-1/2	-	00545	02343
0.037	1/8	0.111	1-1/2	-	00546	02344
0.038	1/8	0.114	1-1/2	-	00547	02345
0.039	1/8	0.117	1-1/2	-	00548	02346
0.040	1/8	0.120	1-1/2	-	00549	02347
0.040	1/8	0.120	1-1/2	0.005	08999	09139
0.040	1/8	0.120	1-1/2	0.010	09001	09141
0.041	1/8	0.123	1-1/2	-	00550	02470
0.042	1/8	0.126	1-1/2	-	00551	02471
0.043	1/8	0.129	1-1/2	-	00552	02472
0.044	1/8	0.132	1-1/2	-	00553	02473
0.045	1/8	0.135	1-1/2	-	00554	02474
0.045	1/8	0.135	1-1/2	0.005	09003	09143
0.045	1/8	0.135	1-1/2	0.010	09005	09145
0.046	1/8	0.138	1-1/2	-	00555	02475
0.047	1/8	0.141	1-1/2	-	00556	02476
0.048	1/8	0.144	1-1/2	-	00557	02477
0.049	1/8	0.147	1-1/2	-	00558	02478
0.050	1/8	0.150	1-1/2	-	00559	02479
0.050	1/8	0.150	1-1/2	0.005	09007	09147
0.050	1/8	0.150	1-1/2	0.010	09009	09149
0.050	1/8	0.150	1-1/2	0.015	09011	09151
0.051	1/8	0.153	1-1/2	-	00560	02480
0.052	1/8	0.156	1-1/2	-	00561	02481
0.053	1/8	0.159	1-1/2	-	00562	02482
0.054	1/8	0.162	1-1/2	-	00563	02483
0.055	1/8	0.165	1-1/2	-	00564	02484
0.055	1/8	0.165	1-1/2	0.005	09013	09153
0.055	1/8	0.165	1-1/2	0.010	09015	09155
0.055	1/8	0.165	1-1/2	0.015	09017	09157
0.056	1/8	0.168	1-1/2	-	00565	02485
0.057	1/8	0.171	1-1/2	-	00566	02486
0.058	1/8	0.174	1-1/2	-	00567	02487

continued on next page

KYOCERA Solid Tools

SGS Solid Tools

SGS Micro Tools

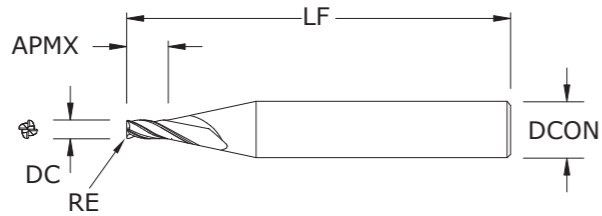
FRACTIONAL
M4 • M4CR • 3xD



FRACTIONAL
M4 • M4CR • 3xD



M4 • M4CR • 3xD
FRACTIONAL SERIES



New Expanded Tools

New Expanded Tools

continued

CUTTING DIAMETER DC	SHANK DIAMETER DCON	inch			EDP NO.	
		LENGTH OF CUT APMX	OVERALL LENGTH LF	CORNER RADIUS RE	UNCOATED	TI-NAMITE-A (AITiN)
0.059	1/8	0.177	1-1/2	-	00568	02488
0.060	1/8	0.180	1-1/2	-	00569	02489
0.060	1/8	0.180	1-1/2	0.005	09019	09159
0.060	1/8	0.180	1-1/2	0.010	09021	09161
0.060	1/8	0.180	1-1/2	0.015	09023	09163
0.062	1/8	0.186	1-1/2	-	00570	02490
0.065	1/8	0.195	1-1/2	-	00571	02491
0.065	1/8	0.195	1-1/2	0.005	09025	09165
0.065	1/8	0.195	1-1/2	0.010	09027	09167
0.065	1/8	0.195	1-1/2	0.015	09029	09169
0.070	1/8	0.210	1-1/2	-	00572	02492
0.070	1/8	0.210	1-1/2	0.005	09031	09171
0.070	1/8	0.210	1-1/2	0.010	09033	09173
0.070	1/8	0.210	1-1/2	0.015	09035	09175
0.075	1/8	0.225	1-1/2	-	04015	04013
0.075	1/8	0.225	1-1/2	0.005	09037	09177
0.075	1/8	0.225	1-1/2	0.010	09039	09179
0.075	1/8	0.225	1-1/2	0.015	09041	09181
0.075	1/8	0.225	1-1/2	0.020	09043	09183
0.078	1/8	0.234	1-1/2	-	00573	02493
0.080	1/8	0.240	1-1/2	-	00574	02494
0.080	1/8	0.240	1-1/2	0.005	09045	09185
0.080	1/8	0.240	1-1/2	0.010	09047	09187
0.080	1/8	0.240	1-1/2	0.015	09049	09189
0.080	1/8	0.240	1-1/2	0.020	09051	09191
0.085	1/8	0.255	1-1/2	-	00575	02495
0.085	1/8	0.255	1-1/2	0.005	09053	09193
0.085	1/8	0.255	1-1/2	0.010	09055	09195
0.085	1/8	0.255	1-1/2	0.015	09057	09197
0.085	1/8	0.255	1-1/2	0.020	09059	09199
0.090	1/8	0.270	1-1/2	-	00576	02496
0.090	1/8	0.270	1-1/2	0.005	09061	09201
0.090	1/8	0.270	1-1/2	0.010	09063	09203
0.090	1/8	0.270	1-1/2	0.015	09065	09205
0.090	1/8	0.270	1-1/2	0.020	09067	09207
0.093	1/8	0.279	1-1/2	-	00577	02497

continued on next page

TOLERANCES (inch)

.004-.120 DIAMETER
DC = +0.000/-0.001
DCON = h₆
RE = +0.0000/-0.0005

- STEELS
- STAINLESS STEELS
- CAST IRON
- HIGH TEMP ALLOYS
- TITANIUM
- HARDENED STEELS
- NON-FERROUS
- PLASTICS/COMPOSITES

M4 • M4CR • 3xD
FRACTIONAL SERIES

continued

CUTTING DIAMETER DC	SHANK DIAMETER DCON	inch			EDP NO.	
		LENGTH OF CUT APMX	OVERALL LENGTH LF	CORNER RADIUS RE	UNCOATED	TI-NAMITE-A (AITiN)
0.095	1/8	0.285	1-1/2	-	00578	02498
0.095	1/8	0.285	1-1/2	0.005	09069	09209
0.095	1/8	0.285	1-1/2	0.010	09071	09211
0.095	1/8	0.285	1-1/2	0.015	09073	09213
0.095	1/8	0.285	1-1/2	0.020	09075	09215
0.100	1/8	0.300	1-1/2	-	00579	02499
0.100	1/8	0.300	1-1/2	0.005	09077	09217
0.100	1/8	0.300	1-1/2	0.010	09079	09219
0.100	1/8	0.300	1-1/2	0.015	09081	09221
0.100	1/8	0.300	1-1/2	0.020	09083	09223
0.100	1/8	0.300	1-1/2	0.030	09085	09225
0.105	1/8	0.315	1-1/2	-	00580	02500
0.105	1/8	0.315	1-1/2	0.005	09087	09227
0.105	1/8	0.315	1-1/2	0.010	09089	09229
0.105	1/8	0.315	1-1/2	0.015	09091	09231
0.105	1/8	0.315	1-1/2	0.020	09093	09233
0.105	1/8	0.315	1-1/2	0.030	09095	09235
0.110	1/8	0.330	1-1/2	-	00581	02501
0.110	1/8	0.330	1-1/2	0.005	09097	09237
0.110	1/8	0.330	1-1/2	0.010	09099	09239
0.110	1/8	0.330	1-1/2	0.015	09101	09241
0.110	1/8	0.330	1-1/2	0.020	09103	09243
0.110	1/8	0.330	1-1/2	0.030	09105	09245
0.115	1/8	0.345	1-1/2	-	00582	02502
0.115	1/8	0.345	1-1/2	0.005	09107	09247
0.115	1/8	0.345	1-1/2	0.010	09109	09249
0.115	1/8	0.345	1-1/2	0.015	09111	09251
0.115	1/8	0.345	1-1/2	0.020	09113	09253
0.115	1/8	0.345	1-1/2	0.030	09115	09255
0.120	1/8	0.360	1-1/2	-	00583	02503
0.120	1/8	0.360	1-1/2	0.005	09117	09257
0.120	1/8	0.360	1-1/2	0.010	09119	09259
0.120	1/8	0.360	1-1/2	0.015	09121	09261
0.120	1/8	0.360	1-1/2	0.020	09123	09263
0.120	1/8	0.360	1-1/2	0.030	09125	09265

KYOCERA Solid Tools

SGS Solid Tools

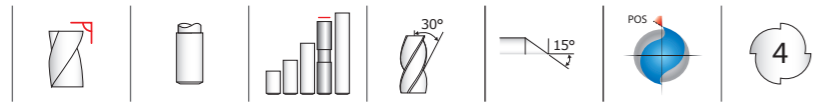
SGS Micro Tools

KYOCERA Solid Tools

SGS Solid Tools

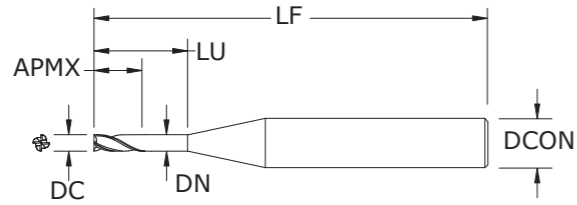
SGS Micro Tools

FRACTIONAL
M4 • 3xD • 8xD Overall Reach



M4 • 3xD
8xD
FRACTIONAL SERIES

- Four flute design allows for higher feed rates and decreased deflection, improving productivity and surface finish.
- Proprietary coating allows for superior chip flow, driving industry leading productivity and value, even at low spindle speeds.
- High performance carbide substrate designed specifically for Micro Tool applications.
- Broad portfolio, offering consistent lengths of cut, to ensure application demands are met.
- Advanced geometries that extend tool life, reduce chatter, cut cycle times, and improve part quality.
- All tools in stock to meet customer order requirements.
- All micro tools are manufactured in accordance with the KSPT ISO certified quality procedures.



New Expanded Tools

TOLERANCES (inch)

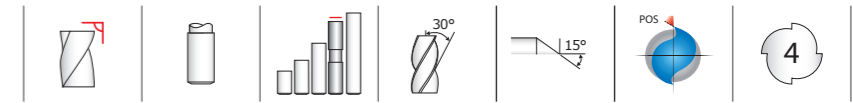
.010-.120 DIAMETER
DC = +0.000/-0.001
DCON = h₆

- STEELS
- STAINLESS STEELS
- CAST IRON
- HIGH TEMP ALLOYS
- TITANIUM
- HARDENED STEELS
- NON-FERROUS
- PLASTICS/COMPOSITES

inch						EDP NO.	
CUTTING DIAMETER DC	SHANK DIAMETER DCON	LENGTH OF CUT APMX	REACH LU	NECK DIAMETER DN	OVERALL LENGTH LF	UNCOATED	TI-NAMITE-A (AITIN)
0.010	1/8	0.030	0.080	0.009	1-1/2	09839	03454
0.015	1/8	0.045	0.120	0.014	1-1/2	09841	03455
0.020	1/8	0.060	0.160	0.018	1-1/2	09843	03456
0.025	1/8	0.075	0.200	0.023	1-1/2	09845	03457
0.030	1/8	0.090	0.240	0.028	1-1/2	09847	03458
0.031	1/8	0.093	0.248	0.029	1-1/2	09849	03459
0.035	1/8	0.105	0.280	0.032	1-1/2	09851	03460
0.040	1/8	0.120	0.320	0.037	1-1/2	09853	03461
0.045	1/8	0.135	0.360	0.042	2	09855	03462
0.047	1/8	0.141	0.376	0.044	2	09857	03463
0.050	1/8	0.150	0.400	0.047	2	09859	03464
0.055	1/8	0.165	0.440	0.051	2	09861	03465
0.060	1/8	0.180	0.480	0.056	2	09863	03466
0.062	1/8	0.186	0.496	0.058	2	09865	03467
0.065	1/8	0.195	0.520	0.061	2	09867	03468
0.070	1/8	0.210	0.560	0.065	2	09869	03469
0.075	1/8	0.225	0.600	0.070	2	09871	03470
0.078	1/8	0.234	0.624	0.073	2	09873	03471
0.080	1/8	0.240	0.640	0.075	2	09875	03472
0.085	1/8	0.255	0.680	0.079	2	09877	03473
0.090	1/8	0.270	0.720	0.084	2	09879	03474
0.093	1/8	0.279	0.744	0.087	2	09881	03475
0.095	1/8	0.285	0.760	0.089	2	09883	03476
0.100	1/8	0.300	0.800	0.094	2	09885	03477
0.110	1/8	0.330	0.880	0.103	2	09887	03478
0.115	1/8	0.345	0.920	0.108	2	09889	03479
0.120	1/8	0.360	0.960	0.112	2	09891	03480

FRACTIONAL

M4 • 3xD • 12xD Overall Reach

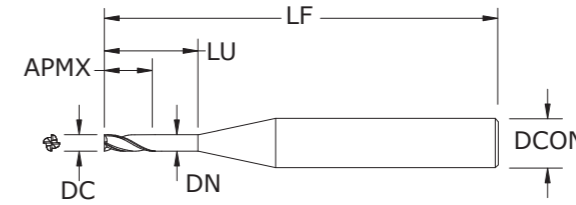


New Expanded Tools

TOLERANCES (inch)

.010-.120 DIAMETER
DC = +0.000/-0.001
DCON = h₆

- STEELS
- STAINLESS STEELS
- CAST IRON
- HIGH TEMP ALLOYS
- TITANIUM
- HARDENED STEELS
- NON-FERROUS
- PLASTICS/COMPOSITES



M4 • 3xD
12xD
FRACTIONAL SERIES

- Four flute design allows for higher feed rates and decreased deflection, improving productivity and surface finish.
- Proprietary coating allows for superior chip flow, driving industry leading productivity and value, even at low spindle speeds.
- High performance carbide substrate designed specifically for Micro Tool applications.
- Broad portfolio, offering consistent lengths of cut, to ensure application demands are met.
- Advanced geometries that extend tool life, reduce chatter, cut cycle times, and improve part quality.
- All tools in stock to meet customer order requirements.
- All micro tools are manufactured in accordance with the KSPT ISO certified quality procedures.

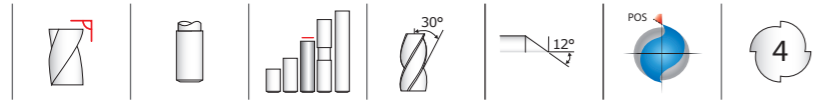
inch						EDP NO.	
CUTTING DIAMETER DC	SHANK DIAMETER DCON	LENGTH OF CUT APMX	REACH LU	NECK DIAMETER DN	OVERALL LENGTH LF	UNCOATED	TI-NAMITE-A (AITIN)
0.010	1/8	0.030	0.120	0.009	1-1/2	09838	03481
0.015	1/8	0.045	0.180	0.014	1-1/2	09840	03482
0.020	1/8	0.060	0.240	0.018	1-1/2	09842	03483
0.025	1/8	0.075	0.300	0.023	1-1/2	09844	03484
0.030	1/8	0.090	0.360	0.028	2	09846	03485
0.031	1/8	0.093	0.372	0.029	2	09848	03486
0.035	1/8	0.105	0.420	0.032	2	09850	03487
0.040	1/8	0.120	0.480	0.037	2	09852	03488
0.045	1/8	0.135	0.540	0.042	2	09854	03489
0.047	1/8	0.141	0.564	0.044	2	09856	03490
0.050	1/8	0.150	0.600	0.047	2	09858	03491
0.055	1/8	0.165	0.660	0.051	2	09860	03492
0.060	1/8	0.180	0.720	0.056	2	09862	03493
0.062	1/8	0.186	0.744	0.058	2	09864	03494
0.065	1/8	0.195	0.780	0.061	2	09866	03495
0.070	1/8	0.210	0.840	0.065	2	09868	03496
0.075	1/8	0.225	0.900	0.070	2	09870	03497
0.078	1/8	0.234	0.936	0.073	2-1/2	09872	03498
0.080	1/8	0.240	0.960	0.075	2-1/2	09874	03499
0.085	1/8	0.255	1.020	0.079	2-1/2	09876	03500
0.090	1/8	0.270	1.080	0.084	2-1/2	09878	03501
0.093	1/8	0.279	1.116	0.087	2-1/2	09880	03502
0.095	1/8	0.285	1.140	0.089	2-1/2	09882	03503
0.100	1/8	0.300	1.200	0.094	2-1/2	09884	03504
0.110	1/8	0.330	1.320	0.103	2-1/2	09886	03505
0.115	1/8	0.345	1.380	0.108	2-1/2	09888	03506
0.120	1/8	0.360	1.440	0.112	2-1/2	09890	03507

KYOCERA Solid Tools

SGS Solid Tools

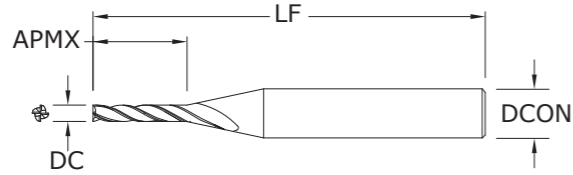
SGS Micro Tools

FRACTIONAL
M4L • 5xD



M4L • 5xD
FRACTIONAL SERIES

- Four flute design allows for higher feed rates and decreased deflection, improving productivity and surface finish.
- Proprietary coating allows for superior chip flow, driving industry leading productivity and value, even at low spindle speeds.
- High performance carbide substrate designed specifically for Micro Tool applications.
- Broad portfolio, offering consistent lengths of cut, to ensure application demands are met.
- Advanced geometries that extend tool life, reduce chatter, cut cycle times, and improve part quality.
- All tools in stock to meet customer order requirements.
- All micro tools are manufactured in accordance with the KSPT ISO certified quality procedures.



New Expanded Tools

TOLERANCES (inch)

.010-.120 DIAMETER
DC = +0.000/-0.001
DCON = h₆

- STEELS
- STAINLESS STEELS
- CAST IRON
- HIGH TEMP ALLOYS
- TITANIUM
- HARDENED STEELS
- NON-FERROUS
- PLASTICS/COMPOSITES

CUTTING DIAMETER DC	SHANK DIAMETER DCON	LENGTH OF CUT APMX	OVERALL LENGTH LF	EDP NO.	
				UNCOATED	TI-NAMITE-A (AITiN)
0.010	1/8	0.050	2-1/2	00584	02640
0.015	1/8	0.075	2-1/2	00585	02641
0.020	1/8	0.100	2-1/2	00586	02642
0.025	1/8	0.125	2-1/2	00587	02643
0.030	1/8	0.150	2-1/2	00588	02644
0.031	1/8	0.155	2-1/2	00589	02645
0.035	1/8	0.175	2-1/2	00590	02646
0.040	1/8	0.200	2-1/2	00591	02647
0.045	1/8	0.225	2-1/2	00592	02648
0.047	1/8	0.235	2-1/2	00593	02649
0.050	1/8	0.250	2-1/2	00594	02650
0.055	1/8	0.275	2-1/2	00595	02651
0.060	1/8	0.300	2-1/2	00596	02652
0.062	1/8	0.310	2-1/2	00597	02653
0.065	1/8	0.325	2-1/2	00598	02654
0.070	1/8	0.350	2-1/2	00599	02655
0.075	1/8	0.375	2-1/2	00600	02656
0.078	1/8	0.390	2-1/2	00601	02657
0.080	1/8	0.400	2-1/2	00602	02658
0.085	1/8	0.425	2-1/2	00603	02659
0.090	1/8	0.450	2-1/2	00604	02660
0.093	1/8	0.465	2-1/2	00605	02661
0.095	1/8	0.475	2-1/2	00606	02662
0.100	1/8	0.500	2-1/2	00607	02663
0.110	1/8	0.550	2-1/2	00608	02664
0.115	1/8	0.575	2-1/2	00609	02665
0.120	1/8	0.600	2-1/2	00610	02666

FRACTIONAL
M4E • 8xD

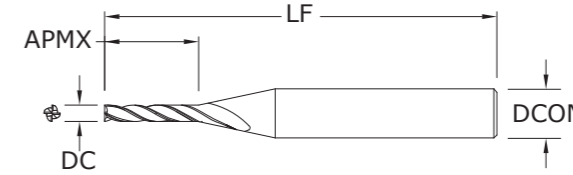


New Expanded Tools

TOLERANCES (inch)

.010-.120 DIAMETER
DC = +0.000/-0.001
DCON = h₆

- STEELS
- STAINLESS STEELS
- CAST IRON
- HIGH TEMP ALLOYS
- TITANIUM
- HARDENED STEELS
- NON-FERROUS
- PLASTICS/COMPOSITES

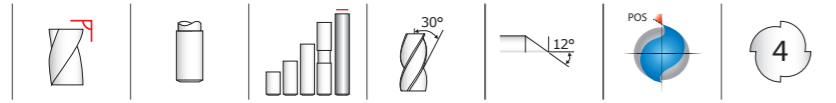


M4E • 8xD
FRACTIONAL SERIES

CUTTING DIAMETER DC	SHANK DIAMETER DCON	LENGTH OF CUT APMX	OVERALL LENGTH LF	EDP NO.	
				UNCOATED	TI-NAMITE-A (AITiN)
0.010	1/8	0.080	2-1/2	00611	02667
0.015	1/8	0.120	2-1/2	00612	02668
0.020	1/8	0.160	2-1/2	00613	02669
0.025	1/8	0.200	2-1/2	00614	02670
0.030	1/8	0.240	2-1/2	00615	02671
0.031	1/8	0.248	2-1/2	00616	02672
0.035	1/8	0.280	2-1/2	00617	02673
0.040	1/8	0.320	2-1/2	00618	02674
0.045	1/8	0.360	2-1/2	00619	02675
0.047	1/8	0.376	2-1/2	00620	02676
0.050	1/8	0.400	2-1/2	00621	02677
0.055	1/8	0.440	2-1/2	00622	02678
0.060	1/8	0.480	2-1/2	00623	02679
0.062	1/8	0.496	2-1/2	00624	02680
0.065	1/8	0.520	2-1/2	00625	02681
0.070	1/8	0.560	2-1/2	00626	02682
0.075	1/8	0.600	2-1/2	00627	02683
0.078	1/8	0.624	2-1/2	00628	02684
0.080	1/8	0.640	2-1/2	00629	02685
0.085	1/8	0.680	2-1/2	00630	02686
0.090	1/8	0.720	2-1/2	00631	02687
0.093	1/8	0.744	2-1/2	00632	02688
0.095	1/8	0.760	2-1/2	00633	02689
0.100	1/8	0.800	2-1/2	00634	02690
0.110	1/8	0.880	2-1/2	00635	02691
0.115	1/8	0.920	2-1/2	00636	02692
0.120	1/8	0.960	2-1/2	00637	02693

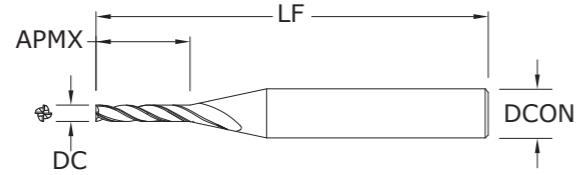
- Four flute design allows for higher feed rates and decreased deflection, improving productivity and surface finish.
- Proprietary coating allows for superior chip flow, driving industry leading productivity and value, even at low spindle speeds.
- High performance carbide substrate designed specifically for Micro Tool applications.
- Broad portfolio, offering consistent lengths of cut, to ensure application demands are met.
- Advanced geometries that extend tool life, reduce chatter, cut cycle times, and improve part quality.
- All tools in stock to meet customer order requirements.
- All micro tools are manufactured in accordance with the KSPT ISO certified quality procedures.

FRACTIONAL
M4X • 12xD



M4X • 12xD
FRACTIONAL SERIES

- Four flute design allows for higher feed rates and decreased deflection, improving productivity and surface finish.
- Proprietary coating allows for superior chip flow, driving industry leading productivity and value, even at low spindle speeds.
- High performance carbide substrate designed specifically for Micro Tool applications.
- Broad portfolio, offering consistent lengths of cut, to ensure application demands are met.
- Advanced geometries that extend tool life, reduce chatter, cut cycle times, and improve part quality.
- All tools in stock to meet customer order requirements.
- All micro tools are manufactured in accordance with the KSPT ISO certified quality procedures.



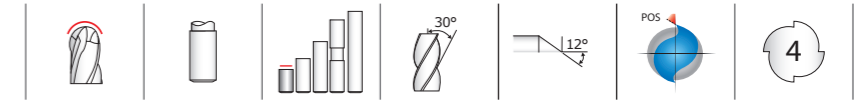
CUTTING DIAMETER DC	SHANK DIAMETER DCON	LENGTH OF CUT APMX	OVERALL LENGTH LF	EDP NO.	
				UNCOATED	TI-NAMITE-A (AITiN)
0.015	1/8	0.180	2-1/2	00639	02694
0.020	1/8	0.240	2-1/2	00640	02695
0.025	1/8	0.300	2-1/2	00641	02696
0.030	1/8	0.360	2-1/2	00642	02697
0.031	1/8	0.372	2-1/2	00643	02698
0.035	1/8	0.420	2-1/2	00644	02699
0.040	1/8	0.480	2-1/2	00645	02700
0.045	1/8	0.540	2-1/2	00646	02701
0.047	1/8	0.564	2-1/2	00647	02702
0.050	1/8	0.600	2-1/2	00648	02703
0.055	1/8	0.660	2-1/2	00649	02704
0.060	1/8	0.720	2-1/2	00650	02705
0.062	1/8	0.744	2-1/2	00651	02706
0.065	1/8	0.780	2-1/2	00652	02707
0.070	1/8	0.840	2-1/2	00653	02708
0.075	1/8	0.900	2-1/2	00654	02709
0.078	1/8	0.936	2-1/2	00655	02710
0.080	1/8	0.960	2-1/2	00656	02711
0.085	1/8	1.020	2-1/2	00657	02712
0.090	1/8	1.080	2-1/2	00658	02713
0.093	1/8	1.116	2-1/2	00659	02714
0.095	1/8	1.140	2-1/2	00660	02715
0.100	1/8	1.200	2-1/2	00661	02716
0.110	1/8	1.320	2-1/2	00662	02717
0.115	1/8	1.380	2-1/2	00663	02718
0.120	1/8	1.440	2-1/2	00664	02719

New Expanded Tools

TOLERANCES (inch)
.015-.120 DIAMETER
DC = +0.000/-0.001
DCON = h₆

- STEELS
- STAINLESS STEELS
- CAST IRON
- HIGH TEMP ALLOYS
- TITANIUM
- HARDENED STEELS
- NON-FERROUS
- PLASTICS/COMPOSITES

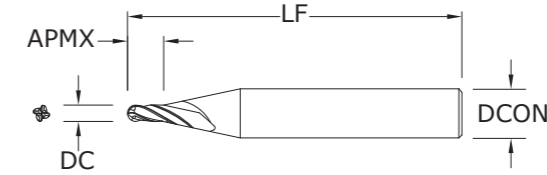
FRACTIONAL
M4B • 1.5xD



New Expanded Tools

TOLERANCES (inch)
.010-.120 DIAMETER
DC = +0.000/-0.001
DCON = h₆

- STEELS
- STAINLESS STEELS
- CAST IRON
- HIGH TEMP ALLOYS
- TITANIUM
- HARDENED STEELS
- NON-FERROUS
- PLASTICS/COMPOSITES



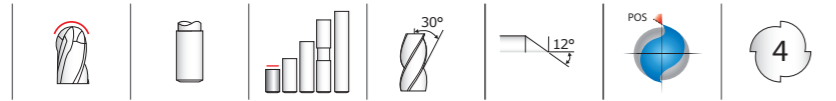
CUTTING DIAMETER DC	SHANK DIAMETER DCON	LENGTH OF CUT APMX	OVERALL LENGTH LF	EDP NO.	
				UNCOATED	TI-NAMITE-A (AITiN)
0.010	1/8	0.015	1-1/2	00745	03071
0.011	1/8	0.017	1-1/2	00746	03072
0.012	1/8	0.018	1-1/2	00747	03073
0.013	1/8	0.020	1-1/2	00748	03074
0.014	1/8	0.021	1-1/2	00749	03075
0.015	1/8	0.023	1-1/2	00750	03076
0.016	1/8	0.024	1-1/2	00751	03077
0.017	1/8	0.026	1-1/2	00752	03078
0.018	1/8	0.027	1-1/2	00753	03079
0.019	1/8	0.029	1-1/2	00754	03080
0.020	1/8	0.030	1-1/2	00755	03081
0.021	1/8	0.032	1-1/2	00756	03082
0.022	1/8	0.033	1-1/2	00757	03083
0.023	1/8	0.035	1-1/2	00758	03084
0.024	1/8	0.036	1-1/2	00759	03085
0.025	1/8	0.038	1-1/2	00760	03086
0.026	1/8	0.039	1-1/2	00761	03087
0.027	1/8	0.041	1-1/2	00762	03088
0.028	1/8	0.042	1-1/2	00763	03089
0.029	1/8	0.044	1-1/2	00764	03090
0.030	1/8	0.045	1-1/2	00765	03091
0.031	1/8	0.047	1-1/2	00766	03092
0.032	1/8	0.048	1-1/2	00767	03093
0.033	1/8	0.050	1-1/2	00768	03094
0.034	1/8	0.051	1-1/2	00769	03095
0.035	1/8	0.053	1-1/2	00770	03096
0.036	1/8	0.054	1-1/2	00771	03097
0.037	1/8	0.056	1-1/2	00772	03098
0.038	1/8	0.057	1-1/2	00773	03099
0.039	1/8	0.059	1-1/2	00774	03100
0.040	1/8	0.060	1-1/2	00775	03101
0.041	1/8	0.062	1-1/2	00776	02538
0.042	1/8	0.063	1-1/2	00777	02539
0.043	1/8	0.065	1-1/2	00778	02540

RE = 1/2 Cutting Diameter (DC)

continued on next page

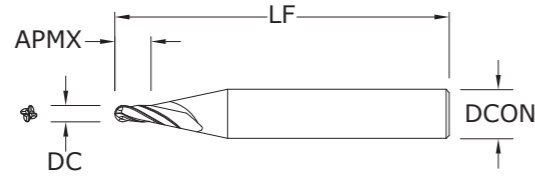
- Four flute design allows for higher feed rates and decreased deflection, improving productivity and surface finish.
- Proprietary coating allows for superior chip flow, driving industry leading productivity and value, even at low spindle speeds.
- High performance carbide substrate designed specifically for Micro Tool applications.
- Broad portfolio, offering consistent lengths of cut, to ensure application demands are met.
- Advanced geometries that extend tool life, reduce chatter, cut cycle times, and improve part quality.
- All tools in stock to meet customer order requirements.
- All micro tools are manufactured in accordance with the KSPT ISO certified quality procedures.

FRACTIONAL
M4B • 1.5xD



M4B • 1.5xD
FRACTIONAL SERIES

continued



New Expanded Tools

TOLERANCES (inch)

.010–.120 DIAMETER

DC = +0.000/-0.001

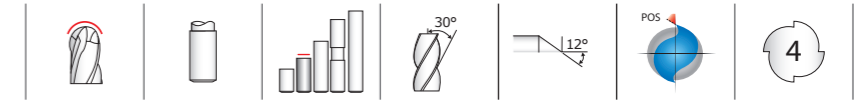
DCON = h₆

- STEELS
- STAINLESS STEELS
- CAST IRON
- HIGH TEMP ALLOYS
- TITANIUM
- HARDENED STEELS
- NON-FERROUS
- PLASTICS/COMPOSITES

CUTTING DIAMETER DC	SHANK DIAMETER DCON	LENGTH OF CUT APMX	OVERALL LENGTH LF	EDP NO.	
				UNCOATED	TI-NAMITE-A (AITiN)
0.044	1/8	0.066	1-1/2	00779	02541
0.045	1/8	0.068	1-1/2	00780	02542
0.046	1/8	0.069	1-1/2	00781	02543
0.047	1/8	0.071	1-1/2	00782	02544
0.048	1/8	0.072	1-1/2	00783	02545
0.049	1/8	0.074	1-1/2	00784	02546
0.050	1/8	0.075	1-1/2	00785	02547
0.051	1/8	0.077	1-1/2	00786	02548
0.052	1/8	0.078	1-1/2	00787	02549
0.053	1/8	0.080	1-1/2	00788	02550
0.054	1/8	0.081	1-1/2	00789	02551
0.055	1/8	0.083	1-1/2	00790	02552
0.056	1/8	0.084	1-1/2	00791	02553
0.057	1/8	0.086	1-1/2	00792	02554
0.058	1/8	0.087	1-1/2	00793	02555
0.059	1/8	0.089	1-1/2	00794	02556
0.060	1/8	0.090	1-1/2	00795	02557
0.062	1/8	0.093	1-1/2	00796	02558
0.065	1/8	0.098	1-1/2	00797	02559
0.070	1/8	0.105	1-1/2	00798	02560
0.075	1/8	0.112	1-1/2	04018	04016
0.078	1/8	0.117	1-1/2	00799	02561
0.080	1/8	0.120	1-1/2	00800	02562
0.085	1/8	0.128	1-1/2	00801	02563
0.090	1/8	0.135	1-1/2	00802	02564
0.093	1/8	0.140	1-1/2	00803	02565
0.095	1/8	0.143	1-1/2	00804	02566
0.100	1/8	0.150	1-1/2	00805	02567
0.105	1/8	0.158	1-1/2	00806	02568
0.110	1/8	0.165	1-1/2	00807	02569
0.115	1/8	0.173	1-1/2	00808	02570
0.120	1/8	0.180	1-1/2	00809	02571

RE = 1/2 Cutting Diameter (DC)

FRACTIONAL
M4B • 3xD



New Expanded Tools

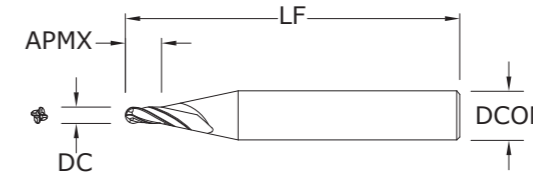
TOLERANCES (inch)

.010–.120 DIAMETER

DC = +0.000/-0.001

DCON = h₆

- STEELS
- STAINLESS STEELS
- CAST IRON
- HIGH TEMP ALLOYS
- TITANIUM
- HARDENED STEELS
- NON-FERROUS
- PLASTICS/COMPOSITES



M4B • 3xD
FRACTIONAL SERIES

CUTTING DIAMETER DC	SHANK DIAMETER DCON	LENGTH OF CUT APMX	OVERALL LENGTH LF	EDP NO.	
				UNCOATED	TI-NAMITE-A (AITiN)
0.010	1/8	0.030	1-1/2	00887	03145
0.011	1/8	0.033	1-1/2	00888	03146
0.012	1/8	0.036	1-1/2	00889	03147
0.013	1/8	0.039	1-1/2	00890	03148
0.014	1/8	0.042	1-1/2	00891	03149
0.015	1/8	0.045	1-1/2	00892	03150
0.016	1/8	0.048	1-1/2	00893	03151
0.017	1/8	0.051	1-1/2	00894	03152
0.018	1/8	0.054	1-1/2	00895	03153
0.019	1/8	0.057	1-1/2	00896	03154
0.020	1/8	0.060	1-1/2	00897	03155
0.021	1/8	0.063	1-1/2	00898	03156
0.022	1/8	0.066	1-1/2	00899	03157
0.023	1/8	0.069	1-1/2	00900	03158
0.024	1/8	0.072	1-1/2	00901	03159
0.025	1/8	0.075	1-1/2	00902	03160
0.026	1/8	0.078	1-1/2	00903	03161
0.027	1/8	0.081	1-1/2	00904	03162
0.028	1/8	0.084	1-1/2	00905	03163
0.029	1/8	0.087	1-1/2	00906	03164
0.030	1/8	0.090	1-1/2	00907	03165
0.031	1/8	0.093	1-1/2	00908	03166
0.032	1/8	0.096	1-1/2	00909	03167
0.033	1/8	0.099	1-1/2	00910	03168
0.034	1/8	0.102	1-1/2	00911	03169
0.035	1/8	0.105	1-1/2	00912	03170
0.036	1/8	0.108	1-1/2	00913	03171
0.037	1/8	0.111	1-1/2	00914	03172
0.038	1/8	0.114	1-1/2	00915	03173
0.039	1/8	0.117	1-1/2	00916	03174
0.040	1/8	0.120	1-1/2	00917	03175
0.041	1/8	0.123	1-1/2	00918	02606
0.042	1/8	0.126	1-1/2	00919	02607
0.043	1/8	0.129	1-1/2	00920	02608

RE = 1/2 Cutting Diameter (DC)

continued on next page

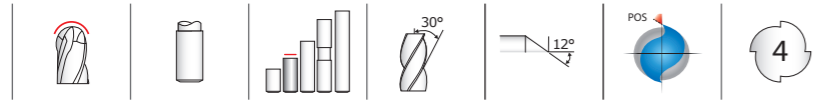
- Four flute design allows for higher feed rates and decreased deflection, improving productivity and surface finish.
- Proprietary coating allows for superior chip flow, driving industry leading productivity and value, even at low spindle speeds.
- High performance carbide substrate designed specifically for Micro Tool applications.
- Broad portfolio, offering consistent lengths of cut, to ensure application demands are met.
- Advanced geometries that extend tool life, reduce chatter, cut cycle times, and improve part quality.
- All tools in stock to meet customer order requirements.
- All micro tools are manufactured in accordance with the KSPT ISO certified quality procedures.

KYOCERA Solid Tools

SGS Solid Tools

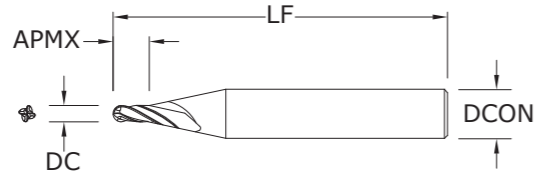
SGS Micro Tools

FRACTIONAL
M4B • 3xD



M4B • 3xD
FRACTIONAL SERIES

continued



inch				EDP NO.	
CUTTING DIAMETER DC	SHANK DIAMETER DCON	LENGTH OF CUT APMX	OVERALL LENGTH LF	UNCOATED	TI-NAMITE-A (AITiN)
0.044	1/8	0.132	1-1/2	00921	02609
0.045	1/8	0.135	1-1/2	00922	02610
0.046	1/8	0.138	1-1/2	00923	02611
0.047	1/8	0.141	1-1/2	00924	02612
0.048	1/8	0.144	1-1/2	00925	02613
0.049	1/8	0.147	1-1/2	00926	02614
0.050	1/8	0.150	1-1/2	00927	02615
0.051	1/8	0.153	1-1/2	00928	02616
0.052	1/8	0.156	1-1/2	00929	02617
0.053	1/8	0.159	1-1/2	00930	02618
0.054	1/8	0.162	1-1/2	00931	02619
0.055	1/8	0.165	1-1/2	00932	02620
0.056	1/8	0.168	1-1/2	00933	02621
0.057	1/8	0.171	1-1/2	00934	02622
0.058	1/8	0.174	1-1/2	00935	02623
0.059	1/8	0.177	1-1/2	00936	02624
0.060	1/8	0.180	1-1/2	00937	02625
0.062	1/8	0.186	1-1/2	00938	02626
0.065	1/8	0.195	1-1/2	00939	02627
0.070	1/8	0.210	1-1/2	00940	02628
0.075	1/8	0.225	1-1/2	04019	04017
0.078	1/8	0.234	1-1/2	00941	02629
0.080	1/8	0.240	1-1/2	00942	02630
0.085	1/8	0.255	1-1/2	00943	02631
0.090	1/8	0.270	1-1/2	00944	02632
0.093	1/8	0.279	1-1/2	00945	02633
0.095	1/8	0.285	1-1/2	00946	02634
0.100	1/8	0.300	1-1/2	00947	02635
0.105	1/8	0.315	1-1/2	00948	02636
0.110	1/8	0.330	1-1/2	00949	02637
0.115	1/8	0.345	1-1/2	00950	02638
0.120	1/8	0.360	1-1/2	00951	02639

RE = 1/2 Cutting Diameter (DC)

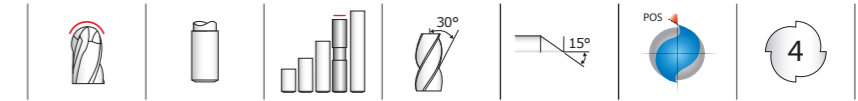
New Expanded Tools

TOLERANCES (inch)

.010-.120 DIAMETER
DC = +0.000/-0.001
DCON = h₆

- STEELS
- STAINLESS STEELS
- CAST IRON
- HIGH TEMP ALLOYS
- TITANIUM
- HARDENED STEELS
- NON-FERROUS
- PLASTICS/COMPOSITES

FRACTIONAL
M4B • 3xD • 8xD Overall Reach

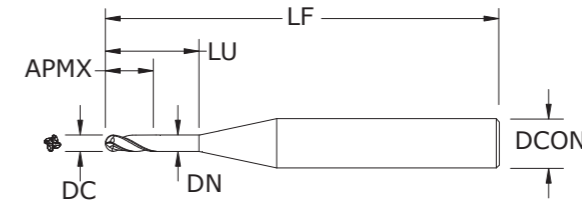


New Expanded Tools

TOLERANCES (inch)

.010-.120 DIAMETER
DC = +0.000/-0.001
DCON = h₆

- STEELS
- STAINLESS STEELS
- CAST IRON
- HIGH TEMP ALLOYS
- TITANIUM
- HARDENED STEELS
- NON-FERROUS
- PLASTICS/COMPOSITES



M4B • 3xD
8xD
FRACTIONAL SERIES

inch						EDP NO.	
CUTTING DIAMETER DC	SHANK DIAMETER DCON	LENGTH OF CUT APMX	REACH LU	NECK DIAMETER DN	OVERALL LENGTH LF	UNCOATED	TI-NAMITE-A (AITiN)
0.010	1/8	0.030	0.080	0.009	1-1/2	09785	03751
0.015	1/8	0.045	0.120	0.014	1-1/2	09787	03752
0.020	1/8	0.060	0.160	0.018	1-1/2	09789	03753
0.025	1/8	0.075	0.200	0.023	1-1/2	09791	03754
0.030	1/8	0.090	0.240	0.028	1-1/2	09793	03755
0.031	1/8	0.093	0.248	0.029	1-1/2	09795	03756
0.035	1/8	0.105	0.280	0.032	1-1/2	09797	03757
0.040	1/8	0.120	0.320	0.037	1-1/2	09799	03758
0.045	1/8	0.135	0.360	0.042	2	09801	03759
0.047	1/8	0.141	0.376	0.044	2	09803	03760
0.050	1/8	0.150	0.400	0.047	2	09805	03761
0.055	1/8	0.165	0.440	0.051	2	09807	03762
0.060	1/8	0.180	0.480	0.056	2	09809	03763
0.062	1/8	0.186	0.496	0.058	2	09811	03764
0.065	1/8	0.195	0.520	0.061	2	09813	03765
0.070	1/8	0.210	0.560	0.065	2	09815	03766
0.075	1/8	0.225	0.600	0.070	2	09817	03767
0.078	1/8	0.234	0.624	0.073	2	09819	03768
0.080	1/8	0.240	0.640	0.075	2	09821	03769
0.085	1/8	0.255	0.680	0.079	2	09823	03770
0.090	1/8	0.270	0.720	0.084	2	09825	03771
0.093	1/8	0.279	0.744	0.087	2	09827	03772
0.095	1/8	0.285	0.760	0.089	2	09829	03773
0.100	1/8	0.300	0.800	0.094	2	09831	03774
0.110	1/8	0.330	0.880	0.103	2	09833	03775
0.115	1/8	0.345	0.920	0.108	2	09835	03776
0.120	1/8	0.360	0.960	0.112	2	09837	03777

RE = 1/2 Cutting Diameter (DC)

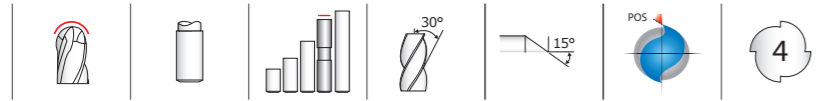
- Four flute design allows for higher feed rates and decreased deflection, improving productivity and surface finish.
- Proprietary coating allows for superior chip flow, driving industry leading productivity and value, even at low spindle speeds.
- High performance carbide substrate designed specifically for Micro Tool applications.
- Broad portfolio, offering consistent lengths of cut, to ensure application demands are met.
- Advanced geometries that extend tool life, reduce chatter, cut cycle times, and improve part quality.
- All tools in stock to meet customer order requirements.
- All micro tools are manufactured in accordance with the KSPT ISO certified quality procedures.

KYOCERA Solid Tools

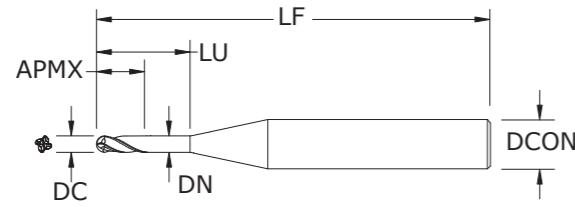
SGS Solid Tools

SGS Micro Tools

FRACTIONAL
M4B • 3xD • 12xD Overall Reach



M4B • 3xD
12xD
FRACTIONAL SERIES



New Expanded Tools

TOLERANCES (inch)

.010–.120 DIAMETER
DC = +0.000/-0.001
DCON = h₆

- STEELS
- STAINLESS STEELS
- CAST IRON
- HIGH TEMP ALLOYS
- TITANIUM
- HARDENED STEELS
- NON-FERROUS
- PLASTICS/COMPOSITES

- Four flute design allows for higher feed rates and decreased deflection, improving productivity and surface finish.
- Proprietary coating allows for superior chip flow, driving industry leading productivity and value, even at low spindle speeds.
- High performance carbide substrate designed specifically for Micro Tool applications.
- Broad portfolio, offering consistent lengths of cut, to ensure application demands are met.
- Advanced geometries that extend tool life, reduce chatter, cut cycle times, and improve part quality.
- All tools in stock to meet customer order requirements.
- All micro tools are manufactured in accordance with the KSPT ISO certified quality procedures.

inch						EDP NO.	
CUTTING DIAMETER DC	SHANK DIAMETER DCON	LENGTH OF CUT APMX	REACH LU	NECK DIAMETER DN	OVERALL LENGTH LF	UNCOATED	TI-NAMITE-A (AITiN)
0.010	1/8	0.030	0.120	0.009	1-1/2	09784	03778
0.015	1/8	0.045	0.180	0.014	1-1/2	09786	03779
0.020	1/8	0.060	0.240	0.018	1-1/2	09788	03780
0.025	1/8	0.075	0.300	0.023	1-1/2	09790	03781
0.030	1/8	0.090	0.360	0.028	2	09792	03782
0.031	1/8	0.093	0.372	0.029	2	09794	03783
0.035	1/8	0.105	0.420	0.032	2	09796	03784
0.040	1/8	0.120	0.480	0.037	2	09798	03785
0.045	1/8	0.135	0.540	0.042	2	09800	03786
0.047	1/8	0.141	0.564	0.044	2	09802	03787
0.050	1/8	0.150	0.600	0.047	2	09804	03788
0.055	1/8	0.165	0.660	0.051	2	09806	03789
0.060	1/8	0.180	0.720	0.056	2	09808	03790
0.062	1/8	0.186	0.744	0.058	2	09810	03791
0.065	1/8	0.195	0.780	0.061	2	09812	03792
0.070	1/8	0.210	0.840	0.065	2	09814	03793
0.075	1/8	0.225	0.900	0.070	2	09816	03794
0.078	1/8	0.234	0.936	0.073	2-1/2	09818	03795
0.080	1/8	0.240	0.960	0.075	2-1/2	09820	03796
0.085	1/8	0.255	1.020	0.079	2-1/2	09822	03797
0.090	1/8	0.270	1.080	0.084	2-1/2	09824	03798
0.093	1/8	0.279	1.116	0.087	2-1/2	09826	03799
0.095	1/8	0.285	1.140	0.089	2-1/2	09828	03800
0.100	1/8	0.300	1.200	0.094	2-1/2	09830	03801
0.110	1/8	0.330	1.320	0.103	2-1/2	09832	03802
0.115	1/8	0.345	1.380	0.108	2-1/2	09834	03803
0.120	1/8	0.360	1.440	0.112	2-1/2	09836	03804

RE = 1/2 Cutting Diameter (DC)

FRACTIONAL
M4LB • 5xD

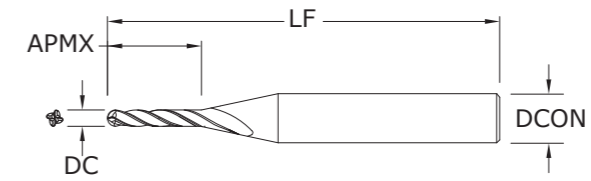


New Expanded Tools

TOLERANCES (inch)

.010–.120 DIAMETER
DC = +0.000/-0.001
DCON = h₆

- STEELS
- STAINLESS STEELS
- CAST IRON
- HIGH TEMP ALLOYS
- TITANIUM
- HARDENED STEELS
- NON-FERROUS
- PLASTICS/COMPOSITES



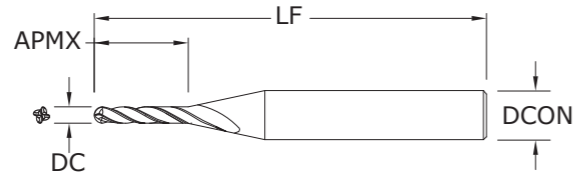
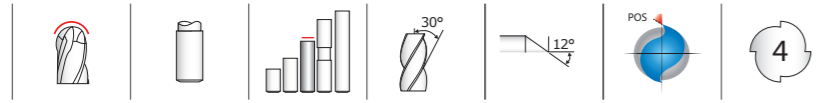
M4LB • 5xD
FRACTIONAL SERIES

inch				EDP NO.	
CUTTING DIAMETER DC	SHANK DIAMETER DCON	LENGTH OF CUT APMX	OVERALL LENGTH LF	UNCOATED	TI-NAMITE-A (AITiN)
0.010	1/8	0.050	2-1/2	00952	02720
0.015	1/8	0.075	2-1/2	00953	02721
0.020	1/8	0.100	2-1/2	00954	02722
0.025	1/8	0.125	2-1/2	00955	02723
0.030	1/8	0.150	2-1/2	00956	02724
0.031	1/8	0.155	2-1/2	00957	02725
0.035	1/8	0.175	2-1/2	00958	02726
0.040	1/8	0.200	2-1/2	00959	02727
0.045	1/8	0.225	2-1/2	00960	02728
0.047	1/8	0.235	2-1/2	00961	02729
0.050	1/8	0.250	2-1/2	00962	02730
0.055	1/8	0.275	2-1/2	00963	02731
0.060	1/8	0.300	2-1/2	00964	02732
0.062	1/8	0.310	2-1/2	00965	02733
0.065	1/8	0.325	2-1/2	00966	02734
0.070	1/8	0.350	2-1/2	00967	02735
0.075	1/8	0.375	2-1/2	00968	02736
0.078	1/8	0.390	2-1/2	00969	02737
0.080	1/8	0.400	2-1/2	00970	02738
0.085	1/8	0.425	2-1/2	00971	02739
0.090	1/8	0.450	2-1/2	00972	02740
0.093	1/8	0.465	2-1/2	00973	02741
0.095	1/8	0.475	2-1/2	00974	02742
0.100	1/8	0.500	2-1/2	00975	02743
0.110	1/8	0.550	2-1/2	00976	02744
0.115	1/8	0.575	2-1/2	00977	02745
0.120	1/8	0.600	2-1/2	00978	02746

RE = 1/2 Cutting Diameter (DC)

- Four flute design allows for higher feed rates and decreased deflection, improving productivity and surface finish.
- Proprietary coating allows for superior chip flow, driving industry leading productivity and value, even at low spindle speeds.
- High performance carbide substrate designed specifically for Micro Tool applications.
- Broad portfolio, offering consistent lengths of cut, to ensure application demands are met.
- Advanced geometries that extend tool life, reduce chatter, cut cycle times, and improve part quality.
- All tools in stock to meet customer order requirements.
- All micro tools are manufactured in accordance with the KSPT ISO certified quality procedures.

FRACTIONAL
M4EB • 8xD



M4EB • 8xD
FRACTIONAL SERIES

- Four flute design allows for higher feed rates and decreased deflection, improving productivity and surface finish.
- Proprietary coating allows for superior chip flow, driving industry leading productivity and value, even at low spindle speeds.
- High performance carbide substrate designed specifically for Micro Tool applications.
- Broad portfolio, offering consistent lengths of cut, to ensure application demands are met.
- Advanced geometries that extend tool life, reduce chatter, cut cycle times, and improve part quality.
- All tools in stock to meet customer order requirements.
- All micro tools are manufactured in accordance with the KSPT ISO certified quality procedures.

inch				EDP NO.	
CUTTING DIAMETER DC	SHANK DIAMETER DCON	LENGTH OF CUT APMX	OVERALL LENGTH LF	UNCOATED	TI-NAMITE-A (AITiN)
0.010	1/8	0.080	2-1/2	00979	02747
0.015	1/8	0.120	2-1/2	00980	02748
0.020	1/8	0.160	2-1/2	00981	02749
0.025	1/8	0.200	2-1/2	00982	02750
0.030	1/8	0.240	2-1/2	00983	02751
0.031	1/8	0.248	2-1/2	00984	02752
0.035	1/8	0.280	2-1/2	00985	02753
0.040	1/8	0.320	2-1/2	00986	02754
0.045	1/8	0.360	2-1/2	00987	02755
0.047	1/8	0.376	2-1/2	00988	02756
0.050	1/8	0.400	2-1/2	00989	02757
0.055	1/8	0.440	2-1/2	00990	02758
0.060	1/8	0.480	2-1/2	00991	02759
0.062	1/8	0.496	2-1/2	00992	02760
0.065	1/8	0.520	2-1/2	00993	02761
0.070	1/8	0.560	2-1/2	00994	02762
0.075	1/8	0.600	2-1/2	00995	02763
0.078	1/8	0.624	2-1/2	00996	02764
0.080	1/8	0.640	2-1/2	00997	02765
0.085	1/8	0.680	2-1/2	00998	02766
0.090	1/8	0.720	2-1/2	00999	02767
0.093	1/8	0.744	2-1/2	01000	02768
0.095	1/8	0.760	2-1/2	01001	02769
0.100	1/8	0.800	2-1/2	01002	02770
0.110	1/8	0.880	2-1/2	01003	02771
0.115	1/8	0.920	2-1/2	01004	02772
0.120	1/8	0.960	2-1/2	01005	02773

RE = 1/2 Cutting Diameter (DC)

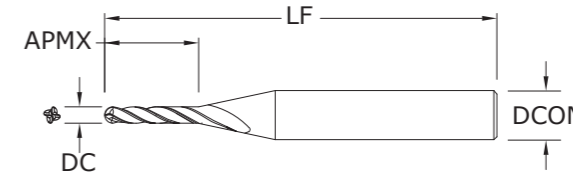
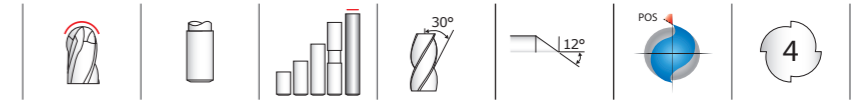
New Expanded Tools

TOLERANCES (inch)

.010-.120 DIAMETER
DC = +0.000/-0.001
DCON = h₆

- STEELS
- STAINLESS STEELS
- CAST IRON
- HIGH TEMP ALLOYS
- TITANIUM
- HARDENED STEELS
- NON-FERROUS
- PLASTICS/COMPOSITES

FRACTIONAL
M4XB • 12xD



M4XB • 12xD
FRACTIONAL SERIES

New Expanded Tools

TOLERANCES (inch)

.015-.120 DIAMETER
DC = +0.000/-0.001
DCON = h₆

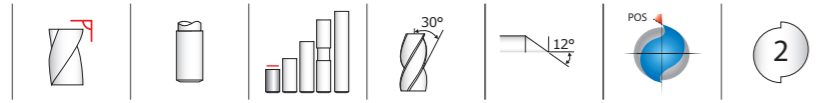
- STEELS
- STAINLESS STEELS
- CAST IRON
- HIGH TEMP ALLOYS
- TITANIUM
- HARDENED STEELS
- NON-FERROUS
- PLASTICS/COMPOSITES

inch				EDP NO.	
CUTTING DIAMETER DC	SHANK DIAMETER DCON	LENGTH OF CUT APMX	OVERALL LENGTH LF	UNCOATED	TI-NAMITE-A (AITiN)
0.015	1/8	0.180	2-1/2	01007	02774
0.020	1/8	0.240	2-1/2	01008	02775
0.025	1/8	0.300	2-1/2	01009	02776
0.030	1/8	0.360	2-1/2	01010	02777
0.031	1/8	0.372	2-1/2	01011	02778
0.035	1/8	0.420	2-1/2	01012	02779
0.040	1/8	0.480	2-1/2	01013	02780
0.045	1/8	0.540	2-1/2	01014	02781
0.047	1/8	0.564	2-1/2	01015	02782
0.050	1/8	0.600	2-1/2	01016	02783
0.055	1/8	0.660	2-1/2	01017	02784
0.060	1/8	0.720	2-1/2	01018	02785
0.062	1/8	0.744	2-1/2	01019	02786
0.065	1/8	0.780	2-1/2	01020	02787
0.070	1/8	0.840	2-1/2	01021	02788
0.075	1/8	0.900	2-1/2	01022	02789
0.078	1/8	0.936	2-1/2	01023	02790
0.080	1/8	0.960	2-1/2	01024	02791
0.085	1/8	1.020	2-1/2	01025	02792
0.090	1/8	1.080	2-1/2	01026	02793
0.093	1/8	1.116	2-1/2	01027	02794
0.095	1/8	1.140	2-1/2	01028	02795
0.100	1/8	1.200	2-1/2	01029	02796
0.110	1/8	1.320	2-1/2	01030	02797
0.115	1/8	1.380	2-1/2	01031	02798
0.120	1/8	1.440	2-1/2	01032	02799

RE = 1/2 Cutting Diameter (DC)

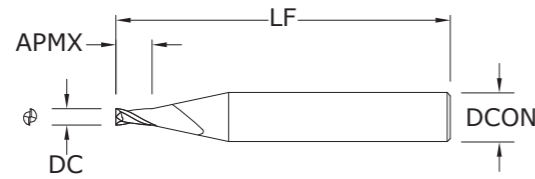
- Four flute design allows for higher feed rates and decreased deflection, improving productivity and surface finish.
- Proprietary coating allows for superior chip flow, driving industry leading productivity and value, even at low spindle speeds.
- High performance carbide substrate designed specifically for Micro Tool applications.
- Broad portfolio, offering consistent lengths of cut, to ensure application demands are met.
- Advanced geometries that extend tool life, reduce chatter, cut cycle times, and improve part quality.
- All tools in stock to meet customer order requirements.
- All micro tools are manufactured in accordance with the KSPT ISO certified quality procedures.

METRIC
M2M • 1.5xD



M2M • 1.5xD
METRIC SERIES

- Two flute design is ideal for softer alloyed, non-ferrous material applications that require slotting or involve heavy chip loads.
- Proprietary coating allows for superior chip flow, driving industry leading productivity and value, even at low spindle speeds.
- High performance carbide substrate designed specifically for Micro Tool applications.
- Broad portfolio, offering consistent lengths of cut, to ensure application demands are met.
- Advanced geometries that extend tool life, reduce chatter, cut cycle times, and improve part quality.
- All tools in stock to meet customer order requirements.
- All micro tools are manufactured in accordance with the KSPT ISO certified quality procedures.



New Expanded Tools

TOLERANCES (mm)

0,1–3,0 DIAMETER
DC = +0,0000/-0,0254
DCON = h₆

- STEELS
- STAINLESS STEELS
- CAST IRON
- HIGH TEMP ALLOYS
- TITANIUM
- HARDENED STEELS
- NON-FERROUS
- PLASTICS/COMPOSITES

CUTTING DIAMETER DC	DECIMAL EQUIVALENT	mm			EDP NO.	
		SHANK DIAMETER DCON	LENGTH OF CUT APMX	OVERALL LENGTH LF	UNCOATED	TI-NAMITE-A (AITiN)
0,1	0.0039	3,0	0,1	38,0	05002	05000
0,2	0.0079	3,0	0,3	38,0	01801	02801
0,3	0.0118	3,0	0,4	38,0	01802	02802
0,4	0.0157	3,0	0,6	38,0	01803	02803
0,5	0.0197	3,0	0,7	38,0	01804	02804
0,6	0.0236	3,0	0,9	38,0	01805	02805
0,7	0.0276	3,0	1,0	38,0	01806	02806
0,8	0.0315	3,0	1,2	38,0	01807	02807
0,9	0.0354	3,0	1,3	38,0	01808	02808
1,0	0.0394	3,0	1,5	38,0	01809	02809
1,0	0.0394	4,0	1,5	50,0	01861	02819
1,1	0.0433	3,0	1,6	38,0	01810	02860
1,1	0.0433	4,0	1,6	50,0	01862	02892
1,2	0.0472	3,0	1,8	38,0	01811	02861
1,2	0.0472	4,0	1,8	50,0	01863	02893
1,3	0.0512	3,0	1,9	38,0	01812	02862
1,3	0.0512	4,0	1,9	50,0	01864	02894
1,4	0.0551	3,0	2,1	38,0	01813	02863
1,4	0.0551	4,0	2,1	50,0	01865	02895
1,5	0.0591	3,0	2,2	38,0	01814	02864
1,5	0.0591	4,0	2,2	50,0	01866	02896
1,6	0.0630	3,0	2,4	38,0	01815	02865
1,6	0.0630	4,0	2,4	50,0	01867	02897
1,7	0.0669	3,0	2,5	38,0	01816	02866
1,7	0.0669	4,0	2,5	50,0	01868	02898
1,8	0.0709	3,0	2,7	38,0	01817	02867
1,8	0.0709	4,0	2,7	50,0	01869	02899
1,9	0.0748	3,0	2,8	38,0	01818	02868
1,9	0.0748	4,0	2,8	50,0	01870	02900
2,0	0.0787	3,0	3,0	38,0	01819	02869
2,0	0.0787	4,0	3,0	50,0	01871	02901
2,5	0.0984	3,0	3,7	38,0	01820	02870
2,5	0.0984	4,0	3,7	50,0	01872	02902
3,0	0.1181	3,0	4,5	38,0	01821	02871
3,0	0.1181	4,0	4,5	50,0	01873	02903



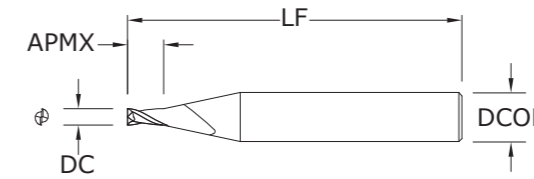
METRIC
M2M • 3xD

New Expanded Tools

TOLERANCES (mm)

0,1–3,0 DIAMETER
DC = +0,0000/-0,0254
DCON = h₆

- STEELS
- STAINLESS STEELS
- CAST IRON
- HIGH TEMP ALLOYS
- TITANIUM
- HARDENED STEELS
- NON-FERROUS
- PLASTICS/COMPOSITES



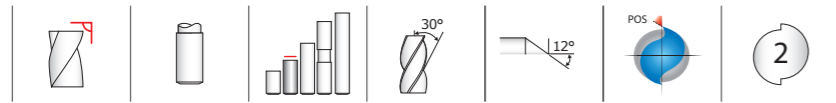
M2M • 3xD
METRIC SERIES

CUTTING DIAMETER DC	DECIMAL EQUIVALENT	mm			EDP NO.	
		SHANK DIAMETER DCON	LENGTH OF CUT APMX	OVERALL LENGTH LF	UNCOATED	TI-NAMITE-A (AITiN)
0,1	0.0039	3,0	0,3	38,0	05003	05001
0,2	0.0079	3,0	0,6	38,0	01823	02811
0,2	0.0079	4,0	0,6	50,0	01875	02349
0,3	0.0118	3,0	0,9	38,0	01824	02350
0,3	0.0118	4,0	0,9	50,0	01876	02360
0,4	0.0157	3,0	1,2	38,0	01825	02351
0,4	0.0157	4,0	1,2	50,0	01877	02361
0,5	0.0197	3,0	1,5	38,0	01826	02352
0,5	0.0197	4,0	1,5	50,0	01878	02362
0,6	0.0236	3,0	1,8	38,0	01827	02353
0,6	0.0236	4,0	1,8	50,0	01879	02363
0,7	0.0276	3,0	2,1	38,0	01828	02354
0,7	0.0276	4,0	2,1	50,0	01880	02364
0,8	0.0315	3,0	2,4	38,0	01829	02355
0,8	0.0315	4,0	2,4	50,0	01881	02365
0,9	0.0354	3,0	2,7	38,0	01830	02356
0,9	0.0354	4,0	2,7	50,0	01882	02366
1,0	0.0394	3,0	3,0	38,0	01831	02357
1,0	0.0394	4,0	3,0	50,0	01883	02367
1,1	0.0433	3,0	3,3	38,0	01832	02872
1,1	0.0433	4,0	3,3	50,0	01884	02904
1,2	0.0472	3,0	3,6	38,0	01833	02873
1,2	0.0472	4,0	3,6	50,0	01885	02905
1,3	0.0512	3,0	3,9	38,0	01834	02874
1,3	0.0512	4,0	3,9	50,0	01886	02906
1,4	0.0551	3,0	4,2	38,0	01835	02875
1,4	0.0551	4,0	4,2	50,0	01887	02907
1,5	0.0591	3,0	4,5	38,0	01836	02876
1,5	0.0591	4,0	4,5	50,0	01888	02908
1,6	0.0630	3,0	4,8	38,0	01837	02877
1,6	0.0630	4,0	4,8	50,0	01889	02909
1,7	0.0669	3,0	5,1	38,0	01838	02878
1,7	0.0669	4,0	5,1	50,0	01890	02910
1,8	0.0709	3,0	5,4	38,0	01839	02879

continued on next page

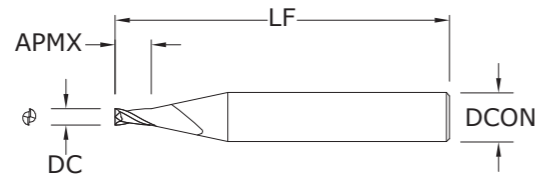
- Two flute design is ideal for softer alloyed, non-ferrous material applications that require slotting or involve heavy chip loads.
- Proprietary coating allows for superior chip flow, driving industry leading productivity and value, even at low spindle speeds.
- High performance carbide substrate designed specifically for Micro Tool applications.
- Broad portfolio, offering consistent lengths of cut, to ensure application demands are met.
- Advanced geometries that extend tool life, reduce chatter, cut cycle times, and improve part quality.
- All tools in stock to meet customer order requirements.
- All micro tools are manufactured in accordance with the KSPT ISO certified quality procedures.

METRIC
M2M • 3xD



M2M • 3xD
METRIC SERIES

continued



New Expanded Tools

TOLERANCES (mm)

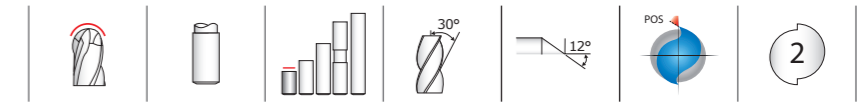
0,1–3,0 DIAMETER
DC = +0,0000/-0,0254
DCON = h₆

- STEELS
- STAINLESS STEELS
- CAST IRON
- HIGH TEMP ALLOYS
- TITANIUM
- HARDENED STEELS
- NON-FERROUS
- PLASTICS/COMPOSITES

CUTTING DIAMETER DC	DECIMAL EQUIVALENT	mm			EDP NO.	
		SHANK DIAMETER DCON	LENGTH OF CUT APMX	OVERALL LENGTH LF	UNCOATED	TI-NAMITE-A (AITiN)
1,8	0.0709	4,0	5,4	50,0	01891	02911
1,9	0.0748	3,0	5,7	38,0	01840	02880
1,9	0.0748	4,0	5,7	50,0	01892	02912
2,0	0.0787	3,0	6,0	38,0	01841	02881
2,0	0.0787	4,0	6,0	50,0	01893	02913
2,1	0.0827	3,0	6,3	38,0	01842	02882
2,2	0.0866	3,0	6,6	38,0	01843	02883
2,3	0.0906	3,0	6,9	38,0	01844	02884
2,4	0.0945	3,0	7,2	38,0	01845	02885
2,5	0.0984	3,0	7,5	38,0	01846	02886
2,5	0.0984	4,0	7,5	50,0	01894	02914
2,6	0.1024	3,0	7,8	38,0	01847	02887
2,7	0.1063	3,0	8,1	38,0	01848	02888
2,8	0.1102	3,0	8,4	38,0	01849	02889
2,9	0.1142	3,0	8,7	38,0	01850	02890
3,0	0.1181	3,0	9,0	38,0	01851	02891
3,0	0.1181	4,0	9,0	50,0	01895	02915



METRIC
M2MB • 1.5xD

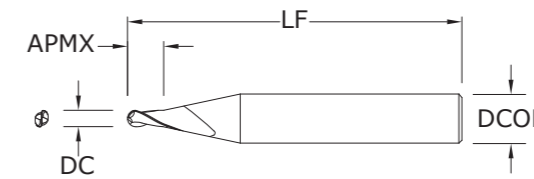


New Expanded Tools

TOLERANCES (mm)

0,1–3,0 DIAMETER
DC = +0,0000/-0,0254
DCON = h₆

- STEELS
- STAINLESS STEELS
- CAST IRON
- HIGH TEMP ALLOYS
- TITANIUM
- HARDENED STEELS
- NON-FERROUS
- PLASTICS/COMPOSITES



M2MB • 1.5xD
METRIC SERIES

CUTTING DIAMETER DC	DECIMAL EQUIVALENT	mm			EDP NO.	
		SHANK DIAMETER DCON	LENGTH OF CUT APMX	OVERALL LENGTH LF	UNCOATED	TI-NAMITE-A (AITiN)
0,1	0.0039	3,0	0,1	38,0	05017	05004
0,2	0.0079	3,0	0,3	38,0	05019	05006
0,3	0.0118	3,0	0,3	38,0	05021	05008
0,4	0.0157	3,0	0,6	38,0	05023	05010
0,5	0.0197	3,0	0,7	38,0	01900	03180
0,6	0.0236	3,0	0,9	38,0	01901	03181
0,7	0.0276	3,0	1,0	38,0	01902	03182
0,8	0.0315	3,0	1,2	38,0	01903	03183
0,9	0.0354	3,0	1,3	38,0	01904	03184
1,0	0.0394	3,0	1,5	38,0	01905	03185
1,0	0.0394	4,0	1,5	50,0	02009	02849
1,1	0.0433	3,0	1,6	38,0	01906	02916
1,1	0.0433	4,0	1,6	50,0	02010	02980
1,2	0.0472	3,0	1,8	38,0	01907	02917
1,2	0.0472	4,0	1,8	50,0	02011	02981
1,3	0.0512	3,0	1,9	38,0	01908	02918
1,3	0.0512	4,0	1,9	50,0	02012	02982
1,4	0.0551	3,0	2,1	38,0	01909	02919
1,4	0.0551	4,0	2,1	50,0	02013	02983
1,5	0.0591	3,0	2,2	38,0	01910	02920
1,5	0.0591	4,0	2,2	50,0	02014	02984
1,6	0.0630	3,0	2,4	38,0	01911	02921
1,6	0.0630	4,0	2,4	50,0	02015	02985
1,7	0.0669	3,0	2,5	38,0	01912	02922
1,7	0.0669	4,0	2,5	50,0	02016	02986
1,8	0.0709	3,0	2,7	38,0	01913	02923
1,8	0.0709	4,0	2,7	50,0	02017	02987
1,9	0.0748	3,0	2,8	38,0	01914	02924
1,9	0.0748	4,0	2,8	50,0	02018	02988
2,0	0.0787	3,0	3,0	38,0	01915	02925
2,0	0.0787	4,0	3,0	50,0	02019	02989
2,5	0.0984	3,0	3,7	38,0	01916	02926
2,5	0.0984	4,0	3,7	50,0	02020	02990
3,0	0.1181	3,0	4,5	38,0	01917	02927
3,0	0.1181	4,0	4,5	50,0	02021	02991

RE = 1/2 Cutting Diameter (DC)

- Two flute design is ideal for softer alloyed, non-ferrous material applications that require slotting or involve heavy chip loads.
- Proprietary coating allows for superior chip flow, driving industry leading productivity and value, even at low spindle speeds.
- High performance carbide substrate designed specifically for Micro Tool applications.
- Broad portfolio, offering consistent lengths of cut, to ensure application demands are met.
- Advanced geometries that extend tool life, reduce chatter, cut cycle times, and improve part quality.
- All tools in stock to meet customer order requirements.
- All micro tools are manufactured in accordance with the KSPT ISO certified quality procedures.

KYOCERA Solid Tools

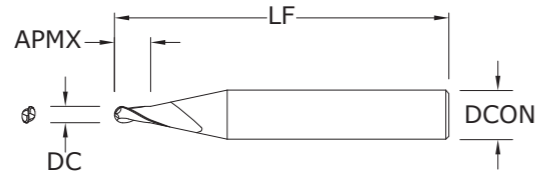
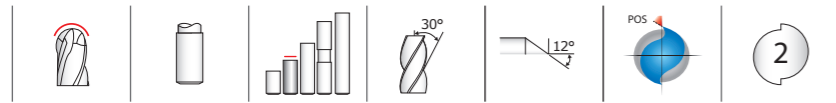
SGS Solid Tools

SGS Micro Tools

METRIC
M2MB • 3xD



METRIC
M2MB • 3xD



M2MB • 3xD
METRIC SERIES

- Two flute design is ideal for softer alloyed, non-ferrous material applications that require slotting or involve heavy chip loads.
- Proprietary coating allows for superior chip flow, driving industry leading productivity and value, even at low spindle speeds.
- High performance carbide substrate designed specifically for Micro Tool applications.
- Broad portfolio, offering consistent lengths of cut, to ensure application demands are met.
- Advanced geometries that extend tool life, reduce chatter, cut cycle times, and improve part quality.
- All tools in stock to meet customer order requirements.
- All micro tools are manufactured in accordance with the KSPT ISO certified quality procedures.

CUTTING DIAMETER DC	DECIMAL EQUIVALENT	mm			EDP NO.	
		SHANK DIAMETER DCON	LENGTH OF CUT APMX	OVERALL LENGTH LF	UNCOATED	TI-NAMITE-A (AlTiN)
0,1	0.0039	3,0	0,3	38,0	05018	05005
0,2	0.0079	3,0	0,6	38,0	05020	05007
0,3	0.0118	3,0	0,9	38,0	05022	05009
0,4	0.0157	3,0	1,2	38,0	05024	05011
0,5	0.0197	3,0	1,5	38,0	05025	05012
0,5	0.0197	4,0	1,5	50,0	02048	03200
0,6	0.0236	3,0	1,8	38,0	05026	05013
0,6	0.0236	4,0	1,8	50,0	02049	03201
0,7	0.0276	3,0	2,1	38,0	05027	05014
0,7	0.0276	4,0	2,1	50,0	02050	03202
0,8	0.0315	3,0	2,4	38,0	05028	05015
0,8	0.0315	4,0	2,4	50,0	02051	03203
0,9	0.0354	3,0	2,7	38,0	05029	05016
0,9	0.0354	4,0	2,7	50,0	02052	03204
1,0	0.0394	3,0	3,0	38,0	01949	02829
1,0	0.0394	4,0	3,0	50,0	02053	03205
1,1	0.0433	3,0	3,3	38,0	01950	02940
1,1	0.0433	4,0	3,3	50,0	02054	03004
1,2	0.0472	3,0	3,6	38,0	01951	02941
1,2	0.0472	4,0	3,6	50,0	02055	03005
1,3	0.0512	3,0	3,9	38,0	01952	02942
1,3	0.0512	4,0	3,9	50,0	02056	03006
1,4	0.0551	3,0	4,2	38,0	01953	02943
1,4	0.0551	4,0	4,2	50,0	02057	03007
1,5	0.0591	3,0	4,5	38,0	01954	02944
1,5	0.0591	4,0	4,5	50,0	02058	03008
1,6	0.0630	3,0	4,8	38,0	01955	02945
1,6	0.0630	4,0	4,8	50,0	02059	03009
1,7	0.0669	3,0	5,1	38,0	01956	02946
1,7	0.0669	4,0	5,1	50,0	02060	03010
1,8	0.0709	3,0	5,4	38,0	01957	02947
1,8	0.0709	4,0	5,4	50,0	02061	03011
1,9	0.0748	3,0	5,7	38,0	01958	02948
1,9	0.0748	4,0	5,7	50,0	02062	03012

RE = 1/2 Cutting Diameter (DC)

continued on next page

New Expanded Tools

TOLERANCES (mm)

0,1–3,0 DIAMETER
DC = +0,0000/-0,0254
DCON = h₆

- STEELS
- STAINLESS STEELS
- CAST IRON
- HIGH TEMP ALLOYS
- TITANIUM
- HARDENED STEELS
- NON-FERROUS
- PLASTICS/COMPOSITES

New Expanded Tools

TOLERANCES (mm)

0,1–3,0 DIAMETER
DC = +0,0000/-0,0254
DCON = h₆

- STEELS
- STAINLESS STEELS
- CAST IRON
- HIGH TEMP ALLOYS
- TITANIUM
- HARDENED STEELS
- NON-FERROUS
- PLASTICS/COMPOSITES

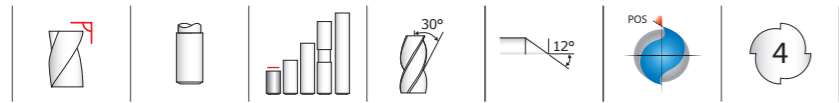
M2MB • 3xD
METRIC SERIES

CUTTING DIAMETER DC	DECIMAL EQUIVALENT	mm			EDP NO.	
		SHANK DIAMETER DCON	LENGTH OF CUT APMX	OVERALL LENGTH LF	UNCOATED	TI-NAMITE-A (AlTiN)
2,0	0.0787	3,0	6,0	38,0	01959	02949
2,0	0.0787	4,0	6,0	50,0	02063	03013
2,1	0.0827	3,0	6,3	38,0	01960	02950
2,2	0.0866	3,0	6,6	38,0	01961	02951
2,3	0.0906	3,0	6,9	38,0	01962	02952
2,4	0.0945	3,0	7,2	38,0	01963	02953
2,5	0.0984	3,0	7,5	38,0	01964	02954
2,5	0.0984	4,0	7,5	50,0	02064	03014
2,6	0.1024	3,0	7,8	38,0	01965	02955
2,7	0.1063	3,0	8,1	38,0	01966	02956
2,8	0.1102	3,0	8,4	38,0	01967	02957
2,9	0.1142	3,0	8,7	38,0	01968	02958
3,0	0.1181	3,0	9,0	38,0	01969	02959
3,0	0.1181	4,0	9,0	50,0	02065	03015

RE = 1/2 Cutting Diameter (DC)

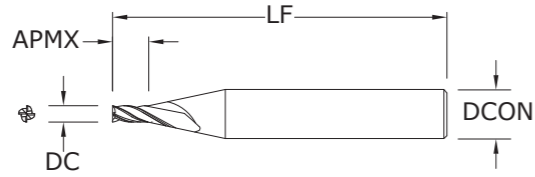
continued

METRIC
M4M • 1.5xD



M4M • 1.5xD
METRIC SERIES

- Four flute design allows for higher feed rates and decreased deflection, improving productivity and surface finish.
- Proprietary coating allows for superior chip flow, driving industry leading productivity and value, even at low spindle speeds.
- High performance carbide substrate designed specifically for Micro Tool applications.
- Broad portfolio, offering consistent lengths of cut, to ensure application demands are met.
- Advanced geometries that extend tool life, reduce chatter, cut cycle times, and improve part quality.
- All tools in stock to meet customer order requirements.
- All micro tools are manufactured in accordance with the KSPT ISO certified quality procedures.



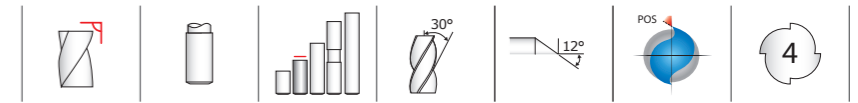
CUTTING DIAMETER DC	DECIMAL EQUIVALENT	mm			EDP NO.	
		SHANK DIAMETER DCON	LENGTH OF CUT APMX	OVERALL LENGTH LF	UNCOATED	TI-NAMITE-A (AlTiN)
0,1	0.0039	3,0	0,15	38,0	05112	05076
0,2	0.0079	3,0	0,30	38,0	05113	05077
0,3	0.0118	3,0	0,45	38,0	05114	05078
0,4	0.0157	3,0	0,60	38,0	05115	05079
0,5	0.0197	3,0	0,75	38,0	05116	05080
0,6	0.0236	3,0	0,90	38,0	05117	05081
0,7	0.0276	3,0	1,05	38,0	05118	05082
0,8	0.0315	3,0	1,20	38,0	05119	05083
0,9	0.0354	3,0	1,35	38,0	05120	05084
1,0	0.0394	3,0	1,50	38,0	05121	05085
1,1	0.0433	3,0	1,65	38,0	09282	09290
1,2	0.0472	3,0	1,80	38,0	09283	09291
1,3	0.0512	3,0	1,95	38,0	09284	09292
1,4	0.0551	3,0	2,10	38,0	09285	09293
1,5	0.0591	3,0	2,25	38,0	05122	05086
1,6	0.0630	3,0	2,40	38,0	09286	09294
1,7	0.0669	3,0	2,55	38,0	09287	09295
1,8	0.0709	3,0	2,70	38,0	09288	09296
1,9	0.0748	3,0	2,85	38,0	09289	09297
2,0	0.0787	3,0	3,00	38,0	05123	05087
2,1	0.0827	3,0	3,15	38,0	09270	09278
2,2	0.0866	3,0	3,30	38,0	09271	09279
2,3	0.0906	3,0	3,45	38,0	09272	09280
2,4	0.0945	3,0	3,60	38,0	09273	09281
2,5	0.0984	3,0	3,75	38,0	05124	05088
3,0	0.1181	3,0	4,50	38,0	05125	05089

New Expanded Tools

TOLERANCES (mm)

0,1–3,0 DIAMETER
DC = +0,0000/-0,0254
DCON = h₆

- STEELS
- STAINLESS STEELS
- CAST IRON
- HIGH TEMP ALLOYS
- TITANIUM
- HARDENED STEELS
- NON-FERROUS
- PLASTICS/COMPOSITES



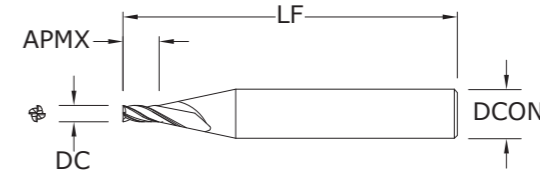
METRIC
M4M • 3xD

New Expanded Tools

TOLERANCES (mm)

0,1–3,0 DIAMETER
DC = +0,0000/-0,0254
DCON = h₆

- STEELS
- STAINLESS STEELS
- CAST IRON
- HIGH TEMP ALLOYS
- TITANIUM
- HARDENED STEELS
- NON-FERROUS
- PLASTICS/COMPOSITES

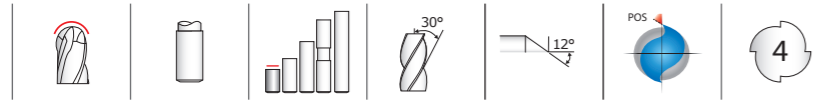


M4M • 3xD
METRIC SERIES

CUTTING DIAMETER DC	DECIMAL EQUIVALENT	mm			EDP NO.	
		SHANK DIAMETER DCON	LENGTH OF CUT APMX	OVERALL LENGTH LF	UNCOATED	TI-NAMITE-A (AlTiN)
0,1	0.0039	3,0	0,3	38,0	05090	05054
0,2	0.0079	3,0	0,6	38,0	05091	05055
0,3	0.0118	3,0	0,9	38,0	05092	05056
0,4	0.0157	3,0	1,2	38,0	05093	05057
0,5	0.0197	3,0	1,5	38,0	05094	05058
0,6	0.0236	3,0	1,8	38,0	05095	05059
0,7	0.0276	3,0	2,1	38,0	05096	05060
0,8	0.0315	3,0	2,4	38,0	05097	05061
0,9	0.0354	3,0	2,7	38,0	05098	05062
1,0	0.0394	3,0	3,0	38,0	05099	05063
1,1	0.0433	3,0	3,3	38,0	05100	05064
1,2	0.0472	3,0	3,6	38,0	05101	05065
1,3	0.0512	3,0	3,9	38,0	05102	05066
1,4	0.0551	3,0	4,2	38,0	05103	05067
1,5	0.0591	3,0	4,5	38,0	05104	05068
1,6	0.0630	3,0	4,8	38,0	05105	05069
1,7	0.0669	3,0	5,1	38,0	05106	05070
1,8	0.0709	3,0	5,4	38,0	05107	05071
1,9	0.0748	3,0	5,7	38,0	05108	05072
2,0	0.0787	3,0	6,0	38,0	05109	05073
2,1	0.0827	3,0	6,3	38,0	09266	09274
2,2	0.0866	3,0	6,6	38,0	09267	09275
2,3	0.0906	3,0	6,9	38,0	09268	09276
2,4	0.0945	3,0	7,2	38,0	09269	09277
2,5	0.0984	3,0	7,5	38,0	05110	05074
3,0	0.1181	3,0	9,0	38,0	05111	05075

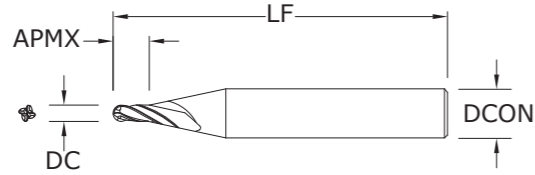
- Four flute design allows for higher feed rates and decreased deflection, improving productivity and surface finish.
- Proprietary coating allows for superior chip flow, driving industry leading productivity and value, even at low spindle speeds.
- High performance carbide substrate designed specifically for Micro Tool applications.
- Broad portfolio, offering consistent lengths of cut, to ensure application demands are met.
- Advanced geometries that extend tool life, reduce chatter, cut cycle times, and improve part quality.
- All tools in stock to meet customer order requirements.
- All micro tools are manufactured in accordance with the KSPT ISO certified quality procedures.

METRIC
M4MB • 1.5xD



M4MB • 1.5xD
METRIC SERIES

- Four flute design allows for higher feed rates and decreased deflection, improving productivity and surface finish.
- Proprietary coating allows for superior chip flow, driving industry leading productivity and value, even at low spindle speeds.
- High performance carbide substrate designed specifically for Micro Tool applications.
- Broad portfolio, offering consistent lengths of cut, to ensure application demands are met.
- Advanced geometries that extend tool life, reduce chatter, cut cycle times, and improve part quality.
- All tools in stock to meet customer order requirements.
- All micro tools are manufactured in accordance with the KSPT ISO certified quality procedures.



New Expanded Tools

TOLERANCES (mm)

0,4–3,0 DIAMETER
DC = +0,0000/-0,0254
DCON = h₆

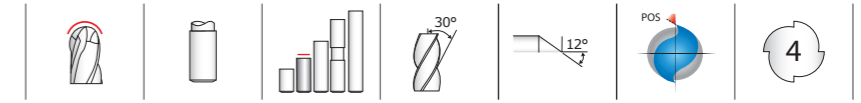
- STEELS
- STAINLESS STEELS
- CAST IRON
- HIGH TEMP ALLOYS
- TITANIUM
- HARDENED STEELS
- NON-FERROUS
- PLASTICS/COMPOSITES

CUTTING DIAMETER DC	DECIMAL EQUIVALENT	mm			EDP NO.	
		SHANK DIAMETER DCON	LENGTH OF CUT APMX	OVERALL LENGTH LF	UNCOATED	TI-NAMITE-A (AITiN)
0,4	0.0157	3,0	0,6	38,0	05042	05030
0,5	0.0197	3,0	0,7	38,0	05044	05032
0,6	0.0236	3,0	0,9	38,0	05046	05034
0,7	0.0276	3,0	1,0	38,0	05048	05036
0,8	0.0315	3,0	1,2	38,0	05050	05038
0,9	0.0354	3,0	1,3	38,0	05052	05040
1,0	0.0394	3,0	1,5	38,0	01927	03195
1,0	0.0394	4,0	1,5	50,0	02031	02859
1,1	0.0433	3,0	1,6	38,0	01928	02928
1,1	0.0433	4,0	1,6	50,0	02032	02992
1,2	0.0472	3,0	1,8	38,0	01929	02929
1,2	0.0472	4,0	1,8	50,0	02033	02993
1,3	0.0512	3,0	1,9	38,0	01930	02930
1,3	0.0512	4,0	1,9	50,0	02034	02994
1,4	0.0551	3,0	2,1	38,0	01931	02931
1,4	0.0551	4,0	2,1	50,0	02035	02995
1,5	0.0591	3,0	2,2	38,0	01932	02932
1,5	0.0591	4,0	2,2	50,0	02036	02996
1,6	0.0630	3,0	2,4	38,0	01933	02933
1,6	0.0630	4,0	2,4	50,0	02037	02997
1,7	0.0669	3,0	2,5	38,0	01934	02934
1,7	0.0669	4,0	2,5	50,0	02038	02998
1,8	0.0709	3,0	2,7	38,0	01935	02935
1,8	0.0709	4,0	2,7	50,0	02039	02999
1,9	0.0748	3,0	2,8	38,0	01936	02936
1,9	0.0748	4,0	2,8	50,0	02040	03000
2,0	0.0787	3,0	3,0	38,0	01937	02937
2,0	0.0787	4,0	3,0	50,0	02041	03001
2,5	0.0984	3,0	3,7	38,0	01938	02938
2,5	0.0984	4,0	3,7	50,0	02042	03002
3,0	0.1181	3,0	4,5	38,0	01939	02939
3,0	0.1181	4,0	4,5	50,0	02043	03003

RE = 1/2 Cutting Diameter (DC)



METRIC
M4MB • 3xD

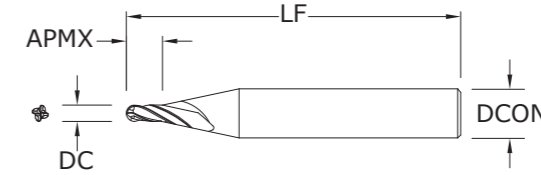


New Expanded Tools

TOLERANCES (mm)

0,4–3,0 DIAMETER
DC = +0,0000/-0,0254
DCON = h₆

- STEELS
- STAINLESS STEELS
- CAST IRON
- HIGH TEMP ALLOYS
- TITANIUM
- HARDENED STEELS
- NON-FERROUS
- PLASTICS/COMPOSITES



M4MB • 3xD
METRIC SERIES

- Four flute design allows for higher feed rates and decreased deflection, improving productivity and surface finish.
- Proprietary coating allows for superior chip flow, driving industry leading productivity and value, even at low spindle speeds.
- High performance carbide substrate designed specifically for Micro Tool applications.
- Broad portfolio, offering consistent lengths of cut, to ensure application demands are met.
- Advanced geometries that extend tool life, reduce chatter, cut cycle times, and improve part quality.
- All tools in stock to meet customer order requirements.
- All micro tools are manufactured in accordance with the KSPT ISO certified quality procedures.

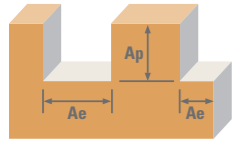
CUTTING DIAMETER DC	DECIMAL EQUIVALENT	mm			EDP NO.	
		SHANK DIAMETER DCON	LENGTH OF CUT APMX	OVERALL LENGTH LF	UNCOATED	TI-NAMITE-A (AITiN)
0,4	0.0157	3,0	1,2	38,0	05043	05031
0,5	0.0197	3,0	1,5	38,0	05045	05033
0,6	0.0236	3,0	1,8	38,0	05047	05035
0,7	0.0276	3,0	2,1	38,0	05049	05037
0,8	0.0315	3,0	2,4	38,0	05051	05039
0,9	0.0354	3,0	2,7	38,0	05053	05041
1,0	0.0394	3,0	3,0	38,0	01979	02839
1,0	0.0394	4,0	3,0	50,0	02075	03215
1,1	0.0433	3,0	3,3	38,0	01980	02960
1,1	0.0433	4,0	3,3	50,0	02076	03016
1,2	0.0472	3,0	3,6	38,0	01981	02961
1,2	0.0472	4,0	3,6	50,0	02077	03017
1,3	0.0512	3,0	3,9	38,0	01982	02962
1,3	0.0512	4,0	3,9	50,0	02078	03018
1,4	0.0551	3,0	4,2	38,0	01983	02963
1,4	0.0551	4,0	4,2	50,0	02079	03019
1,5	0.0591	3,0	4,5	38,0	01984	02964
1,5	0.0591	4,0	4,5	50,0	02080	03020
1,6	0.0630	3,0	4,8	38,0	01985	02965
1,6	0.0630	4,0	4,8	50,0	02081	03021
1,7	0.0669	3,0	5,1	38,0	01986	02966
1,7	0.0669	4,0	5,1	50,0	02082	03022
1,8	0.0709	3,0	5,4	38,0	01987	02967
1,8	0.0709	4,0	5,4	50,0	02083	03023
1,9	0.0748	3,0	5,7	38,0	01988	02968
1,9	0.0748	4,0	5,7	50,0	02084	03024
2,0	0.0787	3,0	6,0	38,0	01989	02969
2,0	0.0787	4,0	6,0	50,0	02085	03025
2,1	0.0827	3,0	6,3	38,0	01990	02970
2,2	0.0866	3,0	6,6	38,0	01991	02971
2,3	0.0906	3,0	6,9	38,0	01992	02972
2,4	0.0945	3,0	7,2	38,0	01993	02973
2,5	0.0984	3,0	7,5	38,0	01994	02974
2,5	0.0984	4,0	7,5	50,0	02086	03026
2,6	0.1024	3,0	7,8	38,0	01995	02975
2,7	0.1063	3,0	8,1	38,0	01996	02976
2,8	0.1102	3,0	8,4	38,0	01997	02977
2,9	0.1142	3,0	8,7	38,0	01998	02978
3,0	0.1181	3,0	9,0	38,0	01999	02979
3,0	0.1181	4,0	9,0	50,0	02087	03027

RE = 1/2 Cutting Diameter (DC)

Speeds and Feeds

Instructions:

- rpm = use speed from INCH or METRIC Baseline chart
- ipm = INCH Baseline Feed (ipm) x Feed Multiplier [from selected chart below]
- mm/min = METRIC Baseline Feed (mm/min) x Feed Multiplier [from selected chart below]
- Reduce speed and feed 30 percent when using uncoated tools
- Find Width of Cut (Ae) and Depth of Cut (Ap) recommendations on chart below
- refer to the KYOCERA SGS Tool Wizard® or sgsmicrotools.com for detailed technical charts by series



INCH 2-Flute, Square, Corner Radius & Ball Without Reach	Flute Length	1.5 x DC		3 x DC			
	Feed Multiplier	1		0.9			
	Width/Depth	Ae x DC	Ap x DC	Ae x DC	Ap x DC		
	Diameter (DC)	≤0.0312	>0.0312	≤0.0312	>0.0312		
P H K M S N ALL	Profile	≤.30	≤.50	≤1	≤.10	≤.25	≤2
	Slot	1	≤.20	≤.50	1	≤.15	≤.35

INCH 4-Flute, Square, Corner Radius & Ball Without Reach	Flute Length	1.5 x DC		3 x DC		5 x DC		8 x DC		12 x DC						
	Feed Multiplier	1.57		1.41		0.59		0.59		0.36						
	Width/Depth	Ae x DC	Ap x DC	Ae x DC	Ap x DC	Ae x DC	Ap x DC	Ae x DC	Ap x DC	Ae x DC	Ap x DC					
	Diameter (DC)	≤0.0312	>0.0312	≤0.0312	>0.0312	≤0.0312	>0.0312	≤0.0312	>0.0312	≤0.0312	>0.0312					
P H K M S N ALL	Profile	≤.30	≤.50	≤1	≤.10	≤.25	≤2	≤.10	≤.25	≤3	≤.05	≤.10	≤4	≤.03	≤.06	≤6
	Slot	1	≤.20	≤.50	1	≤.15	≤.35	1	≤.10	≤.20						

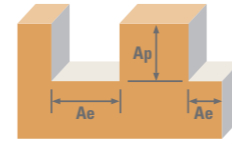
METRIC 2-Flute Square & Ball Without Reach	Flute Length	1.5 x DC		3 x DC			
	Feed Multiplier	1		0.9			
	Width/Depth	Ae x DC	Ap x DC	Ae x DC	Ap x DC		
	Diameter (DC)	≤0.0312	>0.0312	≤0.0312	>0.0312		
P H K M S N ALL	Profile	≤.30	≤.50	≤1	≤.10	≤.25	≤2
	Slot	1	≤.20	≤.50	1	≤.15	≤.35

METRIC 4-Flute Square & Ball Without Reach	Flute Length	1.5 x DC		3 x DC			
	Feed Multiplier	1.57		1.41			
	Width/Depth	Ae x DC	Ap x DC	Ae x DC	Ap x DC		
	Diameter (DC)	≤0.0312	>0.0312	≤0.0312	>0.0312		
P H K M S N ALL	Profile	≤.30	≤.50	≤1	≤.10	≤.25	≤2
	Slot	1	≤.20	≤.50	1	≤.15	≤.35

Speeds and Feeds

Instructions:

- rpm = use speed from INCH or METRIC Baseline chart
- ipm = INCH Baseline Feed (ipm) x Feed Multiplier [from selected chart below]
- mm/min = METRIC Baseline Feed (mm/min) x Feed Multiplier [from selected chart below]
- Reduce speed and feed 30 percent when using uncoated tools
- Find Width of Cut (Ae) and Depth of Cut (Ap) recommendations on chart below
- refer to the KYOCERA SGS Tool Wizard® or sgsmicrotools.com for detailed technical charts by series



INCH 2-Flute Square & Ball With Reach	Flute Length	8 x DC		12 x DC			
	Feed Multiplier	0.6		0.5			
	Width/Depth	Ae x DC	Ap x DC	Ae x DC	Ap x DC		
	Diameter (DC)	≤0.0312	>0.0312	≤0.0312	>0.0312		
P H K M S N ALL	Profile	≤.25	≤.50	≤.30	≤.22	≤.45	≤.25
	Slot	1	≤.07	≤.17	1	≤.06	≤.15

INCH 3-Flute Square, Corner Radius & Ball With Reach	Flute Length	3 x DC		5 x DC		8 x DC		12 x DC		15 x DC		20 x DC		25 x DC								
	Feed Multiplier	1.4		1.15		0.9		0.7		0.6		0.45		0.35								
	Width/Depth	Ae x DC	Ap x DC	Ae x DC	Ap x DC	Ae x DC	Ap x DC	Ae x DC	Ap x DC	Ae x DC	Ap x DC	Ae x DC	Ap x DC	Ae x DC	Ap x DC							
	Diameter (DC)	≤0.0312	>0.0312	≤0.0312	>0.0312	≤0.0312	>0.0312	≤0.0312	>0.0312	≤0.0312	>0.0312	≤0.0312	>0.0312	≤0.0312	>0.0312							
P H K M S N ALL	Profile	≤.30	≤.60	≤.5	≤.30	≤.60	≤.35	≤.25	≤.50	≤.30	≤.22	≤.45	≤.25	≤.15	≤.30	≤.25	≤.12	≤.25	≤.20	≤.12	≤.25	≤.20
	Slot	1	≤.15	≤.30	1	≤.08	≤.20	1	≤.07	≤.17	1	≤.06	≤.15	1	≤.06	≤.15	1	≤.04	≤.10	1	≤.04	≤.10

INCH 4-Flute Square & Ball With Reach	Flute Length	8 x DC		12 x DC			
	Feed Multiplier	0.95		0.75			
	Width/Depth	Ae x DC	Ap x DC	Ae x DC	Ap x DC		
	Diameter (DC)	≤0.0312	>0.0312	≤0.0312	>0.0312		
P H K M S N ALL	Profile	≤.25	≤.50	≤.30	≤.22	≤.45	≤.25
	Slot	1	≤.07	≤.17	1	≤.06	≤.15

Note:

- Bhn (Brinell) HRC (Rockwell C)
- reduce speed and feed 30 percent when using uncoated tools
- Fz x No. of Flutes x max available rpm when recommendation exceeds machine limit
- helical ramp at 1 degrees or less, using slotting speed and feed rates (plunging is not recommended)
- reduce speed and feed for materials harder than listed
- reduce feed and Ae when finish milling (.02 x DC maximum)
- refer to the KYOCERA SGS Tool Wizard® or sgsmicrotools.com for detailed technical charts by series

FRACTIONAL Baseline

FRACTIONAL Baseline

Material Group	Material	Hardness	Vc (sfm)	RPM	DC • in						
					0.0050	0.0156	0.0312	0.0625	0.0938	0.1200	
P	CARBON STEELS 1018, 1040, 1080, 1090, 10L50, 1140, 1212, 12L15, 1525, 1536	≤ 275 Bhn or ≤ 28 HRc	Profile (292-438)	RPM	278860	89378	44689	22309	14865	11619	
				Fz	0.00022	0.00007	0.00013	0.00027	0.00041	0.00052	
				Feed (ipm)	12.05	12.05	12.05	12.05	12.05	12.05	
				Slot (232-348)	RPM	221560	71013	35506	17725	11810	9232
					Fz	0.00022	0.00007	0.00013	0.00027	0.00041	0.00052
					Feed (ipm)	9.57	9.57	9.57	9.57	9.57	9.57
P	ALLOY STEELS 4140, 4150, 4320, 5120, 5150, 8630, 86L20, 50100	≤ 375 Bhn or ≤ 40 HRc	Profile (168-252)	RPM	160440	51423	25712	12835	8552	6685	
				Fz	0.00019	0.00006	0.00012	0.00024	0.00036	0.00046	
				Feed (ipm)	6.16	6.16	6.16	6.16	6.16	6.16	
				Slot (132-198)	RPM	126060	40404	20202	10085	6720	5253
					Fz	0.00019	0.00006	0.00012	0.00024	0.00036	0.00046
					Feed (ipm)	4.84	4.84	4.84	4.84	4.84	4.84
M	STAINLESS STEELS (FREE MACHINING) 303, 416, 420F, 430F, 440F	≤ 275 Bhn or ≤ 28 HRc	Profile (272-408)	RPM	259760	83256	41628	20781	13846	10823	
				Fz	0.00022	0.00007	0.00013	0.00027	0.00041	0.00052	
				Feed (ipm)	11.22	11.22	11.22	11.22	11.22	11.22	
				Slot (216-324)	RPM	206280	66115	33058	16502	10996	8595
					Fz	0.00022	0.00007	0.00013	0.00027	0.00041	0.00052
					Feed (ipm)	8.91	8.91	8.91	8.91	8.91	8.91
M	STAINLESS STEELS (DIFFICULT) 304, 304L, 316, 316L	≤ 275 Bhn or ≤ 28 HRc	Profile (188-282)	RPM	179540	57545	28772	14363	9570	7481	
				Fz	0.00019	0.00006	0.00012	0.00024	0.00036	0.00046	
				Feed (ipm)	6.90	6.90	6.90	6.90	6.90	6.90	
				Slot (148-222)	RPM	141340	45301	22651	11307	7534	5889
					Fz	0.00019	0.00006	0.00012	0.00024	0.00036	0.00046
					Feed (ipm)	5.43	5.43	5.43	5.43	5.43	5.43
M	STAINLESS STEELS (PH) 13-8 PH, 15-5PH, 17-4 PH, CUSTOM 450	≤ 325 Bhn or ≤ 35 HRc	Profile (172-258)	RPM	164260	52647	26324	13141	8756	6844	
				Fz	0.00014	0.00004	0.00008	0.00017	0.00025	0.00033	
				Feed (ipm)	4.46	4.46	4.46	4.46	4.46	4.46	
				Slot (136-204)	RPM	129880	41628	20814	10390	6923	5412
					Fz	0.00014	0.00004	0.00008	0.00017	0.00025	0.00033
					Feed (ipm)	3.53	3.53	3.53	3.53	3.53	3.53
K	CAST IRONS (LOW & MEDIUM ALLOY) Gray, Malleable, Ductile	≤ 220 Bhn or ≤ 19 HRc	Profile (244-366)	RPM	233020	74686	37343	18642	12421	9709	
				Fz	0.00022	0.00007	0.00014	0.00027	0.00041	0.00052	
				Feed (ipm)	10.08	10.08	10.08	10.08	10.08	10.08	
				Slot (196-294)	RPM	187180	59994	29997	14974	9978	7799
					Fz	0.00022	0.00007	0.00014	0.00027	0.00041	0.00052
					Feed (ipm)	8.10	8.10	8.10	8.10	8.10	8.10
N	ALUMINUM ALLOYS 2017, 2024, 356, 6061, 7075	≤ 150 Bhn or ≤ 7 HRc	Profile (800-1200)	RPM	764000	244872	122436	61120	40725	31833	
				Fz	0.00064	0.00020	0.00040	0.00080	0.00120	0.00153	
				Feed (ipm)	97.50	97.50	97.50	97.50	97.50	97.50	
				Slot (640-960)	RPM	611200	195897	97949	48896	32580	25467
					Fz	0.00064	0.00020	0.00040	0.00080	0.00120	0.00153
					Feed (ipm)	78.00	78.00	78.00	78.00	78.00	78.00
N	COPPER ALLOYS Alum Bronze, C110, Muntz Brass	≤ 140 Bhn or ≤ 3 HRc	Profile (412-618)	RPM	393460	126109	63054	31477	20973	16394	
				Fz	0.00048	0.00015	0.00030	0.00060	0.00090	0.00115	
				Feed (ipm)	37.68	37.68	37.68	37.68	37.68	37.68	
				Slot (328-492)	RPM	313240	100397	50199	25059	16697	13052
					Fz	0.00048	0.00015	0.00030	0.00060	0.00090	0.00115
					Feed (ipm)	30.00	30.00	30.00	30.00	30.00	30.00

continued on next page

Material Group	Material	Hardness	Vc (sfm)	RPM	DC • in						
					0.0050	0.0156	0.0312	0.0625	0.0938	0.1200	
N	PLASTICS Polycarbonate, PVC, Polypropylene		Profile (800-1200)	RPM	764000	244872	122436	61120	40725	31833	
				Fz	0.00064	0.00020	0.00040	0.00080	0.00120	0.00153	
				Feed (ipm)	97.50	97.50	97.50	97.50	97.50	97.50	
				Slot (640-960)	RPM	611200	195897	97949	48896	32580	25467
					Fz	0.00064	0.00020	0.00040	0.00080	0.00120	0.00153
					Feed (ipm)	78.00	78.00	78.00	78.00	78.00	78.00
S	SUPER ALLOYS (NICKEL, COBALT, IRON BASE) Inconel 601, 617, 625, Incoloy, Monel 400	≤ 300 Bhn or ≤ 32 HRc	Profile (48-72)	RPM	45840	14692	7346	3667	2443	1910	
				Fz	0.00012	0.00004	0.00008	0.00015	0.00023	0.00029	
				Feed (ipm)	1.11	1.11	1.11	1.11	1.11	1.11	
				Slot (36-54)	RPM	34380	11019	5510	2750	1833	1433
					Fz	0.00012	0.00004	0.00008	0.00015	0.00023	0.00029
					Feed (ipm)	0.83	0.83	0.83	0.83	0.83	0.83
S	SUPER ALLOYS (NICKEL, COBALT, IRON BASE) Inconel 718, X-750, Incoloy, Waspaloy, Hastelloy, Rene	≤ 400 Bhn or ≤ 43 HRc	Profile (36-54)	RPM	34380	11019	5510	2750	1833	1433	
				Fz	0.00008	0.00003	0.00005	0.00010	0.00015	0.00019	
				Feed (ipm)	0.55	0.55	0.55	0.55	0.55	0.55	
				Slot (28-42)	RPM	26740	8571	4285	2139	1425	1114
					Fz	0.00008	0.00003	0.00005	0.00010	0.00015	0.00019
					Feed (ipm)	0.43	0.43	0.43	0.43	0.43	0.43
S	TITANIUM ALLOYS Pure Titanium, Ti6Al4V, Ti6Al2Sn4Zr2Mo, Ti4Al4Mo2Sn0.5Si	≤ 350 Bhn or ≤ 38 HRc	Profile (128-192)	RPM	122240	39179	19590	9779	6516	5093	
				Fz	0.00014	0.00004	0.00008	0.00017	0.00025	0.00033	
				Feed (ipm)	3.32	3.32	3.32	3.32	3.32	3.32	
				Slot (104-156)	RPM	99320	31833	15917	7946	5294	4138
					Fz	0.00014	0.00004	0.00008	0.00017	0.00025	0.00033
					Feed (ipm)	2.70	2.70	2.70	2.70	2.70	2.70
S	TITANIUM ALLOYS (DIFFICULT) Ti10Al2Fe3Al, Ti5Al5V5Mo3Cr, Ti7Al4Mo, Ti3Al8V6Cr4Zr4Mo, Ti6Al6V6Sn, Ti15V3 Cr3Sn3Al	≤ 440 Bhn or ≤ 47 HRc	Profile (48-72)	RPM	45840	14692	7346	3667	2443	1910	
				Fz	0.00010	0.00003	0.00006	0.00012	0.00018	0.00023	
				Feed (ipm)	0.88	0.88	0.88	0.88	0.88	0.88	
				Slot (36-54)	RPM	34380	11019	5510	2750	1833	1433
					Fz	0.00010	0.00003	0.00006	0.00012	0.00018	0.00023
					Feed (ipm)	0.66	0.66	0.66	0.66	0.66	0.66
H	TOOL STEELS A2, D2, H13, L2, M2, P20, S7, T15, W2	≤ 375 Bhn or ≤ 40 HRc	Profile (140-210)	RPM	133700	42853	21426	10696	7127	5571	
				Fz	0.00016	0.00005	0.00010	0.00020	0.00030	0.00038	
				Feed (ipm)	4.28	4.28	4.28	4.28	4.28	4.28	
				Slot (112-168)	RPM	106960	34282	17141	8557	5701	4457
					Fz	0.00016	0.00005	0.00010	0.00020	0.00030	0.00038
					Feed (ipm)	3.42	3.42	3.42	3.42	3.42	3.42

- Note:**
- Bhn (Brinell) HRc (Rockwell C)
 - when recommended speed exceeds your capability, use maximum available and recalculate ipm
 - rpm = Vc x 3.82 / DC
 - ipm = Fz x No. of flutes x rpm
 - reduce speed and feed for materials harder than listed
 - reduce feed and Ae when finish milling (.02 x D₁ maximum)
 - refer to the KYOCERA SGS Tool Wizard® or sgsmicrotools.com for detailed technical charts by series

METRIC
Baseline

METRIC
Baseline

Material	Hardness	Vc (m/min)	RPM	DC • (mm)						
				0.1	0.5	1	1.5	2	2.5	3
P CARBON STEELS 1018, 1040, 1080, 1090, 10L50, 1140, 1212, 12L15, 1525, 1536	≤ 275 Bhn or ≤ 28 HRc	Profile (89-134)	Fz	353837	70767	35384	23589	17692	14153	11795
			Fz	0.00043	0.00216	0.00432	0.00648	0.00865	0.01081	0.01297
			Feed (mm/min)	306	306	306	306	306	306	306
		Slot (71-106)	Fz	281131	56226	28113	18742	14057	11245	9371
			Fz	0.00043	0.00216	0.00432	0.00648	0.00865	0.01081	0.01297
			Feed (mm/min)	243	243	243	243	243	243	243
P ALLOY STEELS 4140, 4150, 4320, 5120, 5150, 8630, 86L20, 50100	≤ 375 Bhn or ≤ 40 HRc	Profile (51-77)	Fz	203577	40715	20358	13572	10179	8143	6786
			Fz	0.00038	0.00192	0.00384	0.00576	0.00769	0.00961	0.01153
			Feed (mm/min)	156	156	156	156	156	156	156
		Slot (40-60)	Fz	159954	31991	15995	10664	7998	6398	5332
			Fz	0.00038	0.00192	0.00384	0.00576	0.00769	0.00961	0.01153
			Feed (mm/min)	123	123	123	123	123	123	123
M STAINLESS STEELS (FREE MACHINING) 303, 416, 420F, 430F, 440F	≤ 275 Bhn or ≤ 28 HRc	Profile (83-124)	Fz	329602	65920	32960	21973	16480	13184	10987
			Fz	0.00043	0.00216	0.00432	0.00648	0.00865	0.01081	0.01295
			Feed (mm/min)	285	285	285	285	285	285	285
		Slot (66-99)	Fz	261742	52348	26174	17449	13087	10470	8725
			Fz	0.00043	0.00216	0.00432	0.00648	0.00865	0.01081	0.01295
			Feed (mm/min)	226	226	226	226	226	226	226
M STAINLESS STEELS (DIFFICULT) 304, 304L, 316, 316L	≤ 275 Bhn or ≤ 28 HRc	Profile (57-86)	Fz	227813	45563	22781	15188	11391	9113	7594
			Fz	0.00038	0.00192	0.00385	0.00577	0.00769	0.00961	0.01154
			Feed (mm/min)	175	175	175	175	175	175	175
		Slot (45-68)	Fz	179342	35868	17934	11956	8967	7174	5978
			Fz	0.00038	0.00192	0.00385	0.00577	0.00769	0.00961	0.01154
			Feed (mm/min)	138	138	138	138	138	138	138
M STAINLESS STEELS (PH) 13-8 PH, 15-5PH, 17-4 PH, CUSTOM 450	≤ 325 Bhn or ≤ 35 HRc	Profile (52-79)	Fz	208425	41685	20842	13895	10421	8337	6947
			Fz	0.00027	0.00136	0.00272	0.00408	0.00544	0.00680	0.00819
			Feed (mm/min)	113	113	113	113	113	113	113
		Slot (41-62)	Fz	164801	32960	16480	10987	8240	6592	5493
			Fz	0.00027	0.00136	0.00272	0.00408	0.00544	0.00680	0.00819
			Feed (mm/min)	90	90	90	90	90	90	90
K CAST IRONS (LOW & MEDIUM ALLOY) Gray, Malleable, Ductile	≤ 220 Bhn or ≤ 19 HRc	Profile (74-112)	Fz	295672	59134	29567	19711	14784	11827	9856
			Fz	0.00043	0.00217	0.00433	0.00650	0.00866	0.01083	0.01301
			Feed (mm/min)	256	256	256	256	256	256	256
		Slot (60-90)	Fz	237507	47501	23751	15834	11875	9500	7917
			Fz	0.00043	0.00217	0.00433	0.00650	0.00866	0.01083	0.01301
			Feed (mm/min)	206	206	206	206	206	206	206
N ALUMINUM ALLOYS 2017, 2024, 356, 6061, 7075	≤ 150 Bhn or ≤ 7 HRc	Profile (244-366)	Fz	969416	193883	96942	64628	48471	38777	32314
			Fz	0.00128	0.00639	0.01277	0.01916	0.02555	0.03193	0.03832
			Feed (mm/min)	2477	2477	2477	2477	2477	2477	2477
		Slot (195-293)	Fz	775533	155107	77553	51702	38777	31021	25851
			Fz	0.00128	0.00639	0.01277	0.01916	0.02555	0.03193	0.03832
			Feed (mm/min)	1981	1981	1981	1981	1981	1981	1981
N COPPER ALLOYS Alum Bronze, C110, Muntz Brass	≤ 140 Bhn or ≤ 3 HRc	Profile (126-188)	Fz	499249	99850	49925	33283	24962	19970	16642
			Fz	0.00096	0.00479	0.00959	0.01438	0.01917	0.02396	0.02876
			Feed (mm/min)	957	957	957	957	957	957	957
		Slot (100-150)	Fz	397461	79492	39746	26497	19873	15898	13249
			Fz	0.00096	0.00479	0.00959	0.01438	0.01917	0.02396	0.02876
			Feed (mm/min)	762	762	762	762	762	762	762

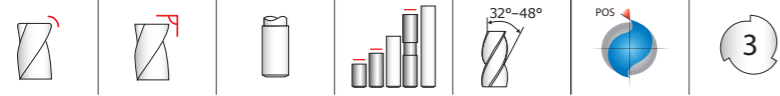
continued on next page

Material	Hardness	Vc (m/min)	RPM	DC • (mm)						
				0.1	0.5	1	1.5	2	2.5	3
N PLASTICS Polycarbonate, PVC, Polypropylene	≤ 300 Bhn or ≤ 32 HRc	Profile (244-366)	Fz	969416	193883	96942	64628	48471	38777	32314
			Fz	0.00128	0.00639	0.01277	0.01916	0.02555	0.03193	0.03832
			Feed (mm/min)	2477	2477	2477	2477	2477	2477	2477
		Slot (195-293)	Fz	775533	155107	77553	51702	38777	31021	25851
			Fz	0.00128	0.00639	0.01277	0.01916	0.02555	0.03193	0.03832
			Feed (mm/min)	1981	1981	1981	1981	1981	1981	1981
S SUPER ALLOYS (NICKEL, COBALT, IRON BASE) Inconel 601, 617, 625, Incoloy, Monel 400	≤ 300 Bhn or ≤ 32 HRc	Profile (15-22)	Fz	58165	11633	5816	3878	2908	2327	1939
			Fz	0.00024	0.00121	0.00242	0.00362	0.00483	0.00604	0.00722
			Feed (mm/min)	28	28	28	28	28	28	28
		Slot (11-16)	Fz	43624	8725	4362	2908	2181	1745	1454
			Fz	0.00024	0.00121	0.00242	0.00362	0.00483	0.00604	0.00722
			Feed (mm/min)	21	21	21	21	21	21	21
S SUPER ALLOYS (NICKEL, COBALT, IRON BASE) Inconel 718, X-750, Incoloy, Waspalloy, Hastelloy, Rene	≤ 400 Bhn or ≤ 43 HRc	Profile (11-16)	Fz	43624	8725	4362	2908	2181	1745	1454
			Fz	0.00016	0.00080	0.00161	0.00241	0.00322	0.00402	0.00486
			Feed (mm/min)	14	14	14	14	14	14	14
		Slot (9-13)	Fz	33930	6786	3393	2262	1696	1357	1131
			Fz	0.00016	0.00080	0.00161	0.00241	0.00322	0.00402	0.00486
			Feed (mm/min)	11	11	11	11	11	11	11
S TITANIUM ALLOYS Pure Titanium, Ti6Al4V, Ti6Al2Sn4Zr2Mo, Ti4Al4Mo2Sn0.5Si	≤ 350 Bhn or ≤ 38 HRc	Profile (39-59)	Fz	155107	31021	15511	10340	7755	6204	5170
			Fz	0.00027	0.00136	0.00272	0.00408	0.00544	0.00680	0.00821
			Feed (mm/min)	84	84	84	84	84	84	84
		Slot (32-48)	Fz	126024	25205	12602	8402	6301	5041	4201
			Fz	0.00027	0.00136	0.00272	0.00408	0.00544	0.00680	0.00821
			Feed (mm/min)	69	69	69	69	69	69	69
S TITANIUM ALLOYS (DIFFICULT) Ti10Al2Fe3Al, Ti5Al5V5Mo3Cr, Ti7Al4Mo, Ti3Al8V6Cr4Zr4Mo, Ti6Al6V6Sn, Ti15V3Cr3Sn3Al	≤ 440 Bhn or ≤ 47 HRc	Profile (15-22)	Fz	58165	11633	5816	3878	2908	2327	1939
			Fz	0.00019	0.00096	0.00192	0.00288	0.00384	0.00480	0.00585
			Feed (mm/min)	22	22	22	22	22	22	22
		Slot (11-16)	Fz	43624	8725	4362	2908	2181	1745	1454
			Fz	0.00019	0.00096	0.00192	0.00288	0.00384	0.00480	0.00585
			Feed (mm/min)	17	17	17	17	17	17	17
H TOOL STEELS A2, D2, H13, L2, M2, P20, S7, T15, W2	≤ 375 Bhn or ≤ 40 HRc	Profile (43-64)	Fz	169648	33930	16965	11310	8482	6786	5655
			Fz	0.00032	0.00160	0.00320	0.00480	0.00640	0.00800	0.00962
			Feed (mm/min)	109	109	109	109	109	109	109
		Slot (34-51)	Fz	135718	27144	13572	9048	6786	5429	4524
			Fz	0.00032	0.00160	0.00320	0.00480	0.00640	0.00800	0.00962
			Feed (mm/min)	87	87	87	87	87	87	87

Note:

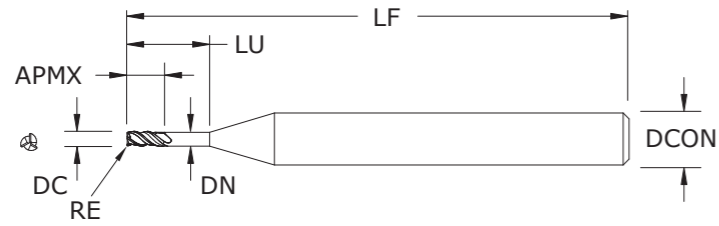
- Bhn (Brinell) HRc (Rockwell C)
- when recommended speed exceeds your capability, use maximum available and recalculate mm/min
- rpm = (Vc x 1000) / (DC x 3.14)
- mm/min = Fz x No. of flutes x rpm
- reduce speed and feed for materials harder than listed
- reduce feed and Ae when finish milling (.02 x D₁ maximum)
- refer to the KYOCERA SGS Tool Wizard® or sgsmicrotools.com for detailed technical charts by series

FRACTIONAL
M032



M032
FRACTIONAL SERIES

- Variable helix design improves stability, extends tool life, and improves part quality in challenging applications
- Reinforced shank maximizes rigidity, especially in applications requiring additional tool extension
- Proprietary coating allows for superior chip flow, driving industry leading productivity and value, even at low spindle speeds.
- Available from stock in a selection of popular diameters, flute lengths, and end configurations
- Application specific sub-micron grain carbide designed specifically for micro-tool applications
- Manufactured in accordance with KSPT ISO certified quality procedures



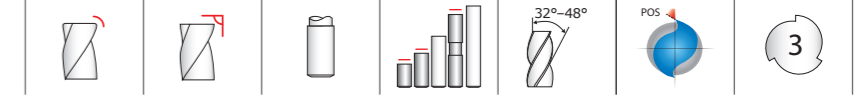
inch							EDP NO.
CUTTING DIAMETER DC	SHANK DIAMETER DCON	LENGTH OF CUT APMX	REACH LU	NECK DIAMETER DN	OVERALL LENGTH LF	CORNER RADIUS RE	TI-NAMITE-A (AITIN)
0.0312	1/4	0.063	-	-	2-1/2	-	05271
0.0312	1/4	0.063	0.155	0.029	2-1/2	-	05272
0.0312	1/4	0.063	-	-	2-1/2	0.006	05270
0.0312	1/4	0.094	-	-	2-1/2	-	05274
0.0312	1/4	0.094	-	-	2-1/2	0.006	05273
0.0312	1/4	0.094	0.155	0.029	2-1/2	0.006	05275
0.0469	1/4	0.094	-	-	2-1/2	-	05277
0.0469	1/4	0.094	0.230	0.043	2-1/2	-	05278
0.0469	1/4	0.094	-	-	2-1/2	0.010	05276
0.0469	1/4	0.141	-	-	2-1/2	-	05280
0.0469	1/4	0.141	-	-	2-1/2	0.010	05279
0.0469	1/4	0.141	0.230	0.043	2-1/2	0.010	05281
0.0625	1/4	0.140	-	-	2-1/2	-	05283
0.0625	1/4	0.140	0.312	0.058	2-1/2	-	05284
0.0625	1/4	0.140	-	-	2-1/2	0.010	05282
0.0625	1/4	0.188	-	-	2-1/2	-	05286
0.0625	1/4	0.188	-	-	2-1/2	0.010	05285
0.0625	1/4	0.188	0.312	0.058	2-1/2	0.010	05287
0.0781	1/4	0.140	-	-	2-1/2	-	05289
0.0781	1/4	0.140	0.390	0.072	2-1/2	-	05290
0.0781	1/4	0.140	-	-	2-1/2	0.010	05288
0.0781	1/4	0.234	-	-	2-1/2	-	05292
0.0781	1/4	0.234	-	-	2-1/2	0.010	05291
0.0781	1/4	0.234	0.390	0.072	2-1/2	0.010	05293
0.0938	1/4	0.188	-	-	2-1/2	-	05295
0.0938	1/4	0.188	0.465	0.086	2-1/2	-	05296
0.0938	1/4	0.188	-	-	2-1/2	0.010	05294
0.0938	1/4	0.375	-	-	2-1/2	-	05298
0.0938	1/4	0.375	-	-	2-1/2	0.010	05297
0.0938	1/4	0.375	0.465	0.086	2-1/2	0.010	05299
0.1094	1/4	0.188	-	-	2-1/2	-	05301
0.1094	1/4	0.188	0.545	0.101	2-1/2	-	05302
0.1094	1/4	0.188	-	-	2-1/2	0.010	05300
0.1094	1/4	0.438	-	-	2-1/2	-	05304
0.1094	1/4	0.438	-	-	2-1/2	0.010	05303
0.1094	1/4	0.438	0.545	0.101	2-1/2	0.010	05305

New Expanded Tools

TOLERANCES (inch)

.031-109 DIAMETER
DC = +0.000/-0.001
DCON = h₆
RE = +0.002/-0.002

- STEELS
- STAINLESS STEELS
- CAST IRON
- HIGH TEMP ALLOYS
- TITANIUM
- HARDENED STEELS
- NON-FERROUS
- PLASTICS/COMPOSITES



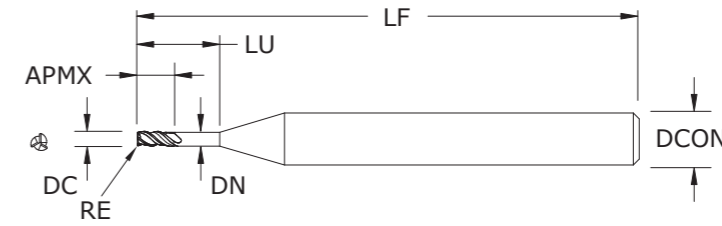
METRIC
M032

New Expanded Tools

TOLERANCES (mm)

1,0-3,0 DIAMETER
DC = +0,0000/-0,0254
DCON = h₆
RE = +0,050/-0,050

- STEELS
- STAINLESS STEELS
- CAST IRON
- HIGH TEMP ALLOYS
- TITANIUM
- HARDENED STEELS
- NON-FERROUS
- PLASTICS/COMPOSITES



mm							EDP NO.
CUTTING DIAMETER DC	SHANK DIAMETER DCON	LENGTH OF CUT APMX	REACH LU	NECK DIAMETER DN	OVERALL LENGTH LF	CORNER RADIUS RE	TI-NAMITE-A (AITIN)
1,0	6,0	1,5	-	-	63,5	-	05324
1,0	6,0	1,5	-	-	63,5	0,1	05321
1,0	6,0	1,5	-	-	63,5	0,2	05322
1,0	6,0	1,5	-	-	63,5	0,3	05323
1,0	6,0	3,0	-	-	63,5	-	05328
1,0	6,0	3,0	-	-	63,5	0,1	05325
1,0	6,0	3,0	-	-	63,5	0,2	05326
1,0	6,0	3,0	-	-	63,5	0,3	05327
1,0	6,0	3,0	10,0	0,92	75,0	-	05332
1,0	6,0	3,0	10,0	0,92	63,5	0,1	05329
1,0	6,0	3,0	10,0	0,92	63,5	0,2	05330
1,0	6,0	3,0	10,0	0,92	63,5	0,3	05331
1,5	6,0	2,5	-	-	63,5	-	05310
1,5	6,0	2,5	-	-	63,5	0,1	05306
1,5	6,0	2,5	-	-	63,5	0,2	05307
1,5	6,0	2,5	-	-	63,5	0,3	05308
1,5	6,0	2,5	-	-	63,5	0,5	05309
1,5	6,0	4,5	-	-	63,5	-	05315
1,5	6,0	4,5	-	-	63,5	0,1	05311
1,5	6,0	4,5	-	-	63,5	0,2	05312
1,5	6,0	4,5	-	-	63,5	0,3	05313
1,5	6,0	4,5	-	-	63,5	0,5	05314
1,5	6,0	4,5	15,0	1,38	75,0	-	05320
1,5	6,0	4,5	15,0	1,38	63,5	0,1	05316
1,5	6,0	4,5	15,0	1,38	63,5	0,2	05317
1,5	6,0	4,5	15,0	1,38	63,5	0,3	05318
1,5	6,0	4,5	15,0	1,38	63,5	0,5	05319
2,0	6,0	3,0	-	-	63,5	-	05348
2,0	6,0	3,0	-	-	63,5	0,2	05345
2,0	6,0	3,0	-	-	63,5	0,3	05346
2,0	6,0	3,0	-	-	63,5	0,5	05347
2,0	6,0	6,0	-	-	63,5	-	05352
2,0	6,0	6,0	-	-	63,5	0,2	05349
2,0	6,0	6,0	-	-	63,5	0,3	05350

continued on next page

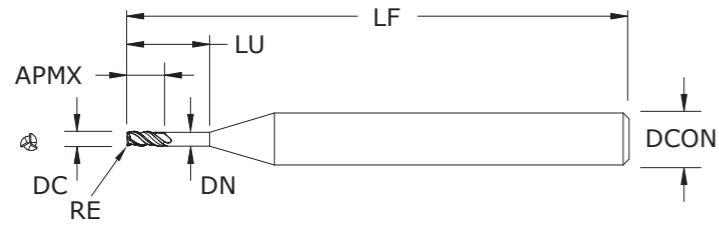
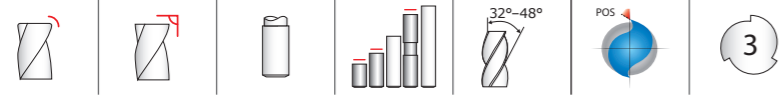
M032
METRIC SERIES

- Variable helix design improves stability, extends tool life, and improves part quality in challenging applications
- Reinforced shank maximizes rigidity, especially in applications requiring additional tool extension
- Proprietary coating allows for superior chip flow, driving industry leading productivity and value, even at low spindle speeds.
- Available from stock in a selection of popular diameters, flute lengths, and end configurations
- Application specific sub-micron grain carbide designed specifically for micro-tool applications
- Manufactured in accordance with KSPT ISO certified quality procedures

KYOCERA Solid Tools

SGS Solid Tools

SGS Micro Tools



M032
METRIC SERIES

continued

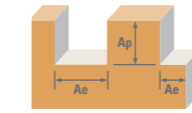
mm							EDP NO.
CUTTING DIAMETER DC	SHANK DIAMETER DCON	LENGTH OF CUT APMX	REACH LU	NECK DIAMETER DN	OVERALL LENGTH LF	CORNER RADIUS RE	TI-NAMITE-A (AITiN)
2,0	6,0	6,0	-	-	63,5	0,5	05351
2,0	6,0	6,0	20,0	1,84	75,0	-	05356
2,0	6,0	6,0	20,0	1,84	63,5	0,2	05353
2,0	6,0	6,0	20,0	1,84	63,5	0,3	05354
2,0	6,0	6,0	20,0	1,84	63,5	0,5	05355
2,5	6,0	4,0	-	-	63,5	-	05336
2,5	6,0	4,0	-	-	63,5	0,2	05333
2,5	6,0	4,0	-	-	63,5	0,3	05334
2,5	6,0	4,0	-	-	63,5	0,5	05335
2,5	6,0	7,5	-	-	63,5	-	05340
2,5	6,0	7,5	-	-	63,5	0,2	05337
2,5	6,0	7,5	-	-	63,5	0,3	05338
2,5	6,0	7,5	-	-	63,5	0,5	05339
2,5	6,0	7,5	25,0	2,3	75,0	-	05344
2,5	6,0	7,5	25,0	2,3	63,5	0,2	05341
2,5	6,0	7,5	25,0	2,3	63,5	0,3	05342
2,5	6,0	7,5	25,0	2,3	63,5	0,5	05343
3,0	6,0	5,0	-	-	63,5	-	05361
3,0	6,0	5,0	-	-	63,5	0,2	05357
3,0	6,0	5,0	-	-	63,5	0,3	05358
3,0	6,0	5,0	-	-	63,5	0,5	05359
3,0	6,0	5,0	-	-	63,5	1,0	05360
3,0	6,0	9,0	-	-	63,5	-	05366
3,0	6,0	9,0	-	-	63,5	0,2	05362
3,0	6,0	9,0	-	-	63,5	0,3	05363
3,0	6,0	9,0	-	-	63,5	0,5	05364
3,0	6,0	9,0	-	-	63,5	1,0	05365
3,0	6,0	9,0	30,0	2,76	75,0	-	05371
3,0	6,0	9,0	30,0	2,76	63,5	0,2	05367
3,0	6,0	9,0	30,0	2,76	63,5	0,3	05368
3,0	6,0	9,0	30,0	2,76	63,5	0,5	05369
3,0	6,0	9,0	30,0	2,76	63,5	1,0	05370

New Expanded Tools

TOLERANCES (mm)

1,0-3,0 DIAMETER
DC = +0,0000/-0,0254
DCON = h₆
RE = +0,050/-0,050

- STEELS
- STAINLESS STEELS
- CAST IRON
- HIGH TEMP ALLOYS
- TITANIUM
- HARDENED STEELS
- NON-FERROUS
- PLASTICS/COMPOSITES

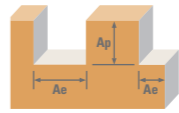
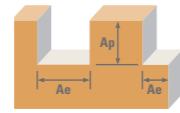


Series M032 Fractional	Hardness	Ae x DC	Ap x DC	Vc (sfm)	DC • in			
					1/32	5/64	7/64	
P CARBON STEELS 1018, 1040, 1080, 1090, 10L50, 1140, 1212, 12L15, 1525, 1536	≤ 275 Bhn or ≤ 28 HRc	≤ 0.25	≤ 1	790 (632-948)	RPM	96570	38628	27591
					Fz	0.00009	0.00022	0.00031
					Feed (ipm)	26.0	26.0	26.0
	Slot	1	≤ 0.5	630 (504-756)	RPM	77011	30804	22003
					Fz	0.00009	0.00022	0.00031
					Feed (ipm)	20.5	20.5	20.5
Finish	≤ .02	1	1565 (1252-1878)	RPM	191306	76522	54659	
				Fz	0.00017	0.00041	0.00058	
				Feed (ipm)	95.0	95.0	95.0	
P ALLOY STEELS 4140, 4150, 4320, 5120, 5150, 8630, 86L20, 50100	≤ 375 Bhn or ≤ 40 HRc	≤ 0.25	≤ 1	450 (360-540)	RPM	55008	22003	15717
					Fz	0.00007	0.00017	0.00023
					Feed (ipm)	11.0	11.0	11.0
	Slot	1	≤ 0.5	360 (288-432)	RPM	44006	17603	12573
					Fz	0.00007	0.00017	0.00024
					Feed (ipm)	8.9	8.9	8.9
Finish	≤ .02	1	895 (716-1074)	RPM	109405	43762	31259	
				Fz	0.00012	0.00030	0.00043	
				Feed (ipm)	40.0	40.0	40.0	
P ALLOY STEELS 4140, 4150, 4320, 5120, 5150, 8630, 86L20, 50100	≤ 560 Bhn or ≤ 55 HRc	≤ 0.25	≤ 1	93 (74-112)	RPM	11368	4547	3248
					Fz	0.00003	0.00007	0.00010
					Feed (ipm)	0.9	0.9	0.9
	Slot	1	≤ 0.5	65 (52-78)	RPM	7946	3178	2270
					Fz	0.00003	0.00006	0.00009
					Feed (ipm)	0.6	0.6	0.6
Finish	≤ .02	1	167 (134-200)	RPM	20414	8166	5833	
				Fz	0.00004	0.00011	0.00016	
				Feed (ipm)	2.8	2.8	2.8	
H TOOL STEELS A2, D2, H13, L2, M2, P20, S7, T15, W2	≤ 375 Bhn or ≤ 40 HRc	≤ 0.25	≤ 1	69 (55-83)	RPM	8435	3374	2410
					Fz	0.00003	0.00007	0.00010
					Feed (ipm)	0.8	0.8	0.8
	Slot	1	≤ 0.5	50 (40-60)	RPM	6112	2445	1746
					Fz	0.00002	0.00006	0.00009
					Feed (ipm)	0.5	0.5	0.5
Finish	≤ .02	1	124 (99-149)	RPM	15158	6063	4331	
				Fz	0.00005	0.00012	0.00017	
				Feed (ipm)	2.2	2.2	2.2	
K CAST IRONS (LOW & MEDIUM ALLOY) Gray, Malleable, Ductile	≤ 220 Bhn or ≤ 19 HRc	≤ 0.25	≤ 1	620 (496-744)	RPM	75789	30316	21654
					Fz	0.00011	0.00028	0.00039
					Feed (ipm)	25.5	25.5	25.5
	Slot	1	≤ 0.5	450 (360-540)	RPM	55008	22003	15717
					Fz	0.00010	0.00024	0.00034
					Feed (ipm)	16.0	16.0	16.0
Finish	≤ .02	1	1115 (892-1338)	RPM	136298	54519	38942	
				Fz	0.00018	0.00045	0.00062	
				Feed (ipm)	73.0	73.0	73.0	

continued on next page

FRACTIONAL
Series M032

METRIC
Series M032



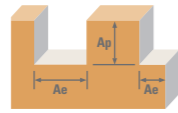
Series M032 Fractional	Hardness	Ae x DC	Ap x DC	Vc (sfm)	DC • in				
					1/32	5/64	7/64		
M STAINLESS STEELS (DIFFICULT) 304, 304L, 316, 316L	≤ 275 Bhn or ≤ 28 HRc	Profile 	≤ 0.25	≤ 1	335	RPM	40950	16380	11700
					(268-402)	Fz	0.00008	0.00020	0.00028
					Feed (ipm)	9.9	9.9	9.9	
		Slot 	1	≤ .5	245	RPM	29949	11980	8557
					(196-294)	Fz	0.00007	0.00017	0.00023
					Feed (ipm)	6.0	6.0	6.0	
		Finish 	≤ .02	1	605	RPM	73955	29582	21130
					(484-726)	Fz	0.00012	0.00031	0.00043
					Feed (ipm)	27.5	27.5	27.5	
M STAINLESS STEELS (PH) 13-8 PH, 15-5 PH, 17-4 PH, Custom 450	≤ 325 Bhn or ≤ 35 HRc	Profile 	≤ 0.25	≤ 1	310	RPM	37894	15158	10827
					(248-372)	Fz	0.00008	0.00020	0.00028
					Feed (ipm)	9.0	9.0	9.0	
		Slot 	1	≤ .5	225	RPM	27504	11002	7858
					(180-270)	Fz	0.00007	0.00017	0.00023
					Feed (ipm)	5.5	5.5	5.5	
		Finish 	≤ .02	1	555	RPM	67843	27137	19384
					(444-666)	Fz	0.00013	0.00031	0.00044
					Feed (ipm)	25.5	25.5	25.5	
S SUPER ALLOYS (NICKEL, COBALT, IRON BASE) Inconel 718, X-750, Incoloy, Waspaloy, Hastelloy, Rene	≤ 400 Bhn or ≤ 43 HRc	Profile 	≤ 0.5	≤ 1.5	200	RPM	24448	9779	6985
					(160-240)	Fz	0.00007	0.00017	0.00024
					Feed (ipm)	5.1	5.1	5.1	
		Slot 	1	≤ 1	145	RPM	17725	7090	5064
					(116-174)	Fz	0.00006	0.00015	0.00021
					Feed (ipm)	3.2	3.2	3.2	
		Finish 	≤ .02	1	360	RPM	44006	17603	12573
					(288-432)	Fz	0.00011	0.00027	0.00038
					Feed (ipm)	14.5	14.5	14.5	
S TITANIUM ALLOYS Pure Titanium, Ti6Al4V, Ti6Al2Sn4Zr2Mo, Ti4Al4Mo2Sn0.5Si	≤ 350 Bhn or ≤ 38 HRc	Profile 	≤ 0.5	≤ 1.5	245	RPM	29949	11980	8557
					(196-294)	Fz	0.00007	0.00018	0.00025
					Feed (ipm)	6.3	6.3	6.3	
		Slot 	1	≤ 1	180	RPM	22003	8801	6287
					(144-216)	Fz	0.00006	0.00015	0.00021
					Feed (ipm)	3.9	3.9	3.9	
		Finish 	≤ .02	1	440	RPM	53786	21514	15367
					(352-528)	Fz	0.00011	0.00028	0.00039
					Feed (ipm)	18.0	18.0	18.0	

Bhn (Brinell) HRc (Rockwell C)
 rpm = Vc x 3.82 / DC
 ipm = Fz x 3 x rpm (Fz x 3 x max available rpm when recommendation exceeds machine limit)
 ramp up to 5 degrees using slotting speed and feed rates. Do not plunge.
 reduce speed and feed for materials harder than listed
 refer to the KYOCERA SGS Tool Wizard® for complete technical information (www.kyocera-sgstool.com)

Series M032 Metric	Hardness	Ae x DC	Ap x DC	Vc (m/min)	DC • mm				
					1	2	3		
P CARBON STEELS 1018, 1040, 1080, 1090, 10L50, 1140, 1212, 12L15, 1525, 1536	≤ 275 Bhn or ≤ 28 HRc	Profile 	≤ 0.25	≤ 1	241	RPM	76584	38292	25528
					(193-289)	Fz	0.0029	0.0057	0.0086
					Feed (mm/min)	660	660	660	
		Slot 	1	≤ .5	192	RPM	61073	30537	20358
					(154-230)	Fz	0.0028	0.0057	0.0085
					Feed (ipm)	521	521	521	
		Finish 	≤ .02	1	477	RPM	151714	75857	50571
					(382-572)	Fz	0.0053	0.0106	0.0159
					Feed (ipm)	2413	2413	2413	
P ALLOY STEELS 4140, 4150, 4320, 5120, 5150, 8630, 86L20, 50100	≤ 375 Bhn or ≤ 40 HRc	Profile 	≤ 0.25	≤ 1	137	RPM	43624	21812	14541
					(110-165)	Fz	0.0021	0.0043	0.0064
					Feed (ipm)	279	279	279	
		Slot 	1	≤ .5	110	RPM	34899	17449	11633
					(88-132)	Fz	0.0022	0.0043	0.0065
					Feed (ipm)	226	226	226	
		Finish 	≤ .02	1	273	RPM	86763	43381	28921
					(218-327)	Fz	0.0039	0.0078	0.0117
					Feed (ipm)	1016	1016	1016	
P ALLOY STEELS 4140, 4150, 4320, 5120, 5150, 8630, 86L20, 50100	≤ 560 Bhn or ≤ 55 HRc	Profile 	≤ 0.25	≤ 1	28	RPM	9016	4508	3005
					(23-34)	Fz	0.0009	0.0018	0.0026
					Feed (ipm)	24	24	24	
		Slot 	1	≤ .5	20	RPM	6301	3151	2100
					(16-24)	Fz	0.0008	0.0016	0.0025
					Feed (ipm)	15	15	15	
		Finish 	≤ .02	1	51	RPM	16189	8095	5396
					(41-61)	Fz	0.0014	0.0029	0.0043
					Feed (ipm)	70	70	70	
H TOOL STEELS A2, D2, H13, L2, M2, P20, S7, T15, W2	≤ 375 Bhn or ≤ 40 HRc	Profile 	≤ 0.25	≤ 1	21	RPM	6689	3344	2230
					(17-25)	Fz	0.0009	0.0019	0.0028
					Feed (ipm)	19	19	19	
		Slot 	1	≤ .5	15	RPM	4847	2424	1616
					(12-18)	Fz	0.0008	0.0016	0.0024
					Feed (ipm)	11	11	11	
		Finish 	≤ .02	1	38	RPM	12021	6010	4007
					(30-45)	Fz	0.0015	0.0031	0.0046
					Feed (ipm)	56	56	56	
K CAST IRONS (LOW & MEDIUM ALLOY) Gray, Malleable, Ductile	≤ 220 Bhn or ≤ 19 HRc	Profile 	≤ 0.25	≤ 1	189	RPM	60104	30052	20035
					(151-227)	Fz	0.0036	0.0072	0.0108
					Feed (ipm)	648	648	648	
		Slot 	1	≤ .5	137	RPM	43624	21812	14541
					(110-165)	Fz	0.0031	0.0062	0.0093
					Feed (ipm)	406	406	406	
		Finish 	≤ .02	1	340	RPM	108090	54045	36030
					(272-408)	Fz	0.0057	0.0114	0.0172
					Feed (ipm)	1854	1854	1854	

continued on next page

METRIC
Series M032



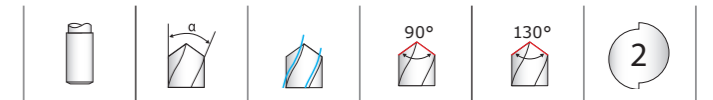
Series M032 Metric	Hardness	Ae x DC	Ap x DC	Vc (m/min)	DC • mm			
					1	2	3	
M STAINLESS STEELS (DIFFICULT) 304, 304L, 316, 316L	Profile 	≤ 0.25	≤ 1	102	RPM	32475	16238	10825
				(82-123)	Fz	0.0026	0.0052	0.0077
				Feed (ipm)	251	251	251	
	Slot 	1	≤ .5	75	RPM	23751	11875	7917
				(60-90)	Fz	0.0021	0.0043	0.0064
				Feed (ipm)	152	152	152	
	Finish 	≤ .02	1	184	RPM	58650	29325	19550
				(148-221)	Fz	0.0040	0.0079	0.0119
				Feed (ipm)	699	699	699	
M STAINLESS STEELS (PH) 13-8 PH, 15-5 PH, 17-4 PH, Custom 450	Profile 	≤ 0.25	≤ 1	94	RPM	30052	15026	10017
				(76-113)	Fz	0.0025	0.0051	0.0076
				Feed (ipm)	229	229	229	
	Slot 	1	≤ .5	69	RPM	21812	10906	7271
				(55-82)	Fz	0.0021	0.0043	0.0064
				Feed (ipm)	140	140	140	
	Finish 	≤ .02	1	169	RPM	53803	26901	17934
				(135-203)	Fz	0.0040	0.0080	0.0120
				Feed (ipm)	648	648	648	
S SUPER ALLOYS (NICKEL, COBALT, IRON BASE) Inconel 718, X-750, Incoloy, Waspaloy, Hastelloy, Rene	Profile 	≤ 0.5	≤ 1.5	61	RPM	19388	9694	6463
				(49-73)	Fz	0.0022	0.0045	0.0067
				Feed (ipm)	130	130	130	
	Slot 	1	≤ 1	44	RPM	14057	7028	4686
				(35-53)	Fz	0.0019	0.0039	0.0058
				Feed (ipm)	81	81	81	
	Finish 	≤ .02	1	110	RPM	34899	17449	11633
				(88-132)	Fz	0.0035	0.0070	0.0106
				Feed (ipm)	368	368	368	
S TITANIUM ALLOYS Pure Titanium, Ti6Al4V, Ti6Al2Sn4Zr2Mo, Ti4Al4Mo2Sn0.5Si	Profile 	≤ 0.5	≤ 1.5	75	RPM	23751	11875	7917
				(60-90)	Fz	0.0022	0.0045	0.0067
				Feed (ipm)	160	160	160	
	Slot 	1	≤ 1	55	RPM	17449	8725	5816
				(44-66)	Fz	0.0019	0.0038	0.0057
				Feed (ipm)	99	99	99	
	Finish 	≤ .02	1	134	RPM	42654	21327	14218
				(107-161)	Fz	0.0036	0.0071	0.0107
				Feed (ipm)	457	457	457	

Bhn (Brinell) HRC (Rockwell C)
 rpm = (Vc x 1000) / (DC x 3.14)
 mm/min = Fz x 3 x rpm (Fz x 3 x max available rpm when recommendation exceeds machine limit)
 reduce speed and feed for materials harder than listed
 refer to the KYOCERA SGS Tool Wizard® for complete technical information (www.kyocera-sgstool.com)



KYOCERA

FRACTIONAL
2 Flute Spotting External Coolant



New Expanded Tools

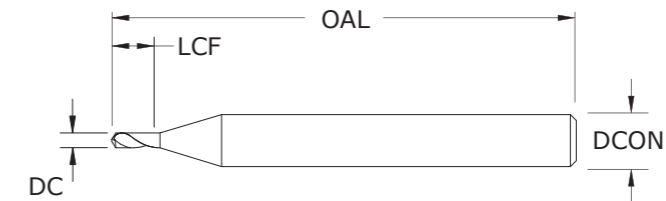
TOLERANCES (inch)

.005-.125 DIAMETER

DC = +0.0000/-0.0003

DCON = h6

- STEELS
- STAINLESS STEELS
- CAST IRON
- HIGH TEMP ALLOYS
- TITANIUM
- HARDENED STEELS
- NON-FERROUS
- PLASTICS/COMPOSITES



CUTTING DIAMETER DC	SHANK DIAMETER DCON	FLUTE LENGTH LCF	OVERALL LENGTH OAL	POINT ANGLE	EDP NO.	
					UNCOATED	TI-NAMITE-A (AITIN)
0.0050	1/8	0.025	1-1/2	90	07016	07000
0.0100	1/8	0.035	1-1/2	90	07017	07001
0.0150	1/8	0.045	1-1/2	90	07018	07002
0.0200	1/8	0.050	1-1/2	90	07019	07003
0.0312	1/8	0.090	1-1/2	90	07020	07004
0.0625	1/8	0.200	1-1/2	90	07021	07005
0.0938	1/8	0.200	1-1/2	90	07022	07006
0.1250	1/8	0.200	1-1/2	90	07023	07007
0.0050	1/8	0.025	1-1/2	130	07024	07008
0.0100	1/8	0.035	1-1/2	130	07025	07009
0.0150	1/8	0.045	1-1/2	130	07026	07010
0.0200	1/8	0.050	1-1/2	130	07027	07011
0.0312	1/8	0.090	1-1/2	130	07028	07012
0.0625	1/8	0.200	1-1/2	130	07029	07013
0.0938	1/8	0.200	1-1/2	130	07030	07014
0.1250	1/8	0.200	1-1/2	130	07031	07015

M080
FRACTIONAL SERIES

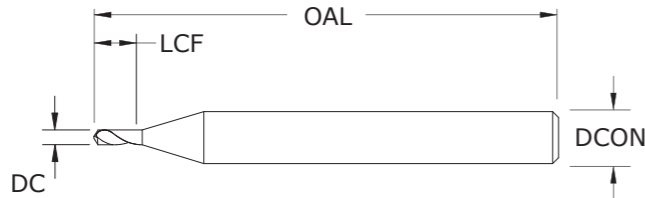
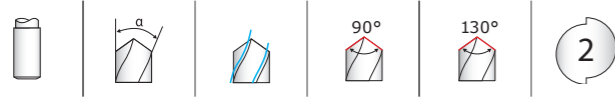
- 4-facet point design, stub length, and mirror finish provide the highest quality spot
- Ti-Namite A coating and uncoated options for the ultimate performance and tool life in a variety of ferrous and non-ferrous workpiece materials
- Available from stock in all popular diameters and point configurations
- Application specific sub-micron grain carbide designed specifically for micro-tool applications
- Manufactured in accordance with KSPT ISO certified quality procedures

KYOCERA Solid Tools

SGS Solid Tools

SGS Micro Tools

2 Flute Spotting External Coolant



M081 METRIC SERIES

- 4-facet point design, stub length, and mirror finish provide the highest quality spot
- Ti-Namite A coating and uncoated options for the ultimate performance and tool life in a variety of ferrous and non-ferrous workpiece materials
- Available from stock in all popular diameters and point configurations
- Application specific sub-micron grain carbide designed specifically for micro-tool applications
- Manufactured in accordance with KSPT ISO certified quality procedures

CUTTING DIAMETER DC	SHANK DIAMETER DCON	mm			POINT ANGLE	EDP NO.	
		FLUTE LENGTH LCF	OVERALL LENGTH OAL	UNCOATED		TI-NAMITE-A (AITiN)	
0,15	3,0	0,65	38,0	90	07048	07032	
0,25	3,0	0,90	38,0	90	07049	07033	
0,40	3,0	1,15	38,0	90	07050	07034	
0,50	3,0	1,30	38,0	90	07051	07035	
1,00	3,0	2,30	38,0	90	07052	07036	
1,50	3,0	5,00	38,0	90	07053	07037	
2,00	3,0	5,00	38,0	90	07054	07038	
3,00	3,0	5,00	38,0	90	07055	07039	
0,15	3,0	0,65	38,0	130	07056	07040	
0,25	3,0	0,90	38,0	130	07057	07041	
0,40	3,0	1,15	38,0	130	07058	07042	
0,50	3,0	1,30	38,0	130	07059	07043	
1,00	3,0	2,30	38,0	130	07060	07044	
1,50	3,0	5,00	38,0	130	07061	07045	
2,00	3,0	5,00	38,0	130	07062	07046	
3,00	3,0	5,00	38,0	130	07063	07047	

New Expanded Tools

TOLERANCES (mm)

0,15–3,0 DIAMETER
DC = +0,000/-0,008
DCON = h₆

- STEELS
- STAINLESS STEELS
- CAST IRON
- HIGH TEMP ALLOYS
- TITANIUM
- HARDENED STEELS
- NON-FERROUS
- PLASTICS/COMPOSITES

Series M080	Hardness	Vc (sfm)	DC • in							
			0.005	0.010	0.020	0.040	0.080	0.125		
P	CARBON STEELS 1018, 1040, 1080, 1090, 10L50, 1140, 1212, 12L15, 1525, 1536	≤ 175 Bhn or ≤ 7 HRc	280 (224-336)	RPM	213920	106960	53480	26740	13370	8557
				Fz	0.00010	0.00021	0.0004	0.0008	0.0016	0.0026
				Feed (ipm)	22.0	22.0	22.0	22.0	22.0	22.0
H	ALLOY STEELS 4140, 4150, 4320, 5120, 5150, 8630, 86L20, 50100	≤ 275 Bhn or ≤ 28 HRc	180 (144-216)	RPM	137520	68760	34380	17190	8595	5501
				Fz	0.00010	0.00019	0.0004	0.0008	0.0015	0.0024
				Feed (ipm)	13.3	13.3	13.3	13.3	13.3	13.3
K	TOOL STEELS A2, D2, H13, L2, M2, P20, S7, T15, W2	≤ 475 Bhn or ≤ 50 HRc	70 (56-84)	RPM	53480	26740	13370	6685	3343	2139
				Fz	0.00004	0.00008	0.0002	0.0003	0.0006	0.0010
				Feed (ipm)	2.1	2.1	2.1	2.1	2.1	2.1
M	CAST IRONS Gray, Malleable, Ductile	≤ 220 Bhn or ≤ 19 HRc	280 (224-336)	RPM	213920	106960	53480	26740	13370	8557
				Fz	0.00007	0.00015	0.0003	0.0006	0.0012	0.0018
				Feed (ipm)	15.8	15.8	15.8	15.8	15.8	15.8
S	STAINLESS STEELS (FREE MACHINING) 303, 416, 420F, 430F, 440F	≤ 250 Bhn or ≤ 24 HRc	210 (168-252)	RPM	160440	80220	40110	20055	10028	6418
				Fz	0.00011	0.00021	0.0004	0.0008	0.0017	0.0026
				Feed (ipm)	17.0	17.0	17.0	17.0	17.0	17.0
N	STAINLESS STEELS (DIFFICULT) 304, 316, 321, 13-8 PH, 15-5PH, 17-4 PH, CUSTOM 450	≤ 275 Bhn or ≤ 28 HRc	180 (144-216)	RPM	137520	68760	34380	17190	8595	5501
				Fz	0.0001	0.0002	0.0004	0.0008	0.0015	0.0024
				Feed (ipm)	13.3	13.3	13.3	13.3	13.3	13.3
P	SUPER ALLOYS (NICKEL, COBALT, IRON BASE) Inconel 601, 617, 625, Incoloy 800, Monel 400, Rene, Waspaloy	≤ 320 Bhn or ≤ 34 HRc	70 (56-84)	RPM	53480	26740	13370	6685	3343	2139
				Fz	0.00006	0.00012	0.0002	0.0005	0.0010	0.0015
				Feed (ipm)	3.2	3.2	3.2	3.2	3.2	3.2
M	TITANIUM ALLOYS Pure Titanium, Ti6Al4V, Ti6Al2Sn4Zr2Mo, Ti4Al4Mo2Sn0.5Si	≤ 350 Bhn or ≤ 38 HRc	120 (96-144)	RPM	91680	45840	22920	11460	5730	3667
				Fz	0.00006	0.00012	0.0002	0.0005	0.0010	0.0015
				Feed (ipm)	5.6	5.6	5.6	5.6	5.6	5.6
H	ALUMINUM ALLOYS 2017, 2024, 356, 6061, 7075	≤ 150 Bhn or ≤ 7 HRc	600 (480-720)	RPM	458400	229200	114600	57300	28650	18336
				Fz	0.00012	0.00024	0.0005	0.0009	0.0019	0.0029
				Feed (ipm)	54.0	54.0	54.0	54.0	54.0	54.0
N	COPPER ALLOYS Alum Bronze, C110, Muntz Brass	≤ 140 Bhn or ≤ 3 HRc	190 (152-228)	RPM	145160	72580	36290	18145	9073	5806
				Fz	0.00010	0.00019	0.0004	0.0008	0.0016	0.0024
				Feed (ipm)	14.1	14.1	14.1	14.1	14.1	14.1
P	PLASTICS Polycarbonate, PVC		500 (400-600)	RPM	382000	191000	95500	47750	23875	15280
				Fz	0.00012	0.00024	0.0005	0.0009	0.0019	0.0029
				Feed (ipm)	45.0	45.0	45.0	45.0	45.0	45.0

- Note:**
- Bhn (Brinell) HRc (Rockwell C) HRb (Rockwell B)
 - rpm = Vc x 3.82 / DC
 - ipm = Fr x rpm (Fr x maximum available rpm when recommendation exceeds machine limit)
 - reduce speed and feed 30% when using uncoated drills
 - reduce speed and feed for materials harder than listed
 - refer to the KYOCERA SGS Tool Wizard® or sgsmicrotools.com for complete technical information

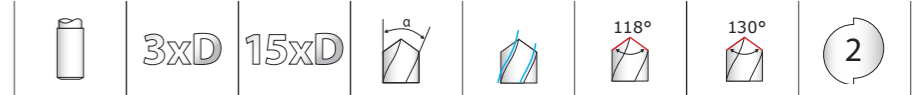
Series M081

Series M081	Hardness	Vc (m/min)	DC • mm						
			0.15	0.25	0.5	1	2	3	
P CARBON STEELS 1018, 1040, 1080, 1090, 10L50, 1140, 1212, 12L15, 1525, 1536	≤ 175 Bhn or ≤ 7 HRc	85 (68-102)	RPM	180958	108575	54287	27144	13572	9048
			Fz	0.0031	0.0051	0.0103	0.0206	0.0412	0.0618
			Feed (mm/min)	559	559	559	559	559	559
ALLOY STEELS 4140, 4150, 4320, 5120, 5150, 8630, 86L20, 50100	≤ 275 Bhn or ≤ 28 HRc	55 (44-66)	RPM	116330	69798	34899	17449	8725	5816
			Fz	0.0029	0.0048	0.0097	0.0194	0.0387	0.0581
			Feed (mm/min)	338	338	338	338	338	338
H TOOL STEELS A2, D2, H13, L2, M2, P20, S7, T15, W2	≤ 475 Bhn or ≤ 50 HRc	21 (17-26)	RPM	45239	27144	13572	6786	3393	2262
			Fz	0.0012	0.0020	0.0039	0.0079	0.0157	0.0236
			Feed (mm/min)	53	53	53	53	53	53
K CAST IRONS Gray, Malleable, Ductile	≤ 220 Bhn or ≤ 19 HRc	85 (68-102)	RPM	180958	108575	54287	27144	13572	9048
			Fz	0.0022	0.0037	0.0074	0.0148	0.0296	0.0444
			Feed (mm/min)	401	401	401	401	401	401
M STAINLESS STEELS (FREE MACHINING) 303, 416, 420F, 430F, 440F	≤ 250 Bhn or ≤ 24 HRc	64 (51-77)	RPM	135718	81431	40715	20358	10179	6786
			Fz	0.0032	0.0053	0.0106	0.0212	0.0424	0.0636
			Feed (mm/min)	432	432	432	432	432	432
STAINLESS STEELS (DIFFICULT) 304, 316, 321, 13-8 PH, 15-5PH, 17-4 PH, CUSTOM 450	≤ 275 Bhn or ≤ 28 HRc	55 (44-66)	RPM	116330	69798	34899	17449	8725	5816
			Fz	0.0029	0.0048	0.0097	0.0194	0.0387	0.0581
			Feed (mm/min)	338	338	338	338	338	338
S SUPER ALLOYS (NICKEL, COBALT, IRON BASE) Inconel 601, 617, 625, Incoloy 800, Monel 400, Rene, Waspaloy	≤ 320 Bhn or ≤ 34 HRc	21 (17-26)	RPM	45239	27144	13572	6786	3393	2262
			Fz	0.0018	0.0030	0.0060	0.0120	0.0240	0.0359
			Feed (mm/min)	81	81	81	81	81	81
TITANIUM ALLOYS Pure Titanium, Ti6Al4V, Ti6Al2Sn4Zr2Mo, Ti4Al4Mo2Sn0.5Si	≤ 350 Bhn or ≤ 38 HRc	37 (29-44)	RPM	77553	46532	23266	11633	5816	3878
			Fz	0.0018	0.0031	0.0061	0.0122	0.0245	0.0367
			Feed (mm/min)	142	142	142	142	142	142
N ALUMINUM ALLOYS 2017, 2024, 356, 6061, 7075	≤ 150 Bhn or ≤ 7 HRc	183 (146-219)	RPM	387767	232660	116330	58165	29082	19388
			Fz	0.0035	0.0059	0.0118	0.0236	0.0472	0.0707
			Feed (mm/min)	1372	1372	1372	1372	1372	1372
COPPER ALLOYS Alum Bronze, C110, Muntz Brass	≤ 140 Bhn or ≤ 3 HRc	58 (46-69)	RPM	122793	73676	36838	18419	9209	6140
			Fz	0.0029	0.0049	0.0097	0.0194	0.0389	0.0583
			Feed (mm/min)	358	358	358	358	358	358
PLASTICS Polycarbonate, PVC		152 (122-183)	RPM	323139	193883	96942	48471	24235	16157
			Fz	0.0035	0.0059	0.0118	0.0236	0.0472	0.0707
			Feed (mm/min)	1143	1143	1143	1143	1143	1143

Note:
 • Bhn (Brinell) HRc (Rockwell C) HRb (Rockwell B)
 • rpm = (Vc x 1000) / (DC x 3.14)
 • mm/min = Fr x rpm (Fr x maximum available rpm when recommendation exceeds machine limit)
 • reduce speed and feed 30% when using uncoated drills
 • reduce speed and feed for materials harder than listed
 • refer to the KYOCERA SGS Tool Wizard® or sgsmicrotools.com for complete technical information



FRACTIONAL & METRIC 2 Flute External Coolant • Standard & Extended Length



New Expanded Tools

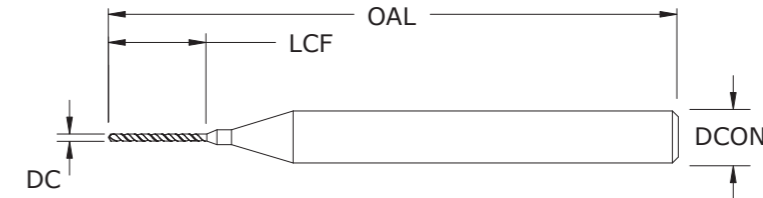
TOLERANCES (inch)

≤.125 DIAMETER
 DC = +.0000/+0.0003
 DCON = h₆

TOLERANCES (mm)

0.1–3.0 DIAMETER
 DC = +0.000/+0.008
 DCON = h₆

- STEELS
- STAINLESS STEELS
- CAST IRON
- HIGH TEMP ALLOYS
- TITANIUM
- NON-FERROUS
- HARDENED STEELS



CUTTING DIAMETER DC	DECIMAL EQUIV.	inch & mm		POINT ANGLE	EDP NO.		
		SHANK DIAMETER DCON	FLUTE LENGTH LCF		OVERALL LENGTH OAL	UNCOATED	TI-NAMITE-A (AITIN)
0,1mm	0.0040	1/8	0.040	1-1/2	118	07088	07098
0,1mm	0.0040	1/8	0.070	1-1/2	118	07089	07099
0,13mm	0.0050	1/8	0.040	1-1/2	118	07064	07066
0,13mm	0.0050	1/8	0.070	1-1/2	118	07065	07067
#97	0.0059	1/8	0.080	1-1/2	118	07236	07068
#97	0.0059	1/8	0.120	1-1/2	118	07237	07069
#96	0.0063	1/8	0.080	1-1/2	118	07238	07070
#96	0.0063	1/8	0.120	1-1/2	118	07239	07071
#95	0.0067	1/8	0.080	1-1/2	118	07240	07072
#95	0.0067	1/8	0.120	1-1/2	118	07241	07073
#94	0.0071	1/8	0.100	1-1/2	118	07242	07074
#94	0.0071	1/8	0.150	1-1/2	118	07243	07075
#93	0.0075	1/8	0.100	1-1/2	118	07244	07076
#93	0.0075	1/8	0.150	1-1/2	118	07245	07077
#92	0.0079	1/8	0.100	1-1/2	118	07246	07078
#92	0.0079	1/8	0.150	1-1/2	118	07247	07079
#91	0.0083	1/8	0.100	1-1/2	118	07248	07080
#91	0.0083	1/8	0.150	1-1/2	118	07249	07081
#90	0.0087	1/8	0.100	1-1/2	118	07250	07082
#90	0.0087	1/8	0.150	1-1/2	118	07251	07083
#89	0.0091	1/8	0.150	1-1/2	118	07252	07084
#89	0.0091	1/8	0.220	1-1/2	118	07253	07085
#88	0.0095	1/8	0.150	1-1/2	118	07254	07086
#88	0.0095	1/8	0.220	1-1/2	118	07255	07087
0,25mm	0.0098	1/8	0.150	1-1/2	118	07108	07114
0,25mm	0.0098	1/8	0.220	1-1/2	118	07109	07115
#87	0.0100	1/8	0.150	1-1/2	118	07258	07090
#87	0.0100	1/8	0.220	1-1/2	118	07259	07091
#86	0.0105	1/8	0.150	1-1/2	118	07260	07092
#86	0.0105	1/8	0.220	1-1/2	118	07261	07093
#85	0.0110	1/8	0.150	1-1/2	118	07262	07094
#85	0.0110	1/8	0.220	1-1/2	118	07263	07095
#84	0.0115	1/8	0.150	1-1/2	118	07264	07096
#84	0.0115	1/8	0.220	1-1/2	118	07265	07097
0,3mm	0.0118	1/8	0.225	1-1/2	118	07127	07132
0,3mm	0.0118	1/8	0.280	1-1/2	118	07129	07134

continued on next page

M105
FRACTIONAL & METRIC SERIES

- 4-facet point design stabilizes on entry for superior hole size control and tool life
- Mirror surface finishes improve chip flow as hole depth increases
- Ti-Namite A coating and uncoated options for the ultimate performance in a variety of ferrous and non-ferrous workpiece materials
- Available from stock in a selection of popular lengths and diameters
- Application specific sub-micron grain carbide designed specifically for micro-tool applications
- Manufactured in accordance with KSPT ISO certified quality procedures

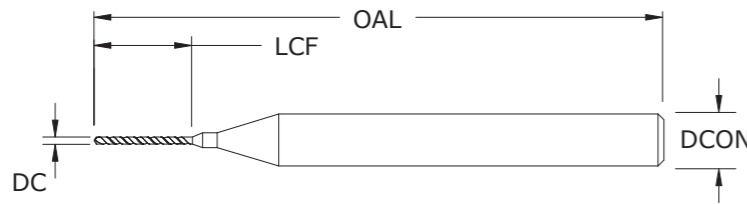
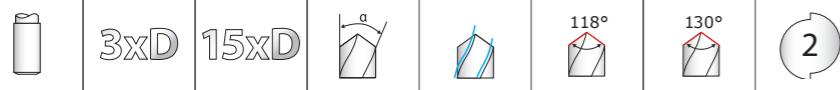
2 Flute External Coolant • Standard & Extended Length



2 Flute External Coolant • Standard & Extended Length

M105

FRACTIONAL & METRIC SERIES



New Expanded Tools

M105 FRACTIONAL & METRIC SERIES

continued

CUTTING DIAMETER DC	DECIMAL EQUIV.	inch & mm				EDP NO.	
		SHANK DIAMETER DCON	FLUTE LENGTH LCF	OVERALL LENGTH OAL	POINT ANGLE	UNCOATED	TI-NAMITE-A (AITiN)
#83	0.0120	1/8	0.225	1-1/2	118	07268	07100
#83	0.0120	1/8	0.280	1-1/2	118	07269	07101
#82	0.0125	1/8	0.225	1-1/2	118	07270	07102
#82	0.0125	1/8	0.280	1-1/2	118	07271	07103
#81	0.0130	1/8	0.225	1-1/2	118	07272	07104
#81	0.0130	1/8	0.280	1-1/2	118	07273	07105
#80	0.0135	1/8	0.225	1-1/2	130	07274	07106
#80	0.0135	1/8	0.280	1-1/2	130	07275	07107
0,35mm	0.0138	1/8	0.225	1-1/2	130	07118	07122
0,35mm	0.0138	1/8	0.280	1-1/2	130	07119	07123
#79	0.0145	1/8	0.225	1-1/2	130	07278	07110
#79	0.0145	1/8	0.280	1-1/2	130	07279	07111
1/64	0.0156	1/8	0.250	1-1/2	130	07280	07112
1/64	0.0156	1/8	0.295	1-1/2	130	07281	07113
0,4mm	0.0157	1/8	0.250	1-1/2	130	07148	07233
0,4mm	0.0157	1/8	0.295	1-1/2	130	07232	07234
#78	0.0160	1/8	0.250	1-1/2	130	07284	07116
#78	0.0160	1/8	0.295	1-1/2	130	07285	07117
0,45mm	0.0177	1/8	0.250	1-1/2	130	07137	07143
0,45mm	0.0177	1/8	0.295	1-1/2	130	07140	07145
#77	0.0180	1/8	0.250	1-1/2	130	07288	07120
#77	0.0180	1/8	0.295	1-1/2	130	07289	07121
0,5mm	0.0197	1/8	0.260	1-1/2	130	07257	07267
0,5mm	0.0197	1/8	0.310	1-1/2	130	07266	07276
#76	0.0200	1/8	0.260	1-1/2	130	07292	07124
#76	0.0200	1/8	0.310	1-1/2	130	07293	07125
#75	0.0210	1/8	0.310	1-1/2	130	07294	07126
0,55mm	0.0217	1/8	0.340	1-1/2	130	07235	07256
#74	0.0225	1/8	0.340	1-1/2	130	07296	07128
0,6mm	0.0236	1/8	0.340	1-1/2	130	07283	07286
#73	0.0240	1/8	0.340	1-1/2	130	07298	07130
#72	0.0250	1/8	0.340	1-1/2	130	07299	07131
0,65mm	0.0256	1/8	0.340	1-1/2	130	07277	07282
#71	0.0260	1/8	0.340	1-1/2	130	07301	07133

continued on next page

TOLERANCES (inch)

≤.125 DIAMETER
DC = +.0000/+0.0003
DCON = h₆

TOLERANCES (mm)

0,1–3,0 DIAMETER
DC = +0,000/+0,008
DCON = h₆

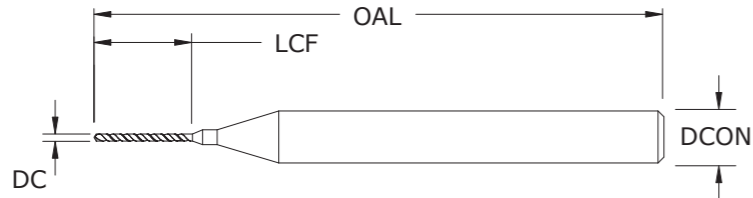
- STEELS
- STAINLESS STEELS
- CAST IRON
- HIGH TEMP ALLOYS
- TITANIUM
- NON-FERROUS
- HARDENED STEELS

continued

CUTTING DIAMETER DC	DECIMAL EQUIV.	inch & mm				POINT ANGLE	EDP NO.	
		SHANK DIAMETER DCON	FLUTE LENGTH LCF	OVERALL LENGTH OAL	UNCOATED		TI-NAMITE-A (AITiN)	
0,7mm	0.0276	1/8	0.400	1-1/2	130	07291	07295	
#70	0.0280	1/8	0.400	1-1/2	130	07303	07135	
#69	0.0292	1/8	0.400	1-1/2	130	07304	07136	
0,75mm	0.0295	1/8	0.400	1-1/2	130	07287	07290	
#68	0.0310	1/8	0.400	1-1/2	130	07306	07138	
1/32	0.0312	1/8	0.400	1-1/2	130	07307	07139	
0,8mm	0.0315	1/8	0.400	1-1/2	130	07302	07305	
#67	0.0320	1/8	0.400	1-1/2	130	07309	07141	
#66	0.0330	1/8	0.400	1-1/2	130	07310	07142	
0,85mm	0.0335	1/8	0.400	1-1/2	130	07297	07300	
#65	0.0350	1/8	0.400	1-1/2	130	07312	07144	
0,9mm	0.0354	1/8	0.400	1-1/2	130	07313	07316	
#64	0.0360	1/8	0.400	1-1/2	130	07314	07146	
#63	0.0370	1/8	0.400	1-1/2	130	07315	07147	
0,95mm	0.0374	1/8	0.400	1-1/2	130	07308	07311	
#62	0.0380	1/8	0.400	1-1/2	130	07317	07149	
#61	0.0390	1/8	0.400	1-1/2	130	07318	07150	
1,0mm	0.0394	1/8	0.400	1-1/2	130	07319	07151	
#60	0.0400	1/8	0.400	1-1/2	130	07320	07152	
#59	0.0410	1/8	0.400	1-1/2	130	07321	07153	
1,05mm	0.0413	1/8	0.400	1-1/2	130	07322	07154	
#58	0.0420	1/8	0.400	1-1/2	130	07323	07155	
#57	0.0430	1/8	0.400	1-1/2	130	07324	07156	
1,1mm	0.0433	1/8	0.400	1-1/2	130	07325	07157	
1,12mm	0.0440	1/8	0.400	1-1/2	130	07326	07158	
1,15mm	0.0453	1/8	0.400	1-1/2	130	07327	07159	
#56	0.0465	1/8	0.400	1-1/2	130	07328	07160	
3/64	0.0469	1/8	0.400	1-1/2	130	07329	07161	
1,2mm	0.0472	1/8	0.400	1-1/2	130	07330	07162	
1,25mm	0.0492	1/8	0.400	1-1/2	130	07331	07163	
1,3mm	0.0512	1/8	0.400	1-1/2	130	07332	07164	
#55	0.0520	1/8	0.400	1-1/2	130	07333	07165	
1,35mm	0.0531	1/8	0.400	1-1/2	130	07334	07166	
#54	0.0550	1/8	0.400	1-1/2	130	07335	07167	
1,4mm	0.0551	1/8	0.400	1-1/2	130	07336	07168	
1,45mm	0.0571	1/8	0.400	1-1/2	130	07337	07169	
1,5mm	0.0591	1/8	0.400	1-1/2	130	07338	07170	
#53	0.0595	1/8	0.400	1-1/2	130	07339	07171	
1,55mm	0.0610	1/8	0.400	1-1/2	130	07340	07172	
1/16	0.0625	1/8	0.400	1-1/2	130	07341	07173	
1,6mm	0.0630	1/8	0.400	1-1/2	130	07342	07174	
#52	0.0635	1/8	0.400	1-1/2	130	07343	07175	
1,65mm	0.0650	1/8	0.400	1-1/2	130	07344	07176	
1,7mm	0.0669	1/8	0.400	1-1/2	130	07345	07177	

continued on next page

2 Flute External Coolant • Standard & Extended Length



M105 FRACTIONAL & METRIC SERIES

continued

CUTTING DIAMETER DC	DECIMAL EQUIV.	inch & mm				EDP NO.	
		SHANK DIAMETER DCON	FLUTE LENGTH LCF	OVERALL LENGTH OAL	POINT ANGLE	UNCOATED	TI-NAMITE-A (AITiN)
#51	0.0670	1/8	0.400	1-1/2	130	07346	07178
1,75mm	0.0689	1/8	0.400	1-1/2	130	07347	07179
#50	0.0700	1/8	0.400	1-1/2	130	07348	07180
1,8mm	0.0709	1/8	0.400	1-1/2	130	07349	07181
1,85mm	0.0728	1/8	0.400	1-1/2	130	07350	07182
#49	0.0730	1/8	0.400	1-1/2	130	07351	07183
1,9mm	0.0748	1/8	0.400	1-1/2	130	07352	07184
#48	0.0760	1/8	0.400	1-1/2	130	07353	07185
1,95mm	0.0768	1/8	0.400	1-1/2	130	07354	07186
5/64	0.0781	1/8	0.400	1-1/2	130	07355	07187
#47	0.0785	1/8	0.400	1-1/2	130	07356	07188
2,0mm	0.0787	1/8	0.400	1-1/2	130	07357	07189
2,05mm	0.0807	1/8	0.400	1-1/2	130	07358	07190
#46	0.0810	1/8	0.400	1-1/2	130	07359	07191
#45	0.0820	1/8	0.400	1-1/2	130	07360	07192
2,1mm	0.0827	1/8	0.400	1-1/2	130	07361	07193
2,15mm	0.0846	1/8	0.400	1-1/2	130	07362	07194
#44	0.0860	1/8	0.400	1-1/2	130	07363	07195
2,2mm	0.0866	1/8	0.400	1-1/2	130	07364	07196
2,25mm	0.0886	1/8	0.400	1-1/2	130	07365	07197
#43	0.0890	1/8	0.400	1-1/2	130	07366	07198
2,3mm	0.0906	1/8	0.400	1-1/2	130	07367	07199
2,35mm	0.0925	1/8	0.400	1-1/2	130	07368	07200
#42	0.0935	1/8	0.400	1-1/2	130	07369	07201
3/32	0.0938	1/8	0.400	1-1/2	130	07370	07202
2,4mm	0.0945	1/8	0.400	1-1/2	130	07371	07203
#41	0.0960	1/8	0.400	1-1/2	130	07372	07204
2,45mm	0.0965	1/8	0.400	1-1/2	130	07373	07205
#40	0.0980	1/8	0.400	1-1/2	130	07374	07206
2,5mm	0.0984	1/8	0.400	1-1/2	130	07375	07207
#39	0.0995	1/8	0.400	1-1/2	130	07376	07208
2,55mm	0.1004	1/8	0.400	1-1/2	130	07377	07209
#38	0.1015	1/8	0.400	1-1/2	130	07378	07210
2,6mm	0.1024	1/8	0.400	1-1/2	130	07379	07211

continued on next page

New Expanded Tools

TOLERANCES (inch)

≤.125 DIAMETER
DC = +.0000/+0.0003
DCON = h₆

TOLERANCES (mm)

0,1–3,0 DIAMETER
DC = +0,000/+0,008
DCON = h₆

- STEELS
- STAINLESS STEELS
- CAST IRON
- HIGH TEMP ALLOYS
- TITANIUM
- NON-FERROUS
- HARDENED STEELS

2 Flute External Coolant • Standard & Extended Length



M105

FRACTIONAL & METRIC SERIES

continued

CUTTING DIAMETER DC	DECIMAL EQUIV.	inch & mm				POINT ANGLE	EDP NO.	
		SHANK DIAMETER DCON	FLUTE LENGTH LCF	OVERALL LENGTH OAL	UNCOATED		TI-NAMITE-A (AITiN)	
#37	0.1040	1/8	0.400	1-1/2	130	07380	07212	
2,65mm	0.1043	1/8	0.400	1-1/2	130	07381	07213	
2,7mm	0.1063	1/8	0.400	1-1/2	130	07382	07214	
#36	0.1065	1/8	0.400	1-1/2	130	07383	07215	
2,75mm	0.1083	1/8	0.400	1-1/2	130	07384	07216	
7/64	0.1094	1/8	0.400	1-1/2	130	07385	07217	
#35	0.1100	1/8	0.400	1-1/2	130	07386	07218	
2,8mm	0.1102	1/8	0.400	1-1/2	130	07387	07219	
#34	0.1110	1/8	0.400	1-1/2	130	07388	07220	
2,85mm	0.1122	1/8	0.400	1-1/2	130	07389	07221	
#33	0.1130	1/8	0.400	1-1/2	130	07390	07222	
2,9mm	0.1142	1/8	0.400	1-1/2	130	07391	07223	
#32	0.1160	1/8	0.400	1-1/2	130	07392	07224	
2,95mm	0.1161	1/8	0.400	1-1/2	130	07393	07225	
3,0mm	0.1181	1/8	0.400	1-1/2	130	07394	07226	
#31	0.1200	1/8	0.400	1-1/2	130	07395	07227	
3,05mm	0.1201	1/8	0.400	1-1/2	130	07396	07228	
3,1mm	0.1220	1/8	0.400	1-1/2	130	07397	07229	
3,15mm	0.1240	1/8	0.400	1-1/2	130	07398	07230	
1/8	0.1250	1/8	0.400	1-1/2	130	07399	07231	

KYOCERA Solid Tools

SGS Solid Tools

SGS Micro Tools

FRACTIONAL
Series M105

METRIC

Series M105	Hardness	Vc (sfm)	DC • in						
			0.004	0.010	0.020	0.040	0.080	0.125	
P CARBON STEELS 1018, 1040, 1080, 1090, 10L50, 1140, 1212, 12L15, 1525, 1536	≤ 175 Bhn or ≤ 7 HRc	130 (104-156)	RPM	124150	49660	24830	12415	6208	3973
			Fz	0.00012	0.00029	0.0006	0.0012	0.0023	0.0036
			Feed (ipm)	14.3	14.3	14.3	14.3	14.3	14.3
ALLOY STEELS 4140, 4150, 4320, 5120, 5150, 8630, 86L20, 50100	≤ 275 Bhn or ≤ 28 HRc	195 (156-234)	RPM	186225	74490	37245	18623	9311	5959
			Fz	0.00010	0.00026	0.0005	0.0010	0.0021	0.0033
			Feed (ipm)	19.4	19.4	19.4	19.4	19.4	19.4
H TOOL STEELS A2, D2, H13, L2, M2, P20, S7, T15, W2	≤ 475 Bhn or ≤ 50 HRc	80 (64-96)	RPM	76400	30560	15280	7640	3820	2445
			Fz	0.00005	0.00013	0.0003	0.0005	0.0010	0.0016
			Feed (ipm)	4.0	4.0	4.0	4.0	4.0	4.0
K CAST IRONS Gray, Malleable, Ductile	≤ 220 Bhn or ≤ 19 HRc	280 (224-336)	RPM	267400	106960	53480	26740	13370	8557
			Fz	0.00007	0.00016	0.0003	0.0007	0.0013	0.0020
			Feed (ipm)	17.5	17.5	17.5	17.5	17.5	17.5
M STAINLESS STEELS (FREE MACHINING) 303, 416, 420F, 430F, 440F	≤ 275 Bhn or ≤ 28 HRc	65 (52-78)	RPM	62075	24830	12415	6208	3104	1986
			Fz	0.00009	0.00022	0.0004	0.0009	0.0017	0.0027
			Feed (ipm)	5.4	5.4	5.4	5.4	5.4	5.4
STAINLESS STEELS (DIFFICULT) 304, 316, 321, 13-8 PH, 15-5PH, 17-4 PH, CUSTOM 450	≤ 325 Bhn or ≤ 35 HRc	40 (32-48)	RPM	38200	15280	7640	3820	1910	1222
			Fz	0.0001	0.0002	0.0004	0.0007	0.0014	0.0022
			Feed (ipm)	2.7	2.7	2.7	2.7	2.7	2.7
S SUPER ALLOYS (NICKEL, COBALT, IRON BASE) Inconel 601, 617, 625, Incoloy 800, Monel 400, Rene, Waspaloy	≤ 320 Bhn or ≤ 34 HRc	50 (40-60)	RPM	47750	19100	9550	4775	2388	1528
			Fz	0.00004	0.00011	0.0002	0.0004	0.0009	0.0014
			Feed (ipm)	2.1	2.1	2.1	2.1	2.1	2.1
TITANIUM ALLOYS Pure Titanium, Ti6Al4V, Ti6Al2Sn4Zr2Mo, Ti4Al4Mo2Sn0.5Si	≤ 350 Bhn or ≤ 38 HRc	50 (40-60)	RPM	47750	19100	9550	4775	2388	1528
			Fz	0.00005	0.00013	0.0003	0.0005	0.0010	0.0016
			Feed (ipm)	2.5	2.5	2.5	2.5	2.5	2.5
N ALUMINUM ALLOYS 2017, 2024, 356, 6061, 7075	≤ 150 Bhn or ≤ 7 HRc	245 (196-294)	RPM	233975	93590	46795	23398	11699	7487
			Fz	0.00020	0.00049	0.0010	0.0020	0.0039	0.0062
			Feed (ipm)	46.1	46.1	46.1	46.1	46.1	46.1
COPPER ALLOYS Alum Bronze, C110, Muntz Brass	≤ 140 Bhn or ≤ 3 HRc	180 (144-216)	RPM	171900	68760	34380	17190	8595	5501
			Fz	0.00020	0.00049	0.0010	0.0020	0.0039	0.0062
			Feed (ipm)	33.9	33.9	33.9	33.9	33.9	33.9
PLASTICS Polycarbonate, PVC		245 (196-294)	RPM	233975	93590	46795	23398	11699	7487
			Fz	0.00020	0.00049	0.0010	0.0020	0.0039	0.0062
			Feed (ipm)	46.1	46.1	46.1	46.1	46.1	46.1

Note:
 • Bhn (Brinell) HRc (Rockwell C) HRb (Rockwell B)
 • rpm = Vc x 3.82 / DC
 • ipm = Fr x rpm (Fr x maximum available rpm when recommendation exceeds machine limit)
 • reduce speed and feed 30% when using uncoated drills
 • reduce speed and feed for materials harder than listed
 • refer to the KYOCERA SGS Tool Wizard® or sgsmicrotools.com for complete technical information



KYOCERA

2 Flute External Coolant



New Expanded Tools

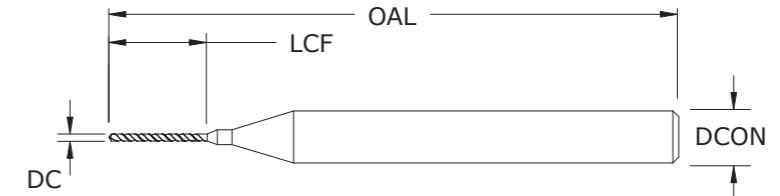
TOLERANCES (mm)

0,04–3,0 DIAMETER

DC = +0,000/-0,008

DCON = h₆

- STEELS
- STAINLESS STEELS
- CAST IRON
- HIGH TEMP ALLOYS
- TITANIUM
- HARDENED STEELS
- NON-FERROUS
- PLASTICS/COMPOSITES



M226
METRIC SERIES

CUTTING DIAMETER DC	DECIMAL EQUIV.	SHANK DIAMETER DCON	FLUTE LENGTH LCF	OVERALL LENGTH OAL	POINT ANGLE	EDP NO.	
						UNCOATED	TI-NAMITE-A (AITiN)
0,04	0.0016	3,0	0,5	38,0	118	07722	—
0,04	0.0018	3,0	0,6	38,0	118	07723	—
0,05	0.0020	3,0	0,8	38,0	118	07724	—
0,06	0.0024	3,0	0,8	38,0	118	07725	—
0,07	0.0028	3,0	1,3	38,0	118	07726	—
0,08	0.0031	3,0	1,3	38,0	118	07727	—
0,09	0.0035	3,0	1,3	38,0	118	07728	—
0,10	0.0039	3,0	1,0	38,0	118	07729	—
0,11	0.0043	3,0	1,0	38,0	118	07730	—
0,12	0.0047	3,0	1,0	38,0	118	07731	—
0,13	0.0051	3,0	1,0	38,0	118	07732	—
0,14	0.0055	3,0	1,0	38,0	118	07733	—
0,15	0.0059	3,0	2,0	38,0	118	07734	—
0,16	0.0063	3,0	2,0	38,0	118	07735	—
0,17	0.0067	3,0	2,0	38,0	118	07736	—
0,18	0.0071	3,0	2,5	38,0	118	07737	—
0,19	0.0075	3,0	2,5	38,0	118	07738	—
0,20	0.0079	3,0	2,5	38,0	118	07739	—
0,21	0.0083	3,0	2,5	38,0	118	07740	—
0,22	0.0087	3,0	2,5	38,0	118	07741	—
0,23	0.0091	3,0	3,8	38,0	118	07742	—
0,24	0.0094	3,0	3,8	38,0	118	07743	—
0,25	0.0098	3,0	3,8	38,0	118	07744	07400
0,26	0.0102	3,0	3,8	38,0	118	07745	07401
0,27	0.0106	3,0	3,8	38,0	118	07746	07402
0,28	0.0110	3,0	3,8	38,0	118	07747	07403
0,29	0.0114	3,0	3,8	38,0	118	07748	07404
0,30	0.0118	3,0	5,7	38,0	118	07749	07405
0,31	0.0122	3,0	5,7	38,0	118	07750	07406
0,32	0.0126	3,0	5,7	38,0	118	07751	07407
0,33	0.0130	3,0	5,7	38,0	118	07752	07408
0,34	0.0134	3,0	5,7	38,0	118	07753	07409
0,35	0.0138	3,0	5,7	38,0	130	07754	07410
0,36	0.0142	3,0	5,7	38,0	130	07755	07411
0,37	0.0146	3,0	5,7	38,0	130	07756	07412
0,38	0.0150	3,0	6,4	38,0	130	07757	07413

continued on next page

- 4-facet point design stabilizes on entry for superior hole size control and tool life (>.08mm). 2-facet point on 0,08 and smaller.
- Mirror surface finishes improve chip flow as hole depth increases
- Ti-Namite A coating and uncoated options for the ultimate performance in a variety of ferrous and non-ferrous workpiece materials
- Available from stock in a selection of popular lengths and diameters
- Application specific sub-micron grain carbide designed specifically for micro-tool applications
- Manufactured in accordance with KSPT ISO certified quality procedures

METRIC

2 Flute External Coolant

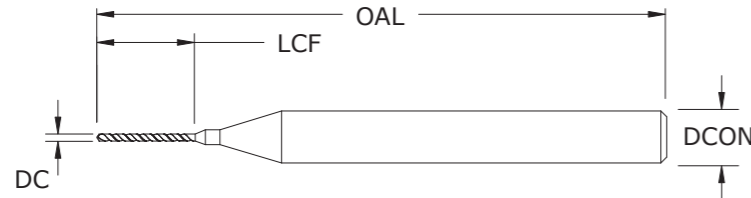


METRIC

2 Flute External Coolant

M226
METRIC SERIES

M226
METRIC SERIES



New Expanded Tools

TOLERANCES (mm)

0,04–3,0 DIAMETER

DC = +0,000/-0,008

DCON = h₆

- STEELS
- STAINLESS STEELS
- CAST IRON
- HIGH TEMP ALLOYS
- TITANIUM
- HARDENED STEELS
- NON-FERROUS
- PLASTICS/COMPOSITES

continued

mm						EDP NO.	
CUTTING DIAMETER DC	DECIMAL EQUIV.	SHANK DIAMETER DCON	FLUTE LENGTH LCF	OVERALL LENGTH OAL	POINT ANGLE	UNCOATED	TI-NAMITE-A (AlTiN)
0,39	0.0154	3,0	6,4	38,0	130	07758	07414
0,40	0.0157	3,0	6,4	38,0	130	07759	07415
0,41	0.0161	3,0	6,4	38,0	130	07760	07416
0,42	0.0165	3,0	6,4	38,0	130	07761	07417
0,43	0.0169	3,0	6,4	38,0	130	07762	07418
0,44	0.0173	3,0	6,4	38,0	130	07763	07419
0,45	0.0177	3,0	6,4	38,0	130	07764	07420
0,46	0.0181	3,0	6,4	38,0	130	07765	07421
0,47	0.0185	3,0	6,4	38,0	130	07766	07422
0,48	0.0189	3,0	6,6	38,0	130	07767	07423
0,49	0.0193	3,0	6,6	38,0	130	07768	07424
0,50	0.0197	3,0	6,6	38,0	130	07769	07425
0,51	0.0201	3,0	6,6	38,0	130	07770	07426
0,52	0.0205	3,0	6,6	38,0	130	07771	07427
0,53	0.0209	3,0	6,6	38,0	130	07772	07428
0,54	0.0213	3,0	6,6	38,0	130	07773	07429
0,55	0.0217	3,0	8,6	38,0	130	07774	07430
0,56	0.0220	3,0	8,6	38,0	130	07775	07431
0,57	0.0224	3,0	8,6	38,0	130	07776	07432
0,58	0.0228	3,0	8,6	38,0	130	07777	07433
0,59	0.0232	3,0	8,6	38,0	130	07778	07434
0,60	0.0236	3,0	8,6	38,0	130	07779	07435
0,61	0.0240	3,0	8,6	38,0	130	07780	07436
0,62	0.0244	3,0	8,6	38,0	130	07781	07437
0,63	0.0248	3,0	8,6	38,0	130	07782	07438
0,64	0.0252	3,0	8,6	38,0	130	07783	07439
0,65	0.0256	3,0	8,6	38,0	130	07784	07440
0,66	0.0260	3,0	8,6	38,0	130	07785	07441
0,67	0.0264	3,0	8,6	38,0	130	07786	07442
0,68	0.0268	3,0	8,6	38,0	130	07787	07443
0,69	0.0272	3,0	8,6	38,0	130	07788	07444
0,70	0.0276	3,0	10,2	38,0	130	07789	07445
0,71	0.0280	3,0	10,2	38,0	130	07790	07446
0,72	0.0283	3,0	10,2	38,0	130	07791	07447
0,73	0.0287	3,0	10,2	38,0	130	07792	07448
0,74	0.0291	3,0	10,2	38,0	130	07793	07449

continued on next page

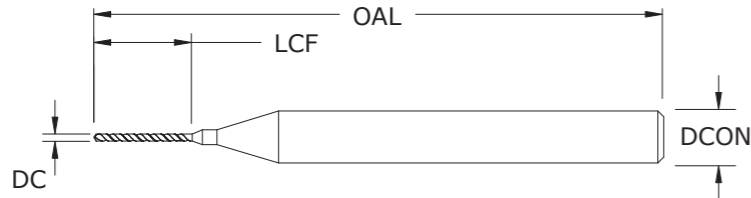
continued

mm						EDP NO.	
CUTTING DIAMETER DC	DECIMAL EQUIV.	SHANK DIAMETER DCON	FLUTE LENGTH LCF	OVERALL LENGTH OAL	POINT ANGLE	UNCOATED	TI-NAMITE-A (AlTiN)
0,75	0.0295	3,0	10,2	38,0	130	07794	07450
0,75	0.0295	3,0	11,0	50,0	130	07795	07451
0,76	0.0299	3,0	10,2	38,0	130	07796	07452
0,77	0.0303	3,0	10,2	38,0	130	07797	07453
0,78	0.0307	3,0	10,2	38,0	130	07798	07454
0,79	0.0311	3,0	10,2	38,0	130	07799	07455
0,80	0.0315	3,0	10,2	38,0	130	07800	07456
0,80	0.0315	3,0	11,0	50,0	130	07801	07457
0,81	0.0319	3,0	10,2	38,0	130	07802	07458
0,82	0.0323	3,0	10,2	38,0	130	07803	07459
0,83	0.0327	3,0	10,2	38,0	130	07804	07460
0,84	0.0331	3,0	10,2	38,0	130	07805	07461
0,85	0.0335	3,0	10,2	38,0	130	07806	07462
0,85	0.0335	3,0	13,0	50,0	130	07807	07463
0,86	0.0339	3,0	10,2	38,0	130	07808	07464
0,87	0.0343	3,0	10,2	38,0	130	07809	07465
0,88	0.0346	3,0	10,2	38,0	130	07810	07466
0,89	0.0350	3,0	10,2	38,0	130	07811	07467
0,90	0.0354	3,0	10,2	38,0	130	07812	07468
0,90	0.0354	3,0	13,0	50,0	130	07813	07469
0,91	0.0358	3,0	10,2	38,0	130	07814	07470
0,92	0.0362	3,0	10,2	38,0	130	07815	07471
0,93	0.0366	3,0	10,2	38,0	130	07816	07472
0,94	0.0370	3,0	10,2	38,0	130	07817	07473
0,95	0.0374	3,0	10,2	38,0	130	07818	07474
0,95	0.0374	3,0	15,0	50,0	130	07819	07475
0,96	0.0378	3,0	10,2	38,0	130	07820	07476
0,97	0.0382	3,0	10,2	38,0	130	07821	07477
0,98	0.0386	3,0	10,2	38,0	130	07822	07478
0,99	0.0390	3,0	10,2	38,0	130	07823	07479
1,00	0.0394	3,0	10,2	38,0	130	07824	07480
1,00	0.0394	3,0	15,0	50,0	130	07825	07481
1,01	0.0398	3,0	10,2	38,0	130	07826	07482
1,02	0.0402	3,0	10,2	38,0	130	07827	07483
1,03	0.0406	3,0	10,2	38,0	130	07828	07484
1,04	0.0409	3,0	10,2	38,0	130	07829	07485
1,05	0.0413	3,0	10,2	38,0	130	07830	07486
1,05	0.0413	3,0	17,0	50,0	130	07831	07487
1,06	0.0417	3,0	10,2	38,0	130	07832	07488
1,07	0.0421	3,0	10,2	38,0	130	07833	07489
1,08	0.0425	3,0	10,2	38,0	130	07834	07490
1,09	0.0429	3,0	10,2	38,0	130	07835	07491
1,10	0.0433	3,0	10,2	38,0	130	07836	07492
1,10	0.0433	3,0	17,0	50,0	130	07837	07493
1,11	0.0437	3,0	10,2	38,0	130	07838	07494
1,12	0.0441	3,0	10,2	38,0	130	07839	07495

continued on next page

METRIC

2 Flute External Coolant



M226 METRIC SERIES

continued

CUTTING DIAMETER DC	DECIMAL EQUIV.	mm				EDP NO.	
		SHANK DIAMETER DCON	FLUTE LENGTH LCF	OVERALL LENGTH OAL	POINT ANGLE	UNCOATED	TI-NAMITE-A (AITiN)
1,13	0.0445	3,0	10,2	38,0	130	07840	07496
1,14	0.0449	3,0	10,2	38,0	130	07841	07497
1,15	0.0453	3,0	10,2	38,0	130	07842	07498
1,15	0.0453	3,0	17,0	50,0	130	07843	07499
1,16	0.0457	3,0	10,2	38,0	130	07844	07500
1,17	0.0461	3,0	10,2	38,0	130	07845	07501
1,18	0.0465	3,0	10,2	38,0	130	07846	07502
1,19	0.0469	3,0	10,2	38,0	130	07847	07503
1,20	0.0472	3,0	10,2	38,0	130	07848	07504
1,20	0.0472	3,0	17,0	50,0	130	07849	07505
1,21	0.0476	3,0	10,2	38,0	130	07850	07506
1,22	0.0480	3,0	10,2	38,0	130	07851	07507
1,23	0.0484	3,0	10,2	38,0	130	07852	07508
1,24	0.0488	3,0	10,2	38,0	130	07853	07509
1,25	0.0492	3,0	10,2	38,0	130	07854	07510
1,25	0.0492	3,0	19,0	50,0	130	07855	07511
1,26	0.0496	3,0	10,2	38,0	130	07856	07512
1,27	0.0500	3,0	10,2	38,0	130	07857	07513
1,28	0.0504	3,0	10,2	38,0	130	07858	07514
1,29	0.0508	3,0	10,2	38,0	130	07859	07515
1,30	0.0512	3,0	10,2	38,0	130	07860	07516
1,30	0.0512	3,0	19,0	50,0	130	07861	07517
1,31	0.0516	3,0	10,2	38,0	130	07862	07518
1,32	0.0520	3,0	10,2	38,0	130	07863	07519
1,33	0.0524	3,0	10,2	38,0	130	07864	07520
1,34	0.0528	3,0	10,2	38,0	130	07865	07521
1,35	0.0531	3,0	10,2	38,0	130	07866	07522
1,35	0.0531	3,0	19,0	50,0	130	07867	07523
1,36	0.0535	3,0	10,2	38,0	130	07868	07524
1,37	0.0539	3,0	10,2	38,0	130	07869	07525
1,38	0.0543	3,0	10,2	38,0	130	07870	07526
1,39	0.0547	3,0	10,2	38,0	130	07871	07527
1,40	0.0551	3,0	10,2	38,0	130	07872	07528
1,40	0.0551	3,0	19,0	50,0	130	07873	07529
1,41	0.0555	3,0	10,2	38,0	130	07874	07530
1,42	0.0559	3,0	10,2	38,0	130	07875	07531

continued on next page

New Expanded Tools

TOLERANCES (mm)

0,04–3,0 DIAMETER

DC = +0,000/-0,008

DCON = h₆

- STEELS
- STAINLESS STEELS
- CAST IRON
- HIGH TEMP ALLOYS
- TITANIUM
- HARDENED STEELS
- NON-FERROUS
- PLASTICS/COMPOSITES

METRIC

2 Flute External Coolant



M226 METRIC SERIES

continued

CUTTING DIAMETER DC	DECIMAL EQUIV.	mm				POINT ANGLE	EDP NO.	
		SHANK DIAMETER DCON	FLUTE LENGTH LCF	OVERALL LENGTH OAL	UNCOATED		TI-NAMITE-A (AITiN)	
1,43	0.0563	3,0	10,2	38,0	130	07876	07532	
1,44	0.0567	3,0	10,2	38,0	130	07877	07533	
1,45	0.0571	3,0	10,2	38,0	130	07878	07534	
1,45	0.0571	3,0	20,0	50,0	130	07879	07535	
1,46	0.0575	3,0	10,2	38,0	130	07880	07536	
1,47	0.0579	3,0	10,2	38,0	130	07881	07537	
1,48	0.0583	3,0	10,2	38,0	130	07882	07538	
1,49	0.0587	3,0	10,2	38,0	130	07883	07539	
1,50	0.0591	3,0	10,2	38,0	130	07884	07540	
1,50	0.0591	3,0	20,0	50,0	130	07885	07541	
1,51	0.0594	3,0	10,2	38,0	130	07886	07542	
1,52	0.0598	3,0	10,2	38,0	130	07887	07543	
1,53	0.0602	3,0	10,2	38,0	130	07888	07544	
1,54	0.0606	3,0	10,2	38,0	130	07889	07545	
1,55	0.0610	3,0	10,2	38,0	130	07890	07546	
1,55	0.0610	3,0	20,0	50,0	130	07891	07547	
1,56	0.0614	3,0	10,2	38,0	130	07892	07548	
1,57	0.0618	3,0	10,2	38,0	130	07893	07549	
1,58	0.0622	3,0	10,2	38,0	130	07894	07550	
1,59	0.0626	3,0	10,2	38,0	130	07895	07551	
1,60	0.0630	3,0	10,2	38,0	130	07896	07552	
1,60	0.0630	3,0	20,0	50,0	130	07897	07553	
1,61	0.0634	3,0	10,2	38,0	130	07898	07554	
1,62	0.0638	3,0	10,2	38,0	130	07899	07555	
1,63	0.0642	3,0	10,2	38,0	130	07900	07556	
1,64	0.0646	3,0	10,2	38,0	130	07901	07557	
1,65	0.0650	3,0	10,2	38,0	130	07902	07558	
1,65	0.0650	3,0	20,0	50,0	130	07903	07559	
1,66	0.0654	3,0	10,2	38,0	130	07904	07560	
1,67	0.0657	3,0	10,2	38,0	130	07905	07561	
1,68	0.0661	3,0	10,2	38,0	130	07906	07562	
1,69	0.0665	3,0	10,2	38,0	130	07907	07563	
1,70	0.0669	3,0	10,2	38,0	130	07908	07564	
1,70	0.0669	3,0	20,0	50,0	130	07909	07565	
1,71	0.0673	3,0	10,2	38,0	130	07910	07566	
1,72	0.0677	3,0	10,2	38,0	130	07911	07567	
1,73	0.0681	3,0	10,2	38,0	130	07912	07568	
1,74	0.0685	3,0	10,2	38,0	130	07913	07569	
1,75	0.0689	3,0	10,2	38,0	130	07914	07570	
1,75	0.0689	3,0	20,0	50,0	130	07915	07571	
1,76	0.0693	3,0	10,2	38,0	130	07916	07572	
1,77	0.0697	3,0	10,2	38,0	130	07917	07573	
1,78	0.0701	3,0	10,2	38,0	130	07918	07574	
1,79	0.0705	3,0	10,2	38,0	130	07919	07575	
1,80	0.0709	3,0	10,2	38,0	130	07920	07576	
1,80	0.0709	3,0	20,0	50,0	130	07921	07577	

continued on next page

KYOCERA Solid Tools

SGS Solid Tools

SGS Micro Tools

KYOCERA Solid Tools

SGS Solid Tools

SGS Micro Tools

METRIC

2 Flute External Coolant



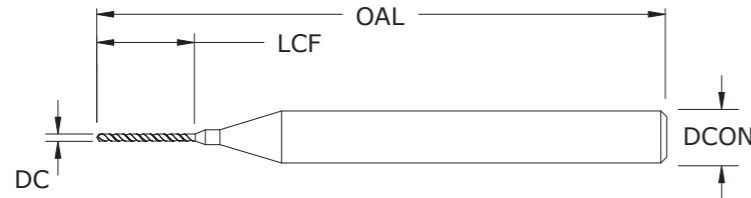
METRIC

2 Flute External Coolant

M226
METRIC SERIES

M226
METRIC SERIES

continued



New Expanded Tools

TOLERANCES (mm)

0,04–3,0 DIAMETER

DC = +0,000/-0,008

DCON = h₆

- STEELS
- STAINLESS STEELS
- CAST IRON
- HIGH TEMP ALLOYS
- TITANIUM
- HARDENED STEELS
- NON-FERROUS
- PLASTICS/COMPOSITES

CUTTING DIAMETER DC	DECIMAL EQUIV.	mm				EDP NO.	
		SHANK DIAMETER DCON	FLUTE LENGTH LCF	OVERALL LENGTH OAL	POINT ANGLE	UNCOATED	TI-NAMITE-A (AITiN)
1,81	0.0713	3,0	10,2	38,0	130	07922	07578
1,82	0.0717	3,0	10,2	38,0	130	07923	07579
1,83	0.0720	3,0	10,2	38,0	130	07924	07580
1,84	0.0724	3,0	10,2	38,0	130	07925	07581
1,85	0.0728	3,0	10,2	38,0	130	07926	07582
1,85	0.0728	3,0	22,8	60,0	130	07927	07583
1,86	0.0732	3,0	10,2	38,0	130	07928	07584
1,87	0.0736	3,0	10,2	38,0	130	07929	07585
1,88	0.0740	3,0	10,2	38,0	130	07930	07586
1,89	0.0744	3,0	10,2	38,0	130	07931	07587
1,90	0.0748	3,0	10,2	38,0	130	07932	07588
1,90	0.0748	3,0	22,8	60,0	130	07933	07589
1,91	0.0752	3,0	10,2	38,0	130	07934	07590
1,92	0.0756	3,0	10,2	38,0	130	07935	07591
1,93	0.0760	3,0	10,2	38,0	130	07936	07592
1,94	0.0764	3,0	10,2	38,0	130	07937	07593
1,95	0.0768	3,0	10,2	38,0	130	07938	07594
1,95	0.0768	3,0	24,0	60,0	130	07939	07595
1,96	0.0772	3,0	10,2	38,0	130	07940	07596
1,97	0.0776	3,0	10,2	38,0	130	07941	07597
1,98	0.0780	3,0	10,2	38,0	130	07942	07598
1,99	0.0783	3,0	10,2	38,0	130	07943	07599
2,00	0.0787	3,0	10,2	38,0	130	07944	07600
2,00	0.0787	3,0	24,0	60,0	130	07945	07601
2,01	0.0791	3,0	10,2	38,0	130	07946	07602
2,02	0.0795	3,0	10,2	38,0	130	07947	07603
2,03	0.0799	3,0	10,2	38,0	130	07948	07604
2,04	0.0803	3,0	10,2	38,0	130	07949	07605
2,05	0.0807	3,0	10,2	38,0	130	07950	07606
2,05	0.0807	3,0	25,2	60,0	130	07951	07607
2,06	0.0811	3,0	10,2	38,0	130	07952	07608
2,07	0.0815	3,0	10,2	38,0	130	07953	07609
2,08	0.0819	3,0	10,2	38,0	130	07954	07610
2,09	0.0823	3,0	10,2	38,0	130	07955	07611
2,10	0.0827	3,0	10,2	38,0	130	07956	07612
2,10	0.0827	3,0	25,2	60,0	130	07957	07613

continued on next page

continued

CUTTING DIAMETER DC	DECIMAL EQUIV.	mm				POINT ANGLE	EDP NO.	
		SHANK DIAMETER DCON	FLUTE LENGTH LCF	OVERALL LENGTH OAL	UNCOATED		TI-NAMITE-A (AITiN)	
2,11	0.0831	3,0	10,2	38,0	130	07958	07614	
2,12	0.0835	3,0	10,2	38,0	130	07959	07615	
2,13	0.0839	3,0	10,2	38,0	130	07960	07616	
2,14	0.0843	3,0	10,2	38,0	130	07961	07617	
2,15	0.0846	3,0	10,2	38,0	130	07962	07618	
2,15	0.0846	3,0	26,4	60,0	130	07963	07619	
2,16	0.0850	3,0	10,2	38,0	130	07964	07620	
2,17	0.0854	3,0	10,2	38,0	130	07965	07621	
2,18	0.0858	3,0	10,2	38,0	130	07966	07622	
2,19	0.0862	3,0	10,2	38,0	130	07967	07623	
2,20	0.0866	3,0	10,2	38,0	130	07968	07624	
2,20	0.0866	3,0	26,4	60,0	130	07969	07625	
2,21	0.0870	3,0	10,2	38,0	130	07970	07626	
2,22	0.0874	3,0	10,2	38,0	130	07971	07627	
2,23	0.0878	3,0	10,2	38,0	130	07972	07628	
2,24	0.0882	3,0	10,2	38,0	130	07973	07629	
2,25	0.0886	3,0	10,2	38,0	130	07974	07630	
2,25	0.0886	3,0	27,6	60,0	130	07975	07631	
2,26	0.0890	3,0	10,2	38,0	130	07976	07632	
2,27	0.0894	3,0	10,2	38,0	130	07977	07633	
2,28	0.0898	3,0	10,2	38,0	130	07978	07634	
2,29	0.0902	3,0	10,2	38,0	130	07979	07635	
2,30	0.0906	3,0	10,2	38,0	130	07980	07636	
2,30	0.0906	3,0	27,6	60,0	130	07981	07637	
2,31	0.0909	3,0	10,2	38,0	130	07982	07638	
2,32	0.0913	3,0	10,2	38,0	130	07983	07639	
2,33	0.0917	3,0	10,2	38,0	130	07984	07640	
2,34	0.0921	3,0	10,2	38,0	130	07985	07641	
2,35	0.0925	3,0	10,2	38,0	130	07986	07642	
2,35	0.0925	3,0	28,8	60,0	130	07987	07643	
2,36	0.0929	3,0	10,2	38,0	130	07988	07644	
2,37	0.0933	3,0	10,2	38,0	130	07989	07645	
2,38	0.0937	3,0	10,2	38,0	130	07990	07646	
2,39	0.0941	3,0	10,2	38,0	130	07991	07647	
2,40	0.0945	3,0	10,2	38,0	130	07992	07648	
2,40	0.0945	3,0	28,8	60,0	130	07993	07649	
2,41	0.0949	3,0	10,2	38,0	130	07994	07650	
2,42	0.0953	3,0	10,2	38,0	130	07995	07651	
2,43	0.0957	3,0	10,2	38,0	130	07996	07652	
2,44	0.0961	3,0	10,2	38,0	130	07997	07653	
2,45	0.0965	3,0	10,2	38,0	130	07998	07654	
2,45	0.0965	3,0	30,0	60,0	130	07999	07655	
2,46	0.0969	3,0	10,2	38,0	130	08000	07656	
2,47	0.0972	3,0	10,2	38,0	130	08001	07657	
2,48	0.0976	3,0	10,2	38,0	130	08002	07658	
2,49	0.0980	3,0	10,2	38,0	130	08003	07659	

continued on next page

KYOCERA Solid Tools

SGS Solid Tools

SGS Micro Tools

KYOCERA Solid Tools

SGS Solid Tools

SGS Micro Tools

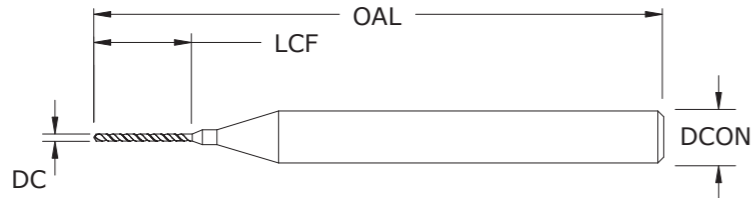
METRIC

2 Flute External Coolant



M226 METRIC SERIES

continued



New Expanded Tools

TOLERANCES (mm)

0,04–3,0 DIAMETER

DC = +0,000/-0,008

DCON = h₆

- STEELS
- STAINLESS STEELS
- CAST IRON
- HIGH TEMP ALLOYS
- TITANIUM
- HARDENED STEELS
- NON-FERROUS
- PLASTICS/COMPOSITES

CUTTING DIAMETER DC	DECIMAL EQUIV.	SHANK DIAMETER DCON	FLUTE LENGTH LCF	OVERALL LENGTH OAL	POINT ANGLE	EDP NO.	
						UNCOATED	TI-NAMITE-A (AITiN)
2,50	0.0984	3,0	10,2	38,0	130	08004	07660
2,50	0.0984	3,0	30,0	60,0	130	08005	07661
2,51	0.0988	3,0	10,2	38,0	130	08006	07662
2,52	0.0992	3,0	10,2	38,0	130	08007	07663
2,53	0.0996	3,0	10,2	38,0	130	08008	07664
2,54	0.1000	3,0	10,2	38,0	130	08009	07665
2,55	0.1004	3,0	10,2	38,0	130	08010	07666
2,55	0.1004	3,0	31,2	60,0	130	08011	07667
2,56	0.1008	3,0	10,2	38,0	130	08012	07668
2,57	0.1012	3,0	10,2	38,0	130	08013	07669
2,58	0.1016	3,0	10,2	38,0	130	08014	07670
2,59	0.1020	3,0	10,2	38,0	130	08015	07671
2,60	0.1024	3,0	10,2	38,0	130	08016	07672
2,60	0.1024	3,0	31,2	60,0	130	08017	07673
2,61	0.1028	3,0	10,2	38,0	130	08018	07674
2,62	0.1031	3,0	10,2	38,0	130	08019	07675
2,63	0.1035	3,0	10,2	38,0	130	08020	07676
2,64	0.1039	3,0	10,2	38,0	130	08021	07677
2,65	0.1043	3,0	10,2	38,0	130	08022	07678
2,65	0.1043	3,0	32,4	60,0	130	08023	07679
2,66	0.1047	3,0	10,2	38,0	130	08024	07680
2,67	0.1051	3,0	10,2	38,0	130	08025	07681
2,68	0.1055	3,0	10,2	38,0	130	08026	07682
2,69	0.1059	3,0	10,2	38,0	130	08027	07683
2,70	0.1063	3,0	10,2	38,0	130	08028	07684
2,70	0.1063	3,0	32,4	60,0	130	08029	07685
2,71	0.1067	3,0	10,2	38,0	130	08030	07686
2,72	0.1071	3,0	10,2	38,0	130	08031	07687
2,73	0.1075	3,0	10,2	38,0	130	08032	07688
2,74	0.1079	3,0	10,2	38,0	130	08033	07689
2,75	0.1083	3,0	10,2	38,0	130	08034	07690
2,75	0.1083	3,0	33,6	60,0	130	08035	07691
2,76	0.1087	3,0	10,2	38,0	130	08036	07692
2,77	0.1091	3,0	10,2	38,0	130	08037	07693
2,78	0.1094	3,0	10,2	38,0	130	08038	07694
2,79	0.1098	3,0	10,2	38,0	130	08039	07695

continued on next page

METRIC

2 Flute External Coolant



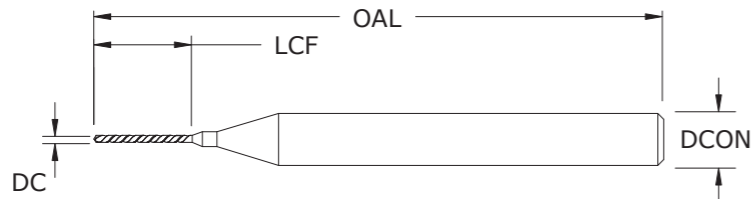
M226 METRIC SERIES

continued

CUTTING DIAMETER DC	DECIMAL EQUIV.	SHANK DIAMETER DCON	FLUTE LENGTH LCF	OVERALL LENGTH OAL	POINT ANGLE	EDP NO.	
						UNCOATED	TI-NAMITE-A (AITiN)
2,80	0.1102	3,0	10,2	38,0	130	08040	07696
2,80	0.1102	3,0	33,6	60,0	130	08041	07697
2,81	0.1106	3,0	10,2	38,0	130	08042	07698
2,82	0.1110	3,0	10,2	38,0	130	08043	07699
2,83	0.1114	3,0	10,2	38,0	130	08044	07700
2,84	0.1118	3,0	10,2	38,0	130	08045	07701
2,85	0.1122	3,0	10,2	38,0	130	08046	07702
2,85	0.1122	3,0	34,8	60,0	130	08047	07703
2,86	0.1126	3,0	10,2	38,0	130	08048	07704
2,87	0.1130	3,0	10,2	38,0	130	08049	07705
2,88	0.1134	3,0	10,2	38,0	130	08050	07706
2,89	0.1138	3,0	10,2	38,0	130	08051	07707
2,90	0.1142	3,0	10,2	38,0	130	08052	07708
2,90	0.1142	3,0	34,8	60,0	130	08053	07709
2,91	0.1146	3,0	10,2	38,0	130	08054	07710
2,92	0.1150	3,0	10,2	38,0	130	08055	07711
2,93	0.1154	3,0	10,2	38,0	130	08056	07712
2,94	0.1157	3,0	10,2	38,0	130	08057	07713
2,95	0.1161	3,0	10,2	38,0	130	08058	07714
2,95	0.1161	3,0	36,0	60,0	130	08059	07715
2,96	0.1165	3,0	10,2	38,0	130	08060	07716
2,97	0.1169	3,0	10,2	38,0	130	08061	07717
2,98	0.1173	3,0	10,2	38,0	130	08062	07718
2,99	0.1177	3,0	10,2	38,0	130	08063	07719
3,00	0.1181	3,0	10,2	38,0	130	08064	07720
3,00	0.1181	3,0	36,0	60,0	130	08065	07721

METRIC

2 Flute Left Hand Cut External Coolant



New Expanded Tools

L226 METRIC SERIES

- 4-facet point design stabilizes on entry for superior hole size control and tool life (>.08mm). 2-facet point on 0,08 and smaller.
- Mirror surface finishes improve chip flow as hole depth increases
- Ti-Namite A coating and uncoated options for the ultimate performance in a variety of ferrous and non-ferrous workpiece materials
- Available from stock in a selection of popular lengths and diameters
- Application specific sub-micron grain carbide designed specifically for micro-tool applications
- Manufactured in accordance with KSPT ISO certified quality procedures

CUTTING DIAMETER DC	DECIMAL EQUIV.	SHANK DIAMETER DCON	FLUTE LENGTH LCF	OVERALL LENGTH OAL	POINT ANGLE	EDP NO.	
						UNCOATED	TI-NAMITE-A (AITiN)
0,04	0.0016	3,0	0,5	38,0	118	08228	-
0,05	0.0020	3,0	0,8	38,0	118	08229	-
0,06	0.0024	3,0	0,8	38,0	118	08230	-
0,07	0.0028	3,0	1,3	38,0	118	08231	-
0,08	0.0031	3,0	1,3	38,0	118	08232	-
0,09	0.0035	3,0	1,3	38,0	118	08233	-
0,10	0.0039	3,0	1,0	38,0	118	08234	-
0,11	0.0043	3,0	1,0	38,0	118	08235	-
0,12	0.0047	3,0	1,0	38,0	118	08236	-
0,13	0.0051	3,0	1,0	38,0	118	08237	-
0,14	0.0055	3,0	2,0	38,0	118	08238	-
0,15	0.0059	3,0	2,0	38,0	118	08239	-
0,16	0.0063	3,0	2,0	38,0	118	08240	-
0,17	0.0067	3,0	2,0	38,0	118	08241	-
0,18	0.0071	3,0	2,5	38,0	118	08242	-
0,19	0.0075	3,0	2,5	38,0	118	08243	-
0,20	0.0079	3,0	2,5	38,0	118	08244	-
0,21	0.0083	3,0	2,5	38,0	118	08245	-
0,22	0.0087	3,0	2,5	38,0	118	08246	-
0,23	0.0091	3,0	3,8	38,0	118	08247	-
0,24	0.0094	3,0	3,8	38,0	118	08248	-
0,25	0.0098	3,0	3,8	38,0	118	08249	08066
0,26	0.0102	3,0	3,8	38,0	118	08250	08067
0,27	0.0106	3,0	3,8	38,0	118	08251	08068
0,28	0.0110	3,0	3,8	38,0	118	08252	08069
0,29	0.0114	3,0	3,8	38,0	118	08253	08070
0,30	0.0118	3,0	5,7	38,0	118	08254	08071
0,31	0.0122	3,0	5,7	38,0	118	08255	08072
0,32	0.0126	3,0	5,7	38,0	118	08256	08073
0,33	0.0130	3,0	5,7	38,0	118	08257	08074
0,34	0.0134	3,0	5,7	38,0	118	08258	08075
0,35	0.0138	3,0	5,7	38,0	130	08259	08076
0,36	0.0142	3,0	5,7	38,0	130	08260	08077
0,37	0.0146	3,0	5,7	38,0	130	08261	08078
0,38	0.0150	3,0	6,4	38,0	130	08262	08079
0,39	0.0154	3,0	6,4	38,0	130	08263	08080

TOLERANCES (mm)

0,04–3,0 DIAMETER

DC = +0,000/-0,008

DCON = h₆

- STEELS
- STAINLESS STEELS
- CAST IRON
- HIGH TEMP ALLOYS
- TITANIUM
- HARDENED STEELS
- NON-FERROUS
- PLASTICS/COMPOSITES

continued on next page

METRIC

2 Flute Left Hand Cut External Coolant



L226 METRIC SERIES

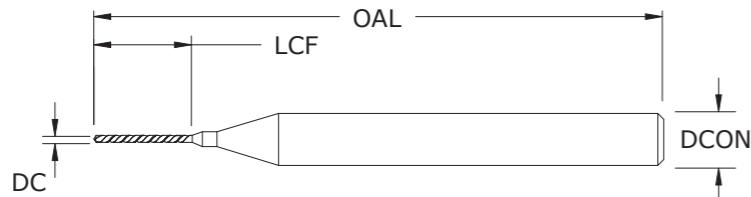
continued

CUTTING DIAMETER DC	DECIMAL EQUIV.	SHANK DIAMETER DCON	FLUTE LENGTH LCF	OVERALL LENGTH OAL	POINT ANGLE	EDP NO.	
						UNCOATED	TI-NAMITE-A (AITiN)
0,40	0.0157	3,0	6,4	38,0	130	08264	08081
0,41	0.0161	3,0	6,4	38,0	130	08265	08082
0,42	0.0165	3,0	6,4	38,0	130	08266	08083
0,43	0.0169	3,0	6,4	38,0	130	08267	08084
0,44	0.0173	3,0	6,4	38,0	130	08268	08085
0,45	0.0177	3,0	6,4	38,0	130	08269	08086
0,46	0.0181	3,0	6,4	38,0	130	08270	08087
0,47	0.0185	3,0	6,4	38,0	130	08271	08088
0,48	0.0189	3,0	6,6	38,0	130	08272	08089
0,49	0.0193	3,0	6,6	38,0	130	08273	08090
0,50	0.0197	3,0	6,6	38,0	130	08274	08091
0,51	0.0201	3,0	6,6	38,0	130	08275	08092
0,52	0.0205	3,0	6,6	38,0	130	08276	08093
0,53	0.0209	3,0	6,6	38,0	130	08277	08094
0,54	0.0213	3,0	6,6	38,0	130	08278	08095
0,55	0.0217	3,0	8,6	38,0	130	08279	08096
0,56	0.0220	3,0	8,6	38,0	130	08280	08097
0,57	0.0224	3,0	8,6	38,0	130	08281	08098
0,58	0.0228	3,0	8,6	38,0	130	08282	08099
0,59	0.0232	3,0	8,6	38,0	130	08283	08100
0,60	0.0236	3,0	8,6	38,0	130	08284	08101
0,61	0.0240	3,0	8,6	38,0	130	08285	08102
0,62	0.0244	3,0	8,6	38,0	130	08286	08103
0,63	0.0248	3,0	8,6	38,0	130	08287	08104
0,64	0.0252	3,0	8,6	38,0	130	08288	08105
0,65	0.0256	3,0	8,6	38,0	130	08289	08106
0,66	0.0260	3,0	8,6	38,0	130	08290	08107
0,67	0.0264	3,0	8,6	38,0	130	08291	08108
0,68	0.0268	3,0	8,6	38,0	130	08292	08109
0,69	0.0272	3,0	8,6	38,0	130	08293	08110
0,70	0.0276	3,0	10,2	38,0	130	08294	08111
0,71	0.0280	3,0	10,2	38,0	130	08295	08112
0,72	0.0283	3,0	10,2	38,0	130	08296	08113
0,73	0.0287	3,0	10,2	38,0	130	08297	08114
0,74	0.0291	3,0	10,2	38,0	130	08298	08115
0,75	0.0295	3,0	10,2	38,0	130	08299	08116
0,75	0.0295	3,0	11,0	50,0	130	08300	08117
0,76	0.0299	3,0	10,2	38,0	130	08301	08118
0,77	0.0303	3,0	10,2	38,0	130	08302	08119
0,78	0.0307	3,0	10,2	38,0	130	08303	08120
0,79	0.0311	3,0	10,2	38,0	130	08304	08121
0,80	0.0315	3,0	10,2	38,0	130	08305	08122
0,80	0.0315	3,0	11,0	50,0	130	08306	08123
0,81	0.0319	3,0	10,2	38,0	130	08307	08124
0,82	0.0323	3,0	10,2	38,0	130	08308	08125
0,83	0.0327	3,0	10,2	38,0	130	08309	08126

continued on next page

METRIC

2 Flute Left Hand Cut External Coolant



L226 METRIC SERIES

continued

mm						EDP NO.	
CUTTING DIAMETER DC	DECIMAL EQUIV.	SHANK DIAMETER DCON	FLUTE LENGTH LCF	OVERALL LENGTH OAL	POINT ANGLE	UNCOATED	TI-NAMITE-A (AITiN)
0,84	0.0331	3,0	10,2	38,0	130	08310	08127
0,85	0.0335	3,0	10,2	38,0	130	08311	08128
0,85	0.0335	3,0	13,0	50,0	130	08312	08129
0,86	0.0339	3,0	10,2	38,0	130	08313	08130
0,87	0.0343	3,0	10,2	38,0	130	08314	08131
0,88	0.0346	3,0	10,2	38,0	130	08315	08132
0,89	0.0350	3,0	10,2	38,0	130	08316	08133
0,90	0.0354	3,0	10,2	38,0	130	08317	08134
0,90	0.0354	3,0	13,0	50,0	130	08318	08135
0,91	0.0358	3,0	10,2	38,0	130	08319	08136
0,92	0.0362	3,0	10,2	38,0	130	08320	08137
0,93	0.0366	3,0	10,2	38,0	130	08321	08138
0,94	0.0370	3,0	10,2	38,0	130	08322	08139
0,95	0.0374	3,0	10,2	38,0	130	08323	08140
0,95	0.0374	3,0	15,0	50,0	130	08324	08141
0,96	0.0378	3,0	10,2	38,0	130	08325	08142
0,97	0.0382	3,0	10,2	38,0	130	08326	08143
0,98	0.0386	3,0	10,2	38,0	130	08327	08144
0,99	0.0390	3,0	10,2	38,0	130	08328	08145
1,00	0.0394	3,0	10,2	38,0	130	08329	08146
1,00	0.0394	3,0	15,0	50,0	130	08330	08147
1,05	0.0413	3,0	10,2	38,0	130	08331	08148
1,05	0.0413	3,0	17,0	50,0	130	08332	08149
1,10	0.0433	3,0	10,2	38,0	130	08333	08150
1,10	0.0433	3,0	17,0	50,0	130	08334	08151
1,15	0.0453	3,0	10,2	38,0	130	08335	08152
1,15	0.0453	3,0	17,0	50,0	130	08336	08153
1,20	0.0472	3,0	10,2	38,0	130	08337	08154
1,20	0.0472	3,0	17,0	50,0	130	08338	08155
1,25	0.0492	3,0	10,2	38,0	130	08339	08156
1,25	0.0492	3,0	19,0	50,0	130	08340	08157
1,30	0.0512	3,0	10,2	38,0	130	08341	08158
1,30	0.0512	3,0	19,0	50,0	130	08342	08159
1,35	0.0531	3,0	10,2	38,0	130	08343	08160
1,35	0.0531	3,0	19,0	50,0	130	08344	08161
1,40	0.0551	3,0	10,2	38,0	130	08345	08162

continued on next page

New Expanded Tools

TOLERANCES (mm)

0,04–3,0 DIAMETER

DC = +0,000/-0,008

DCON = h₆

- STEELS
- STAINLESS STEELS
- CAST IRON
- HIGH TEMP ALLOYS
- TITANIUM
- HARDENED STEELS
- NON-FERROUS
- PLASTICS/COMPOSITES

METRIC

2 Flute Left Hand Cut External Coolant



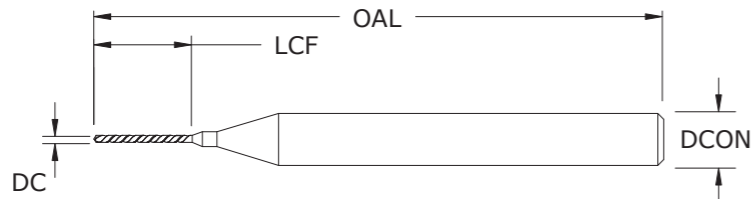
L226 METRIC SERIES

continued

mm						EDP NO.	
CUTTING DIAMETER DC	DECIMAL EQUIV.	SHANK DIAMETER DCON	FLUTE LENGTH LCF	OVERALL LENGTH OAL	POINT ANGLE	UNCOATED	TI-NAMITE-A (AITiN)
1,40	0.0551	3,0	19,0	50,0	130	08346	08163
1,45	0.0571	3,0	10,2	38,0	130	08347	08164
1,45	0.0571	3,0	20,0	50,0	130	08348	08165
1,50	0.0591	3,0	10,2	38,0	130	08349	08166
1,50	0.0591	3,0	20,0	50,0	130	08350	08167
1,55	0.0610	3,0	10,2	38,0	130	08351	08168
1,55	0.0610	3,0	20,0	50,0	130	08352	08169
1,60	0.0630	3,0	10,2	38,0	130	08353	08170
1,60	0.0630	3,0	20,0	50,0	130	08354	08171
1,65	0.0650	3,0	10,2	38,0	130	08355	08172
1,65	0.0650	3,0	20,0	50,0	130	08356	08173
1,70	0.0669	3,0	10,2	38,0	130	08357	08174
1,70	0.0669	3,0	20,0	50,0	130	08358	08175
1,75	0.0689	3,0	10,2	38,0	130	08359	08176
1,75	0.0689	3,0	20,0	50,0	130	08360	08177
1,80	0.0709	3,0	10,2	38,0	130	08361	08178
1,80	0.0709	3,0	20,0	50,0	130	08362	08179
1,85	0.0728	3,0	10,2	38,0	130	08363	08180
1,85	0.0728	3,0	22,8	60,0	130	08364	08181
1,90	0.0748	3,0	10,2	38,0	130	08365	08182
1,90	0.0748	3,0	22,8	60,0	130	08366	08183
1,95	0.0768	3,0	10,2	38,0	130	08367	08184
1,95	0.0768	3,0	23,4	60,0	130	08368	08185
2,00	0.0787	3,0	10,2	38,0	130	08369	08186
2,00	0.0787	3,0	24,0	60,0	130	08370	08187
2,05	0.0807	3,0	10,2	38,0	130	08371	08188
2,05	0.0807	3,0	25,2	60,0	130	08372	08189
2,10	0.0827	3,0	10,2	38,0	130	08373	08190
2,10	0.0827	3,0	25,2	60,0	130	08374	08191
2,15	0.0846	3,0	10,2	38,0	130	08375	08192
2,15	0.0846	3,0	26,4	60,0	130	08376	08193
2,20	0.0866	3,0	10,2	38,0	130	08377	08194
2,20	0.0866	3,0	26,4	60,0	130	08378	08195
2,25	0.0886	3,0	10,2	38,0	130	08379	08196
2,25	0.0886	3,0	27,6	60,0	130	08380	08197
2,30	0.0906	3,0	10,2	38,0	130	08381	08198
2,30	0.0906	3,0	27,6	60,0	130	08382	08199
2,35	0.0925	3,0	10,2	38,0	130	08383	08200
2,35	0.0925	3,0	28,8	60,0	130	08384	08201
2,40	0.0945	3,0	10,2	38,0	130	08385	08202
2,40	0.0945	3,0	28,8	60,0	130	08386	08203
2,45	0.0965	3,0	10,2	38,0	130	08387	08204
2,45	0.0965	3,0	30,0	60,0	130	08388	08205
2,50	0.0984	3,0	10,2	38,0	130	08389	08206
2,50	0.0984	3,0	30,0	60,0	130	08390	08207
2,55	0.1004	3,0	10,2	38,0	130	08391	08208

continued on next page

2 Flute Left Hand Cut External Coolant



L226 METRIC SERIES

continued

mm						EDP NO.	
CUTTING DIAMETER DC	DECIMAL EQUIV.	SHANK DIAMETER DCON	FLUTE LENGTH LCF	OVERALL LENGTH OAL	POINT ANGLE	UNCOATED	TI-NAMITE-A (AITIN)
2,55	0.1004	3,0	31,2	60,0	130	08392	08209
2,60	0.1024	3,0	10,2	38,0	130	08393	08210
2,60	0.1024	3,0	31,2	60,0	130	08394	08211
2,65	0.1043	3,0	10,2	38,0	130	08395	08212
2,65	0.1043	3,0	32,4	60,0	130	08396	08213
2,70	0.1063	3,0	10,2	38,0	130	08397	08214
2,70	0.1063	3,0	32,4	60,0	130	08398	08215
2,75	0.1083	3,0	10,2	38,0	130	08399	08216
2,75	0.1083	3,0	33,6	60,0	130	08400	08217
2,80	0.1102	3,0	10,2	38,0	130	08401	08218
2,80	0.1102	3,0	33,6	60,0	130	08402	08219
2,85	0.1122	3,0	10,2	38,0	130	08403	08220
2,85	0.1122	3,0	34,8	60,0	130	08404	08221
2,90	0.1142	3,0	10,2	38,0	130	08405	08222
2,90	0.1142	3,0	34,8	60,0	130	08406	08223
2,95	0.1161	3,0	10,2	38,0	130	08407	08224
2,95	0.1161	3,0	36,0	60,0	130	08408	08225
3,00	0.1181	3,0	10,2	38,0	130	08409	08226
3,00	0.1181	3,0	36,0	60,0	130	08410	08227

New Expanded Tools

TOLERANCES (mm)

0,04–3,0 DIAMETER

DC = +0,000/-0,008

DCON = h₆

- STEELS
- STAINLESS STEELS
- CAST IRON
- HIGH TEMP ALLOYS
- TITANIUM
- HARDENED STEELS
- NON-FERROUS
- PLASTICS/COMPOSITES

Series M226 • L226

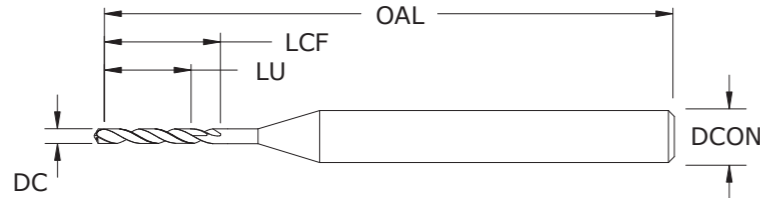
Series M226 • L226	Hardness	Vc (m/min)	DC • mm						
			0.04	0.25	0.5	1	2	3	
P CARBON STEELS 1018, 1040, 1080, 1090, 10L50, 1140, 1212, 12L15, 1525, 1536	≤ 175 Bhn or ≤ 7 HRc	40 (32-48)	RPM	315060	50410	25205	12602	6301	4201
			Fz	0.001	0.007	0.014	0.029	0.058	0.086
			Feed (mm/min)	363	363	363	363	363	363
ALLOY STEELS 4140, 4150, 4320, 5120, 5150, 8630, 86L20, 50100	≤ 275 Bhn or ≤ 28 HRc	59 (48-71)	RPM	472590	75614	37807	18904	9452	6301
			Fz	0.001	0.007	0.013	0.026	0.052	0.078
			Feed (mm/min)	493	493	493	493	493	493
H TOOL STEELS A2, D2, H13, L2, M2, P20, S7, T15, W2	≤ 475 Bhn or ≤ 50 HRc	24 (20-29)	RPM	193883	31021	15511	7755	3878	2585
			Fz	0.001	0.003	0.007	0.013	0.026	0.039
			Feed (mm/min)	102	102	102	102	102	102
K CAST IRONS Gray, Malleable, Ductile	≤ 220 Bhn or ≤ 19 HRc	85 (68-102)	RPM	678591	108575	54287	27144	13572	9048
			Fz	0.001	0.004	0.008	0.016	0.033	0.049
			Feed (mm/min)	445	445	445	445	445	445
M STAINLESS STEELS (FREE MACHINING) 303, 416, 420F, 430F, 440F	≤ 275 Bhn or ≤ 28 HRc	20 (16-24)	RPM	157530	25205	12602	6301	3151	2100
			Fz	0.001	0.005	0.011	0.022	0.044	0.065
			Feed (mm/min)	137	137	137	137	137	137
STAINLESS STEELS (DIFFICULT) 304, 316, 321, 13-8 PH, 15-5PH, 17-4 PH, CUSTOM 450	≤ 325 Bhn or ≤ 35 HRc	12 (10-15)	RPM	96942	15511	7755	3878	1939	1293
			Fz	0.001	0.004	0.009	0.018	0.035	0.053
			Feed (mm/min)	69	69	69	69	69	69
S SUPER ALLOYS (NICKEL, COBALT, IRON BASE) Inconel 601, 617, 625, Incoloy 800, Monel 400, Rene, Waspaloy	≤ 320 Bhn or ≤ 34 HRc	15 (12-18)	RPM	121177	19388	9694	4847	2424	1616
			Fz	0.000	0.003	0.006	0.011	0.022	0.033
			Feed (mm/min)	53	53	53	53	53	53
TITANIUM ALLOYS Pure Titanium, Ti6Al4V, Ti6Al2Sn4Zr2Mo, Ti4Al4Mo2Sn0.5Si	≤ 350 Bhn or ≤ 38 HRc	15 (12-18)	RPM	121177	19388	9694	4847	2424	1616
			Fz	0.001	0.004	0.008	0.017	0.034	0.051
			Feed (mm/min)	82	82	82	82	82	82
N ALUMINUM ALLOYS 2017, 2024, 356, 6061, 7075	≤ 150 Bhn or ≤ 7 HRc	75 (60-90)	RPM	593768	95003	47501	23751	11875	7917
			Fz	0.002	0.012	0.025	0.049	0.099	0.148
			Feed (mm/min)	1171	1171	1171	1171	1171	1171
COPPER ALLOYS Alum Bronze, C110, Muntz Brass	≤ 140 Bhn or ≤ 3 HRc	55 (44-66)	RPM	436237	69798	34899	17449	8725	5816
			Fz	0.002	0.012	0.025	0.049	0.099	0.148
			Feed (mm/min)	861	861	861	861	861	861
PLASTICS Polycarbonate, PVC		75 (60-90)	RPM	593768	95003	47501	23751	11875	7917
			Fz	0.002	0.012	0.025	0.049	0.099	0.148
			Feed (mm/min)	1171	1171	1171	1171	1171	1171

Note:

- Bhn (Brinell) HRc (Rockwell C) HRb (Rockwell B)
- rpm = Vc x 3.82 / DC
- ipm = Fr x rpm (Fr x maximum available rpm when recommendation exceeds machine limit)
- reduce speed and feed 30% when using uncoated drills
- reduce speed and feed for materials harder than listed
- refer to the KYOCERA SGS Tool Wizard® or sgsmicrotools.com for complete technical information

METRIC

2 Flute Internal Coolant



M814 METRIC SERIES

- Split point and double margin design provide superior hole finish and size control
- Coolant hole feature allows straight through drilling without a peck cycle
- Proprietary high-performance coating and mirror polished fluting increase tool life and productivity in moderate-to-difficult workpiece materials
- Available from stock in a selection of popular lengths and diameters
- Application specific sub-micron grain carbide designed specifically for micro-tool applications
- Manufactured in accordance with KSPT ISO certified quality procedures

mm						EDP NO.
CUTTING DIAMETER DC	DECIMAL EQUIVALENT	SHANK DIAMETER DCON	FLUTE LENGTH LCF	CLEARED LENGTH LU	OVERALL LENGTH OAL	TI-NAMITE-CR (AICrN)
1,0	0.0394	4,0	13,3	8,0	53,0	06000
1,1	0.0433	4,0	14,1	8,8	53,0	06001
1,2	0.0472	4,0	14,9	9,6	53,0	06002
1,3	0.0512	4,0	15,7	10,4	53,0	06003
1,4	0.0551	4,0	16,5	11,2	53,0	06004
1,5	0.0591	4,0	17,3	12,0	53,0	06005
1,6	0.0630	4,0	18,1	12,8	64,0	06006
1,7	0.0669	4,0	18,9	13,6	64,0	06007
1,8	0.0709	4,0	20,4	14,4	64,0	06008
1,9	0.0748	4,0	21,2	15,2	64,0	06009
2,0	0.0787	4,0	22,0	16,0	64,0	06010
2,1	0.0827	4,0	22,8	16,8	64,0	06011
2,2	0.0866	4,0	25,7	17,6	64,0	06012
2,3	0.0906	4,0	26,5	18,4	64,0	06013
2,4	0.0945	4,0	27,3	19,2	64,0	06014
2,5	0.0984	4,0	28,1	20,0	64,0	06015
2,6	0.1024	4,0	28,9	20,8	76,0	06016
2,7	0.1063	4,0	29,7	21,6	76,0	06017
2,8	0.1102	4,0	30,5	22,4	76,0	06018
2,9	0.1142	4,0	32,2	23,2	76,0	06019
3,0	0.1181	4,0	33,0	24,0	76,0	06020
3,1	0.1220	4,0	33,8	24,8	76,0	06021
3,2	0.1260	4,0	34,6	25,6	76,0	06022
3,3	0.1299	4,0	35,4	26,4	76,0	06023
3,4	0.1339	4,0	38,1	27,2	76,0	06024
3,5	0.1378	4,0	38,9	28,0	76,0	06025
3,6	0.1417	4,0	39,7	28,8	76,0	06026
3,7	0.1457	4,0	40,5	29,6	76,0	06027
3,8	0.1496	4,0	41,3	30,4	76,0	06028
3,9	0.1535	4,0	42,1	31,2	76,0	06029
4,0	0.1575	4,0	42,9	32,0	76,0	06030
1,0	0.0394	4,0	20,3	15,0	64,0	06031
1,1	0.0433	4,0	21,8	16,5	64,0	06032
1,2	0.0472	4,0	23,3	18,0	64,0	06033

continued on next page

New Expanded Tools

TOLERANCES (mm)

1,0–4,0 DIAMETER
 DC = +0,000/-0,008
 DCON = h₆

- STEELS
- STAINLESS STEELS
- CAST IRON
- HIGH TEMP ALLOYS
- TITANIUM
- HARDENED STEELS
- NON-FERROUS
- PLASTICS/COMPOSITES

METRIC

2 Flute Internal Coolant



M814 METRIC SERIES

mm						EDP NO.
CUTTING DIAMETER DC	DECIMAL EQUIVALENT	SHANK DIAMETER DCON	FLUTE LENGTH LCF	CLEARED LENGTH LU	OVERALL LENGTH OAL	TI-NAMITE-CR (AICrN)
1,3	0.0512	4,0	24,8	19,5	64,0	06034
1,4	0.0551	4,0	26,3	21,0	64,0	06035
1,5	0.0591	4,0	27,8	22,5	64,0	06036
1,6	0.0630	4,0	29,3	24,0	81,0	06037
1,7	0.0669	4,0	30,8	25,5	81,0	06038
1,8	0.0709	4,0	33,0	27,0	81,0	06039
1,9	0.0748	4,0	34,5	28,5	81,0	06040
2,0	0.0787	4,0	36,0	30,0	81,0	06041
2,1	0.0827	4,0	37,5	31,5	81,0	06042
2,2	0.0866	4,0	41,1	33,0	81,0	06043
2,3	0.0906	4,0	42,6	34,5	81,0	06044
2,4	0.0945	4,0	44,1	36,0	81,0	06045
2,5	0.0984	4,0	45,6	37,5	90,0	06046
2,6	0.1024	4,0	47,1	39,0	90,0	06047
2,7	0.1063	4,0	48,6	40,5	90,0	06048
2,8	0.1102	4,0	50,1	42,0	90,0	06049
2,9	0.1142	4,0	52,5	43,5	90,0	06050
3,0	0.1181	4,0	54,0	45,0	90,0	06051
3,1	0.1220	4,0	55,5	46,5	106,0	06052
3,2	0.1260	4,0	57,0	48,0	106,0	06053
3,3	0.1299	4,0	58,5	49,5	106,0	06054
3,4	0.1339	4,0	61,9	51,0	106,0	06055
3,5	0.1378	4,0	63,4	52,5	106,0	06056
3,6	0.1417	4,0	64,9	54,0	106,0	06057
3,7	0.1457	4,0	66,4	55,5	106,0	06058
3,8	0.1496	4,0	67,9	57,0	106,0	06059
3,9	0.1535	4,0	69,4	58,6	106,0	06060
4,0	0.1575	4,0	70,9	60,0	106,0	06061

continued

KYOCERA Solid Tools

SGS Solid Tools

SGS Micro Tools

KYOCERA Solid Tools

SGS Solid Tools

SGS Micro Tools

Series M814 8xD

Series M814 8xD	Hardness	Vc (m/min)	DC • mm				
			1	2	3	4	
P CARBON STEELS 1018, 1040, 1080, 1090, 10L50, 1140, 1212, 12L15, 1525, 1536	≤ 175 Bhn or ≤ 7 HRc	125 (100-150)	RPM	39746	19873	13249	9937
			Fz	0.0229	0.0458	0.0686	0.0915
			Feed (mm/min)	909	909	909	909
P ALLOY STEELS 4140, 4150, 4320, 5120, 5150, 8630, 86L20, 50100	≤ 275 Bhn or ≤ 28 HRc	94 (76-113)	RPM	30052	15026	10017	7513
			Fz	0.0216	0.0431	0.0647	0.0862
			Feed (mm/min)	648	648	648	648
H TOOL STEELS A2, D2, H13, L2, M2, P20, S7, T15, W2	≤ 475 Bhn or ≤ 50 HRc	46 (37-55)	RPM	14541	7271	4847	3635
			Fz	0.0101	0.0203	0.0304	0.0405
			Feed (mm/min)	147	147	147	147
K CAST IRONS Gray, Malleable, Ductile	≤ 220 Bhn or ≤ 19 HRc	110 (88-132)	RPM	34899	17449	11633	8725
			Fz	0.0318	0.0636	0.0954	0.1272
			Feed (mm/min)	1110	1110	1110	1110
M STAINLESS STEELS (FREE MACHINING) 303, 416, 420F, 430F, 440F	≤ 275 Bhn or ≤ 28 HRc	55 (44-66)	RPM	17449	8725	5816	4362
			Fz	0.0178	0.0355	0.0533	0.0710
			Feed (mm/min)	310	310	310	310
M STAINLESS STEELS (DIFFICULT) 304, 316, 321, 13-8 PH, 15-5PH, 17-4 PH, CUSTOM 450	≤ 325 Bhn or ≤ 35 HRc	38 (30-46)	RPM	12118	6059	4039	3029
			Fz	0.0140	0.0281	0.0421	0.0562
			Feed (mm/min)	170	170	170	170
S SUPER ALLOYS (NICKEL, COBALT, IRON BASE) Inconel 601, 617, 625, Incoloy 800, Monel 400, Rene, Waspaloy	≤ 320 Bhn or ≤ 34 HRc	27 (22-33)	RPM	8725	4362	2908	2181
			Fz	0.0096	0.0192	0.0288	0.0384
			Feed (mm/min)	84	84	84	84
S TITANIUM ALLOYS Pure Titanium, Ti6Al4V, Ti6Al2Sn4Zr2Mo, Ti4Al4Mo2Sn0.5Si	≤ 350 Bhn or ≤ 38 HRc	46 (37-55)	RPM	14541	7271	4847	3635
			Fz	0.0093	0.0185	0.0278	0.0370
			Feed (mm/min)	135	135	135	135
N ALUMINUM ALLOYS 2017, 2024, 356, 6061, 7075	≤ 150 Bhn or ≤ 7 HRc	130 (104-155)	RPM	41200	20600	13733	10300
			Fz	0.0395	0.0789	0.1184	0.1578
			Feed (mm/min)	1626	1626	1626	1626
N COPPER ALLOYS Alum Bronze, C110, Muntz Brass	≤ 140 Bhn or ≤ 3 HRc	99 (79-119)	RPM	31506	15753	10502	7877
			Fz	0.0407	0.0814	0.1221	0.1629
			Feed (mm/min)	1283	1283	1283	1283

Note:

- Bhn (Brinell) HRc (Rockwell C) HRb (Rockwell B)
- rpm = (Vc x 1000) / (DC x 3.14)
- mm/min = Fr x rpm (Fr x maximum available rpm when recommendation exceeds machine limit)
- reduce speed and feed 30% when using uncoated drills
- reduce speed and feed for materials harder than listed
- refer to the KYOCERA SGS Tool Wizard® or sgsmicrotools.com for complete technical information

Series M814 15xD

Series M814 15xD	Hardness	Vc (m/min)	DC • mm				
			1	2	3	4	
P CARBON STEELS 1018, 1040, 1080, 1090, 10L50, 1140, 1212, 12L15, 1525, 1536	≤ 175 Bhn or ≤ 7 HRc	125 (100-150)	RPM	39746	19873	13249	9937
			Fz	0.0160	0.0320	0.0479	0.0639
			Feed (mm/min)	635	635	635	635
P ALLOY STEELS 4140, 4150, 4320, 5120, 5150, 8630, 86L20, 50100	≤ 275 Bhn or ≤ 28 HRc	94 (76-113)	RPM	30052	15026	10017	7513
			Fz	0.0139	0.0279	0.0418	0.0558
			Feed (mm/min)	419	419	419	419
H TOOL STEELS A2, D2, H13, L2, M2, P20, S7, T15, W2	≤ 475 Bhn or ≤ 50 HRc	46 (37-55)	RPM	14541	7271	4847	3635
			Fz	0.0070	0.0140	0.0210	0.0279
			Feed (mm/min)	102	102	102	102
K CAST IRONS Gray, Malleable, Ductile	≤ 220 Bhn or ≤ 19 HRc	110 (88-132)	RPM	34899	17449	11633	8725
			Fz	0.0229	0.0459	0.0688	0.0917
			Feed (mm/min)	800	800	800	800
M STAINLESS STEELS (FREE MACHINING) 303, 416, 420F, 430F, 440F	≤ 275 Bhn or ≤ 28 HRc	55 (44-66)	RPM	17449	8725	5816	4362
			Fz	0.0127	0.0253	0.0380	0.0507
			Feed (mm/min)	221	221	221	221
M STAINLESS STEELS (DIFFICULT) 304, 316, 321, 13-8 PH, 15-5PH, 17-4 PH, CUSTOM 450	≤ 325 Bhn or ≤ 35 HRc	38 (30-46)	RPM	12118	6059	4039	3029
			Fz	0.0094	0.0189	0.0283	0.0377
			Feed (mm/min)	114	114	114	114
S SUPER ALLOYS (NICKEL, COBALT, IRON BASE) Inconel 601, 617, 625, Incoloy 800, Monel 400, Rene, Waspaloy	≤ 320 Bhn or ≤ 34 HRc	27 (22-33)	RPM	8725	4362	2908	2181
			Fz	0.0064	0.0128	0.0192	0.0256
			Feed (mm/min)	56	56	56	56
S TITANIUM ALLOYS Pure Titanium, Ti6Al4V, Ti6Al2Sn4Zr2Mo, Ti4Al4Mo2Sn0.5Si	≤ 350 Bhn or ≤ 38 HRc	46 (37-55)	RPM	14541	7271	4847	3635
			Fz	0.0077	0.0154	0.0231	0.0307
			Feed (mm/min)	112	112	112	112
N ALUMINUM ALLOYS 2017, 2024, 356, 6061, 7075	≤ 150 Bhn or ≤ 7 HRc	130 (104-155)	RPM	41200	20600	13733	10300
			Fz	0.0287	0.0573	0.0860	0.1147
			Feed (mm/min)	1181	1181	1181	1181
N COPPER ALLOYS Alum Bronze, C110, Muntz Brass	≤ 140 Bhn or ≤ 3 HRc	99 (79-119)	RPM	31506	15753	10502	7877
			Fz	0.0286	0.0572	0.0859	0.1145
			Feed (mm/min)	902	902	902	902

Note:

- Bhn (Brinell) HRc (Rockwell C) HRb (Rockwell B)
- rpm = (Vc x 1000) / (DC x 3.14)
- mm/min = Fr x rpm (Fr x maximum available rpm when recommendation exceeds machine limit)
- reduce speed and feed 30% when using uncoated drills
- reduce speed and feed for materials harder than listed
- refer to the KYOCERA SGS Tool Wizard® or sgsmicrotools.com for complete technical information

EDP Number Index

Please put "M" at the beginning of all page numbers below.

EDP NO.	PAGE	EDP NO.	PAGE	EDP NO.	PAGE	EDP NO.	PAGE	EDP NO.	PAGE	EDP NO.	PAGE	EDP NO.	PAGE	EDP NO.	PAGE
00301	10	00368	13	00436	46	00504	16	00572	50	00640	56	00711	21	00779	58
00302	10	00369	13	00437	46	00505	16	00573	50	00641	56	00712	21	00780	58
00303	10	00370	13	00438	46	00506	17	00574	50	00642	56	00713	21	00781	58
00304	10	00372	43	00439	46	00507	17	00575	50	00643	56	00714	21	00782	58
00305	10	00373	43	00440	46	00508	17	00576	50	00644	56	00715	21	00783	58
00306	10	00374	43	00441	46	00509	17	00577	50	00645	56	00716	21	00784	58
00307	10	00375	43	00443	22	00510	23	00578	51	00646	56	00717	21	00785	58
00308	10	00376	43	00444	22	00511	17	00579	51	00647	56	00718	21	00786	58
00309	10	00377	43	00445	22	00512	17	00580	51	00648	56	00719	21	00787	58
00310	10	00378	43	00446	22	00514	48	00581	51	00649	56	00720	21	00788	58
00311	10	00379	43	00447	22	00515	48	00582	51	00650	56	00721	21	00789	58
00312	10	00380	43	00448	22	00516	48	00583	51	00651	56	00722	21	00790	58
00313	10	00381	43	00449	22	00517	48	00584	54	00652	56	00723	21	00791	58
00314	10	00382	43	00450	22	00518	48	00585	54	00653	56	00724	21	00792	58
00315	10	00383	43	00451	22	00519	48	00586	54	00654	56	00725	21	00793	58
00316	10	00384	43	00452	22	00520	48	00587	54	00655	56	00726	21	00794	58
00317	10	00385	43	00453	22	00521	48	00588	54	00656	56	00727	21	00795	58
00318	10	00386	43	00454	22	00522	48	00589	54	00657	56	00728	21	00796	58
00319	10	00387	43	00455	22	00523	48	00590	54	00658	56	00729	21	00797	58
00320	10	00388	43	00456	22	00524	48	00591	54	00659	56	00730	21	00798	58
00321	10	00389	43	00457	22	00525	48	00592	54	00660	56	00731	21	00799	58
00322	10	00390	43	00458	22	00526	48	00593	54	00661	56	00732	21	00800	58
00323	10	00391	43	00459	22	00527	48	00594	54	00662	56	00733	21	00801	58
00324	10	00392	43	00460	22	00528	48	00595	54	00663	56	00734	21	00802	58
00325	10	00393	43	00461	22	00529	48	00596	54	00664	56	00735	21	00803	58
00326	10	00394	43	00462	22	00530	48	00597	54	00665	56	00736	21	00804	58
00327	10	00395	43	00463	22	00531	48	00598	54	00670	20	00737	21	00805	58
00328	10	00396	43	00464	22	00532	48	00599	54	00671	20	00738	21	00806	58
00329	10	00397	43	00465	22	00533	48	00600	54	00672	20	00745	57	00807	58
00330	10	00398	43	00466	22	00534	48	00601	54	00673	20	00746	57	00808	58
00331	11	00399	43	00467	22	00535	48	00602	54	00674	20	00747	57	00809	58
00332	11	00400	43	00468	22	00536	48	00603	54	00675	20	00748	57	00810	58
00333	11	00401	43	00469	22	00537	48	00604	54	00676	20	00749	57	00811	14
00334	11	00402	44	00470	22	00538	48	00605	54	00677	20	00750	57	00812	14
00335	11	00403	44	00471	22	00539	48	00606	54	00678	20	00751	57	00813	14
00336	11	00404	44	00472	22	00540	48	00607	54	00679	20	00752	57	00814	14
00337	11	00405	44	00473	22	00541	48	00608	54	00680	20	00753	57	00815	14
00338	11	00406	44	00474	22	00542	48	00609	54	00681	20	00754	57	00816	14
00339	11	00407	44	00475	22	00543	48	00610	54	00682	20	00755	57	00817	14
00340	11	00408	44	00476	22	00544	49	00611	55	00683	20	00756	57	00818	14
00341	11	00409	44	00477	22	00545	49	00612	55	00684	20	00757	57	00819	14
00342	11	00410	44	00478	22	00546	49	00613	55	00685	20	00758	57	00820	14
00343	11	00411	44	00479	15	00547	49	00614	55	00686	20	00759	57	00821	14
00344	11	00412	44	00480	15	00548	49	00615	55	00687	20	00760	57	00822	14
00345	11	00413	44	00481	15	00549	49	00616	55	00688	20	00761	57	00823	14
00346	11	00414	44	00482	15	00550	49	00617	55	00689	20	00762	57	00824	14
00347	11	00415	44	00483	15	00551	49	00618	55	00690	20	00763	57	00825	14
00348	11	00416	44	00484	15	00552	49	00619	55	00691	20	00764	57	00826	14
00349	11	00417	44	00485	15	00553	49	00620	55	00692	20	00765	57	00827	14
00350	11	00418	44	00486	15	00554	49	00621	55	00693	20	00766	57	00828	14
00351	11	00419	44	00487	15	00555	49	00622	55	00694	20	00767	57	00829	14
00352	11	00420	44	00488	15	00556	49	00623	55	00695	20	00768	57	00830	14
00353	11	00421	44	00489	15	00557	49	00624	55	00696	20	00769	57	00831	14
00354	11	00422	44	00490	15	00558	49	00625	55	00697	20	00770	57	00832	14
00355	12	00423	44	00491	15	00559	49	00626	55	00698	20	00771	57	00833	14
00356	12	00424	45	00492	15	00560	49	00627	55	00699	20	00772	57	00834	14
00357	12	00425	45	00493	15	00561	49	00628	55	00700	20	00773	57	00835	14
00358	12	00426	45	00494	15	00562	49	00629	55	00701	20	00774	57	00836	14
00359	12	00427	45	00495	15	00563	49	00630	55	00702	20	00775	57	00837	14
00360	12	00428	45	00496	16	00564	49	00631	55	00703	20	00776	57	00838	14
00361	12	00429	45	00497	23	00565	49	00632	55	00704	20	00777	57	00839	14
00362	12	00430	45	00498	16	00566	49	00633	55	00705	21	00778	57	00840	15
00363	12	00431	45	00499	16	00567	49	00634	55	00706	21	00779	58	00841	15
00364	12	00432	45	00500	16	00568	50	00635	55	00707	21	00780	58	00842	15
00365	13	00433	45	00501	16	00569	50	00636	55	00708	21	00781	58	00843	15
00366	13	00434	45	00502	23	00570	50	00637	55	00709	21	00782	58	00844	15
00367	13	00435	46	00503	16	00571	50	00639	56	00710	21	00783	58	00845	15

Please put "M" at the beginning of all page numbers below.

EDP NO.	PAGE	EDP NO.	PAGE	EDP NO.	PAGE	EDP NO.	PAGE	EDP NO.	PAGE	EDP NO.	PAGE	EDP NO.	PAGE	EDP NO.	PAGE
00784	58	00852	23	00925	60	00992	64	01829	67	01910	69	02013	69	00785	58
00785	58	00853	23	00926	60	00993	64	01830	67	01911	69	02014	69	00786	58
00786	58	00854	23	00927	60	00994	64	01831	67	01912	69	02015	69	00787	58
00787	58	00855	23	00928	60	00995	64	01832	67	01913	69	02016	69	00788	58
00788	58	00856	23	00929	60	00996	64	01833	67	01914	69	02017	69	00789	58
00789	58	00857	23	00930	60	00997	64	01834	67	01915	69	02018	69	00790	58
00790	58	00858	23	00931	60	00998	64	01835	67	01916	69	02019	69	00791	58
00791	58	00859	23	00932	60	00999	64	01836	67	01917	69	02020	69	00792	58
00792	58	00860	23	00933	60	01000	64	01837	67	01927	74	02021	69	00793	58
00793	58	00861	23	00934	60	01001	64	01838	67	01928	74	02031	74	00794	58
00794	58	00862	23	00935	60	01002	64	01839	67	01929	74	02032	74	00795	58
00796	58	00863	23	00936	60	01003	64	01840	68	01930	74	02033	74	00796	58
00797	58	00864	23	00937	60	01004	64	01841	68	01931	74	02034	74	00797	58
00798	58	00865	16	00938	60	01005	64	01842	68	01932	74	02035	74	00798	58
00799	58	00866	23	00939	60	01007	65	01843	68	01933	74	02036	74	00799	58
00800	58	00867	23	00940	60	01008	65	01844	68	01934	74	02037	74	00800	58
00801	58	00868	23	00941	60	01009	65	01845	68	01935	74	02038	74	00801	58
00802	58	00869	23	00942	60	01010	65								

EDP Number Index

Please put "M" at the beginning of all page numbers below.

EDP NO.	PAGE	EDP NO.	PAGE	EDP NO.	PAGE	EDP NO.	PAGE	EDP NO.	PAGE	EDP NO.	PAGE	EDP NO.	PAGE	EDP NO.	PAGE
02215	10	02284	14	02353	67	02422	45	02489	50	02556	58	02623	60	02690	55
02216	10	02285	14	02354	67	02423	45	02490	50	02557	58	02624	60	02691	55
02217	10	02286	14	02355	67	02424	45	02491	50	02558	58	02625	60	02692	55
02218	10	02287	14	02356	67	02425	45	02492	50	02559	58	02626	60	02693	55
02219	10	02288	14	02357	67	02426	45	02493	50	02560	58	02627	60	02694	56
02220	10	02289	14	02360	67	02427	45	02494	50	02561	58	02628	60	02695	56
02221	10	02290	14	02361	67	02428	45	02495	50	02562	58	02629	60	02696	56
02222	10	02291	14	02362	67	02429	46	02496	50	02563	58	02630	60	02697	56
02223	10	02292	14	02363	67	02430	46	02497	50	02564	58	02631	60	02698	56
02224	10	02293	14	02364	67	02431	46	02498	51	02565	58	02632	60	02699	56
02225	10	02294	14	02365	67	02432	46	02499	51	02566	58	02633	60	02700	56
02226	10	02295	14	02366	67	02433	46	02500	51	02567	58	02634	60	02701	56
02227	10	02296	14	02367	67	02434	46	02501	51	02568	58	02635	60	02702	56
02228	10	02297	14	02368	11	02435	46	02502	51	02569	58	02636	60	02703	56
02229	10	02298	14	02369	11	02436	15	02503	51	02570	58	02637	60	02704	56
02230	10	02299	14	02370	11	02437	15	02504	21	02571	58	02638	60	02705	56
02231	11	02300	14	02371	11	02438	15	02505	21	02572	23	02639	60	02706	56
02232	11	02301	14	02372	11	02439	15	02506	21	02573	23	02640	54	02707	56
02233	11	02302	14	02373	11	02440	15	02507	21	02574	23	02641	54	02708	56
02234	11	02303	14	02374	11	02441	15	02508	21	02575	23	02642	54	02709	56
02235	11	02304	15	02375	11	02442	15	02509	21	02576	23	02643	54	02710	56
02236	11	02305	15	02376	11	02443	15	02510	21	02577	23	02644	54	02711	56
02238	43	02306	15	02377	11	02444	15	02511	21	02578	23	02645	54	02712	56
02239	43	02307	15	02378	11	02445	15	02512	21	02579	23	02646	54	02713	56
02240	43	02308	15	02379	11	02446	15	02513	21	02580	23	02647	54	02714	56
02241	43	02309	15	02380	11	02447	15	02514	21	02581	23	02648	54	02715	56
02242	43	02310	15	02381	11	02448	15	02515	21	02582	23	02649	54	02716	56
02243	43	02312	48	02382	11	02449	15	02516	21	02583	23	02650	54	02717	56
02244	43	02313	48	02383	11	02450	15	02517	21	02584	23	02651	54	02718	56
02245	43	02314	48	02384	11	02451	15	02518	21	02585	23	02652	54	02719	56
02246	43	02315	48	02385	11	02452	15	02519	21	02586	23	02653	54	02720	63
02247	43	02316	48	02386	12	02453	16	02520	21	02587	23	02654	54	02721	63
02248	43	02317	48	02387	12	02454	16	02521	21	02588	23	02655	54	02722	63
02249	43	02318	48	02388	12	02455	16	02522	21	02589	23	02656	54	02723	63
02250	43	02319	48	02389	12	02456	16	02523	21	02590	23	02657	54	02724	63
02251	43	02320	48	02390	12	02457	16	02524	21	02591	23	02658	54	02725	63
02252	43	02321	48	02391	12	02458	16	02525	21	02592	23	02659	54	02726	63
02253	43	02322	48	02392	12	02459	16	02526	21	02593	23	02660	54	02727	63
02254	43	02323	48	02393	12	02460	16	02527	21	02594	23	02661	54	02728	63
02255	43	02324	48	02394	12	02461	16	02528	21	02595	23	02662	54	02729	63
02256	43	02325	48	02395	12	02462	16	02529	21	02596	23	02663	54	02730	63
02257	43	02326	48	02396	13	02463	17	02530	21	02597	23	02664	54	02731	63
02258	43	02327	48	02397	13	02464	17	02531	21	02598	23	02665	54	02732	63
02259	43	02328	48	02398	13	02465	17	02532	21	02599	23	02666	54	02733	63
02260	43	02329	48	02399	13	02466	17	02533	21	02600	23	02667	55	02734	63
02261	43	02330	48	02400	13	02467	17	02534	21	02601	23	02668	55	02735	63
02262	43	02331	48	02401	13	02468	17	02535	21	02602	23	02669	55	02736	63
02263	43	02332	48	02402	13	02469	17	02536	21	02603	23	02670	55	02737	63
02264	43	02333	48	02403	13	02470	17	02537	21	02604	23	02671	55	02738	63
02265	43	02334	48	02404	13	02471	17	02538	21	02605	23	02672	55	02739	63
02266	43	02335	48	02405	13	02472	17	02539	21	02606	23	02673	55	02740	63
02267	43	02336	48	02406	13	02473	17	02540	21	02607	23	02674	55	02741	63
02268	44	02337	48	02407	13	02474	17	02541	21	02608	23	02675	55	02742	63
02269	44	02338	48	02408	13	02475	17	02542	21	02609	23	02676	55	02743	63
02270	44	02339	48	02409	13	02476	17	02543	21	02610	23	02677	55	02744	63
02271	44	02340	48	02410	13	02477	17	02544	21	02611	23	02678	55	02745	63
02272	44	02341	48	02411	13	02478	17	02545	21	02612	23	02679	55	02746	63
02273	44	02342	48	02412	13	02479	17	02546	21	02613	23	02680	55	02747	63
02275	14	02343	49	02413	13	02480	17	02547	21	02614	23	02681	55	02748	63
02276	14	02344	49	02414	13	02481	17	02548	21	02615	23	02682	55	02749	63
02277	14	02345	49	02415	13	02482	17	02549	21	02616	23	02683	55	02750	63
02278	14	02346	49	02416	13	02483	17	02550	21	02617	23	02684	55	02751	63
02279	14	02347	49	02417	13	02484	17	02551	21	02618	23	02685	55	02752	63
02280	14	02349	67	02418	13	02485	17	02552	21	02619	23	02686	55	02753	63
02281	14	02350	67	02419	13	02486	17	02553	21	02620	23	02687	55	02754	63
02282	14	02351	67	02420	13	02487	17	02554	21	02621	23	02688	55	02755	63
02283	14	02352	67	02421	13	02488	17	02555	21	02622	23	02689	55	02756	63

KYOCERA Solid Tools

SGS Solid Tools

SGS Micro Tools

KYOCERA Solid Tools

SGS Solid Tools

SGS Micro Tools

EDP Number Index

Please put "M" at the beginning of all page numbers below.

EDP NO.	PAGE	EDP NO.	PAGE	EDP NO.	PAGE	EDP NO.	PAGE	EDP NO.	PAGE	EDP NO.	PAGE	EDP NO.	PAGE	EDP NO.	PAGE
02690	55	02757	64	02869	66	02936	74	03003	74	03077	57	03151	59	02691	55
02691	55	02758	64	02870	66	02937	74	03004	70	03078	57	03152	59	02692	55
02692	55	02759	64	02871	66	02938	74	03005	70	03079	57	03153	59	02693	55
02693	55	02760	64	02872	67	02939	74	03006	70	03080	57	03154	59	02694	56
02694	56	02761	64	02873	67	02940	70	03007	70	03081	57	03155	59	02695	56
02695	56	02762	64	02874	67	02941	70	03008	70	03082	57	03156	59	02696	56
02696	56	02763	64	02875	67	02942	70	03009	70	03083	57	03157	59	02697	56
02697	56	02764	64	02876	67	02943	70	03010	70	03084	57	03158	59	02698	56
02698	56	02765	64	02877	67	02944	70	03011	70	03085	57	03159	59	02699	56
02699	56	02766	64	02878	67	02945	70	03012	70	03086	57	03160	59	02700	56
02700	56	02767	64	02879	67	02946	70	03013	71	03087	57	03161	59	02701	56
02701	56	02768	64	02880	68	02947	70	03014	71	03088	57	03162	59	02702	56
02702	56	02769	64	02881	68	02948	70	03015	71	03089	57	03163	59	02703	56
02703	56	02770	64	02882	68	02949	71	03016	75	03090	57	03164	59	02704	56
02704	56	02771	64	02883	68	02950	71	03017	75	03091	5				

EDP Number Index

Please put "M" at the beginning of all page numbers below.

EDP NO.	PAGE	EDP NO.	PAGE	EDP NO.	PAGE	EDP NO.	PAGE	EDP NO.	PAGE	EDP NO.	PAGE	EDP NO.	PAGE
03428	19	03495	53	03562	29	03629	33	03696	35	03763	61	03830	36
03429	19	03496	53	03563	29	03630	33	03697	24	03764	61	03831	36
03430	19	03497	53	03564	29	03631	33	03698	24	03765	61	03832	37
03431	19	03498	53	03565	29	03632	33	03699	24	03766	61	03833	37
03432	19	03499	53	03566	29	03633	33	03700	24	03767	61	03834	37
03433	19	03500	53	03567	29	03634	33	03701	24	03768	61	03835	37
03434	19	03501	53	03568	29	03635	33	03702	24	03769	61	03836	37
03435	19	03502	53	03569	29	03636	33	03703	24	03770	61	03837	37
03436	19	03503	53	03570	29	03637	33	03704	24	03771	61	03838	37
03437	19	03504	53	03571	29	03638	33	03705	24	03772	61	03839	37
03438	19	03505	53	03572	29	03639	33	03706	24	03773	61	03840	37
03439	19	03506	53	03573	29	03640	33	03707	24	03774	61	03841	37
03440	19	03507	53	03574	29	03641	33	03708	24	03775	61	03842	37
03441	19	03508	26	03575	29	03642	33	03709	24	03776	61	03843	37
03442	19	03509	26	03576	29	03643	34	03710	24	03777	61	03844	37
03443	19	03510	26	03577	29	03644	34	03711	24	03778	62	03845	37
03444	19	03511	26	03578	29	03645	34	03712	24	03779	62	03846	37
03445	19	03512	26	03579	30	03646	34	03713	24	03780	62	03847	37
03446	19	03513	26	03580	30	03647	34	03714	24	03781	62	03848	37
03447	19	03514	26	03581	30	03648	34	03715	24	03782	62	03849	37
03448	19	03515	26	03582	30	03649	34	03716	24	03783	62	03850	37
03449	19	03516	26	03583	30	03650	34	03717	24	03784	62	03851	37
03450	19	03517	26	03584	30	03651	34	03718	24	03785	62	03852	37
03451	19	03518	26	03585	30	03652	34	03719	24	03786	62	03853	37
03452	19	03519	26	03586	30	03653	34	03720	24	03787	62	03854	37
03453	19	03520	26	03587	30	03654	34	03721	24	03788	62	03855	37
03454	52	03521	26	03588	30	03655	34	03722	24	03789	62	03856	37
03455	52	03522	26	03589	31	03656	34	03723	24	03790	62	03857	37
03456	52	03523	26	03590	31	03657	34	03724	25	03791	62	03858	37
03457	52	03524	26	03591	31	03658	34	03725	25	03792	62	03859	38
03458	52	03525	26	03592	31	03659	34	03726	25	03793	62	03860	38
03459	52	03526	26	03593	31	03660	34	03727	25	03794	62	03861	38
03460	52	03527	26	03594	31	03661	34	03728	25	03795	62	03862	38
03461	52	03528	26	03595	31	03662	34	03729	25	03796	62	03863	38
03462	52	03529	26	03596	31	03663	34	03730	25	03797	62	03864	38
03463	52	03530	26	03597	31	03664	34	03731	25	03798	62	03865	38
03464	52	03531	26	03598	31	03665	34	03732	25	03799	62	03866	38
03465	52	03532	26	03599	31	03666	34	03733	25	03800	62	03867	38
03466	52	03533	26	03600	31	03667	34	03734	25	03801	62	03868	38
03467	52	03534	26	03601	31	03668	34	03735	25	03802	62	03869	38
03468	52	03535	27	03602	31	03669	34	03736	25	03803	62	03870	38
03469	52	03536	27	03603	31	03670	35	03737	25	03804	62	03871	38
03470	52	03537	27	03604	31	03671	35	03738	25	03805	36	03872	38
03471	52	03538	27	03605	31	03672	35	03739	25	03806	36	03873	38
03472	52	03539	27	03606	32	03673	35	03740	25	03807	36	03874	38
03473	52	03540	27	03607	32	03674	35	03741	25	03808	36	03875	38
03474	52	03541	27	03608	32	03675	35	03742	25	03809	36	03876	38
03475	52	03542	27	03609	32	03676	35	03743	25	03810	36	03877	38
03476	52	03543	27	03610	32	03677	35	03744	25	03811	36	03878	38
03477	52	03544	27	03611	32	03678	35	03745	25	03812	36	03879	38
03478	52	03545	27	03612	32	03679	35	03746	25	03813	36	03880	38
03479	52	03546	27	03613	32	03680	35	03747	25	03814	36	03881	38
03480	52	03547	27	03614	32	03681	35	03748	25	03815	36	03882	38
03481	53	03548	27	03615	32	03682	35	03749	25	03816	36	03883	38
03482	53	03549	27	03616	33	03683	35	03750	25	03817	36	03884	38
03483	53	03550	27	03617	33	03684	35	03751	61	03818	36	03885	38
03484	53	03551	28	03618	33	03685	35	03752	61	03819	36	03886	39
03485	53	03552	28	03619	33	03686	35	03753	61	03820	36	03887	39
03486	53	03553	28	03620	33	03687	35	03754	61	03821	36	03888	39
03487	53	03554	28	03621	33	03688	35	03755	61	03822	36	03889	39
03488	53	03555	28	03622	33	03689	35	03756	61	03823	36	03890	39
03489	53	03556	28	03623	33	03690	35	03757	61	03824	36	03891	39
03490	53	03557	28	03624	33	03691	35	03758	61	03825	36	03892	39
03491	53	03558	28	03625	33	03692	35	03759	61	03826	36	03893	39
03492	53	03559	28	03626	33	03693	35	03760	61	03827	36	03894	39
03493	53	03560	28	03627	33	03694	35	03761	61	03828	36	03895	39
03494	53	03561	28	03628	33	03695	35	03762	61	03829	36	03896	39

EDP Number Index

Please put "M" at the beginning of all page numbers below.

EDP NO.	PAGE	EDP NO.	PAGE	EDP NO.	PAGE	EDP NO.	PAGE	EDP NO.	PAGE	EDP NO.	PAGE	EDP NO.	PAGE
03897	39	03964	41	05005	70	05072	73	05283	82	05350	83	06045	115
03898	39	03965	41	05006	69	05073	73	05284	82	05351	84	06046	115
03899	39	03966	41	05007	70	05074	73	05285	82	05352	83	06047	115
03900	39	03967	42	05008	69	05075	73	05286	82	05353	84	06048	115
03901	39	03968	42	05009	70	05076	72	05287	82	05354	84	06049	115
03902	39	03969	42	05010	69	05077	72	05288	82	05355	84	06050	115
03903	39	03970	42	05011	70	05078	72	05289	82	05356	84	06051	115
03904	39	03971	42	05012	70	05079	72	05290	82	05357	84	06052	115
03905	39	03972	42	05013	70	05080	72	05291	82	05358	84	06053	115
03906	39	03973	42	05014	70	05081	72	05292	82	05359	84	06054	115
03907	39	03974	42	05015	70	05082	72	05293	82	05360	84	06055	115
03908	39	03975	42	05016	70	05083	72	05294	82	05361	84	06056	115
03909	39	03976	42	05017	69	05084	72	05295	82	05362	84	06057	115
03910	39	03977	42	05018	70	05085	72	05296	82	05363	84	06058	115
03911	39	03978	42	05019	69	05086	72	05297	82	05364	84	06059	115
03912	39	03979	42	05020	70	05087	72	05298	82	05365	84	06060	115
03913	40	03980	42	05021	69	05088	72	05299	82	05366	84	06061	115
03914	40	03981	42	05022	70	05089	72	05300	82	05367	84	07000	89
03915	40	03982	42	05023	69	05090	73	05301	82	05368	84	07001	89
03916	40	03983	42	05024	70	05091	73	05302	82	05369	84	07002	89
03917	40	03984	42	05025	70	05092	73	05303	82	05370	84	07003	89
03918	40	03985	42	05026	70	05093	73	05304	82	05371	84	07004	89
03919	40	03986	42	05027	70	05094	73	05305	82	06000	114	07005	89
03920	40	03987	42	05028	70	05095	73	05306	83	06001	114	07006	89
03921	40	03988	42	05029	70	05096	73	05307	83	06002	114	07007	89
03922	40	03989	42	05030	74	05097	73	05308	83	06003	114	07008	89
03923	40	03990	42	05031	75	05098	73	05309	83	06004	114	07009	89
03924	40	03991	42	05032	74	05099	73	05310	83	06005	114	07010	89
03925	40	03992	42	05033	75	05100	73	05311	83	0600			

EDP Number Index

Please put "M" at the beginning of all page numbers below.

EDP NO.	PAGE	EDP NO.	PAGE	EDP NO.	PAGE	EDP NO.	PAGE	EDP NO.	PAGE	EDP NO.	PAGE	EDP NO.	PAGE	EDP NO.	PAGE
07050	90	07117	94	07184	96	07251	93	07318	95	07385	97	07452	101	07519	102
07051	90	07118	94	07185	96	07252	93	07319	95	07386	97	07453	101	07520	102
07052	90	07119	94	07186	96	07253	93	07320	95	07387	97	07454	101	07521	102
07053	90	07120	94	07187	96	07254	93	07321	95	07388	97	07455	101	07522	102
07054	90	07121	94	07188	96	07255	93	07322	95	07389	97	07456	101	07523	102
07055	90	07122	94	07189	96	07256	94	07323	95	07390	97	07457	101	07524	102
07056	90	07123	94	07190	96	07257	94	07324	95	07391	97	07458	101	07525	102
07057	90	07124	94	07191	96	07258	93	07325	95	07392	97	07459	101	07526	102
07058	90	07125	94	07192	96	07259	93	07326	95	07393	97	07460	101	07527	102
07059	90	07126	94	07193	96	07260	93	07327	95	07394	97	07461	101	07528	102
07060	90	07127	93	07194	96	07261	93	07328	95	07395	97	07462	101	07529	102
07061	90	07128	94	07195	96	07262	93	07329	95	07396	97	07463	101	07530	102
07062	90	07129	93	07196	96	07263	93	07330	95	07397	97	07464	101	07531	102
07063	90	07130	94	07197	96	07264	93	07331	95	07398	97	07465	101	07532	103
07064	93	07131	94	07198	96	07265	93	07332	95	07399	97	07466	101	07533	103
07065	93	07132	93	07199	96	07266	94	07333	95	07400	99	07467	101	07534	103
07066	93	07133	94	07200	96	07267	94	07334	95	07401	99	07468	101	07535	103
07067	93	07134	93	07201	96	07268	94	07335	95	07402	99	07469	101	07536	103
07068	93	07135	95	07202	96	07269	94	07336	95	07403	99	07470	101	07537	103
07069	93	07136	95	07203	96	07270	94	07337	95	07404	99	07471	101	07538	103
07070	93	07137	94	07204	96	07271	94	07338	95	07405	99	07472	101	07539	103
07071	93	07138	95	07205	96	07272	94	07339	95	07406	99	07473	101	07540	103
07072	93	07139	95	07206	96	07273	94	07340	95	07407	99	07474	101	07541	103
07073	93	07140	94	07207	96	07274	94	07341	95	07408	99	07475	101	07542	103
07074	93	07141	95	07208	96	07275	94	07342	95	07409	99	07476	101	07543	103
07075	93	07142	95	07209	96	07276	94	07343	95	07410	99	07477	101	07544	103
07076	93	07143	94	07210	96	07277	94	07344	95	07411	99	07478	101	07545	103
07077	93	07144	95	07211	96	07278	94	07345	95	07412	99	07479	101	07546	103
07078	93	07145	94	07212	97	07279	94	07346	96	07413	99	07480	101	07547	103
07079	93	07146	95	07213	97	07280	94	07347	96	07414	100	07481	101	07548	103
07080	93	07147	95	07214	97	07281	94	07348	96	07415	100	07482	101	07549	103
07081	93	07148	94	07215	97	07282	94	07349	96	07416	100	07483	101	07550	103
07082	93	07149	95	07216	97	07283	94	07350	96	07417	100	07484	101	07551	103
07083	93	07150	95	07217	97	07284	94	07351	96	07418	100	07485	101	07552	103
07084	93	07151	95	07218	97	07285	94	07352	96	07419	100	07486	101	07553	103
07085	93	07152	95	07219	97	07286	94	07353	96	07420	100	07487	101	07554	103
07086	93	07153	95	07220	97	07287	95	07354	96	07421	100	07488	101	07555	103
07087	93	07154	95	07221	97	07288	94	07355	96	07422	100	07489	101	07556	103
07088	93	07155	95	07222	97	07289	94	07356	96	07423	100	07490	101	07557	103
07089	93	07156	95	07223	97	07290	95	07357	96	07424	100	07491	101	07558	103
07090	93	07157	95	07224	97	07291	95	07358	96	07425	100	07492	101	07559	103
07091	93	07158	95	07225	97	07292	94	07359	96	07426	100	07493	101	07560	103
07092	93	07159	95	07226	97	07293	94	07360	96	07427	100	07494	101	07561	103
07093	93	07160	95	07227	97	07294	94	07361	96	07428	100	07495	101	07562	103
07094	93	07161	95	07228	97	07295	95	07362	96	07429	100	07496	102	07563	103
07095	93	07162	95	07229	97	07296	94	07363	96	07430	100	07497	102	07564	103
07096	93	07163	95	07230	97	07297	95	07364	96	07431	100	07498	102	07565	103
07097	93	07164	95	07231	97	07298	94	07365	96	07432	100	07499	102	07566	103
07098	93	07165	95	07232	94	07299	94	07366	96	07433	100	07500	102	07567	103
07099	93	07166	95	07233	94	07300	95	07367	96	07434	100	07501	102	07568	103
07100	94	07167	95	07234	94	07301	94	07368	96	07435	100	07502	102	07569	103
07101	94	07168	95	07235	94	07302	95	07369	96	07436	100	07503	102	07570	103
07102	94	07169	95	07236	93	07303	95	07370	96	07437	100	07504	102	07571	103
07103	94	07170	95	07237	93	07304	95	07371	96	07438	100	07505	102	07572	103
07104	94	07171	95	07238	93	07305	95	07372	96	07439	100	07506	102	07573	103
07105	94	07172	95	07239	93	07306	95	07373	96	07440	100	07507	102	07574	103
07106	94	07173	95	07240	93	07307	95	07374	96	07441	100	07508	102	07575	103
07107	94	07174	95	07241	93	07308	95	07375	96	07442	100	07509	102	07576	103
07108	93	07175	95	07242	93	07309	95	07376	96	07443	100	07510	102	07577	103
07109	93	07176	95	07243	93	07310	95	07377	96	07444	100	07511	102	07578	104
07110	94	07177	95	07244	93	07311	95	07378	96	07445	100	07512	102	07579	104
07111	94	07178	96	07245	93	07312	95	07379	96	07446	100	07513	102	07580	104
07112	94	07179	96	07246	93	07313	95	07380	97	07447	100	07514	102	07581	104
07113	94	07180	96	07247	93	07314	95	07381	97	07448	100	07515	102	07582	104
07114	93	07181	96	07248	93	07315	95	07382	97	07449	100	07516	102	07583	104
07115	93	07182	96	07249	93	07316	95	07383	97	07450	101	07517	102	07584	104
07116	94	07183	96	07250	93	07317	95	07384	97	07451	101	07518	102	07585	104

EDP Number Index

Please put "M" at the beginning of all page numbers below.

EDP NO.	PAGE	EDP NO.	PAGE	EDP NO.	PAGE	EDP NO.	PAGE	EDP NO.	PAGE	EDP NO.	PAGE	EDP NO.	PAGE	EDP NO.	PAGE
07519	102	07586	104	07653	105	07720	107	07787	100	07854	102	07921	103	07988	100
07520	102	07587	104	07654	105	07721	107	07788	100	07855	102	07922	104	07789	100
07521	102	07588	104	07655	105	07722	99	07790	100	07856	102	07923	104	07791	100
07522	102	07589	104	07656	105	07723	99	07791	100	07857	102	07924	104	07792	100
07523	102	07590	104	07657	105	07724	99	07792	100	07858	102	07925	104	07793	100
07524	102	07591	104	07658	105	07725	99	07793	100	07859	102	07926	104	07794	100
07525	102	07592	104	07659	105	07726	99	07794	100	07860	102	07927	104	07795	100
07526	102	07593	104	07660	106	07727	99	07795	100	07861	102	07928	104	07796	100
07527	102	07594	104	07661	106	07728	99	07796	100	07862	102	07929	104	07797	100
07528	102	07595	104	07662	106	07729	99	07797	100	07863	102	07930	104	07798	100
07529	102	07596	104	07663	106	07730	99	07798	100	07864	102	07931	104	07799	100
07530	102	07597	104	07664	106	07731	99	07799	100	07865	102	07932	104	07800	101
07531	102	07598	104	07665	106	07732	99	07800	101	07866	102	07933	104	07801	101
07532	103	07599	104	07666	106	07733	99	07801	101	07867	102	07934	104	07802	101
07533	103	07600	104	07667	106	07734	99	07802	101	07868	102	07935	104	07803	101
07534	103	07601													

EDP Number Index

Please put "M" at the beginning of all page numbers below.

EDP NO.	PAGE	EDP NO.	PAGE	EDP NO.	PAGE	EDP NO.	PAGE	EDP NO.	PAGE	EDP NO.	PAGE	EDP NO.	PAGE	EDP NO.	PAGE
07988	105	08055	107	08122	109	08189	111	08256	108	08323	110	08390	111	08456	16
07989	105	08056	107	08123	109	08190	111	08257	108	08324	110	08391	111	08547	12
07990	105	08057	107	08124	109	08191	111	08258	108	08325	110	08392	112	08548	16
07991	105	08058	107	08125	109	08192	111	08259	108	08326	110	08393	112	08549	12
07992	105	08059	107	08126	109	08193	111	08260	108	08327	110	08394	112	08550	16
07993	105	08060	107	08127	110	08194	111	08261	108	08328	110	08395	112	08551	12
07994	105	08061	107	08128	110	08195	111	08262	108	08329	110	08396	112	08552	16
07995	105	08062	107	08129	110	08196	111	08263	108	08330	110	08397	112	08553	12
07996	105	08063	107	08130	110	08197	111	08264	109	08331	110	08398	112	08554	16
07997	105	08064	107	08131	110	08198	111	08265	109	08332	110	08399	112	08555	12
07998	105	08065	107	08132	110	08199	111	08266	109	08333	110	08400	112	08556	16
07999	105	08066	108	08133	110	08200	111	08267	109	08334	110	08401	112	08557	12
08000	105	08067	108	08134	110	08201	111	08268	109	08335	110	08402	112	08558	16
08001	105	08068	108	08135	110	08202	111	08269	109	08336	110	08403	112	08559	12
08002	105	08069	108	08136	110	08203	111	08270	109	08337	110	08404	112	08560	16
08003	105	08070	108	08137	110	08204	111	08271	109	08338	110	08405	112	08561	12
08004	106	08071	108	08138	110	08205	111	08272	109	08339	110	08406	112	08562	16
08005	106	08072	108	08139	110	08206	111	08273	109	08340	110	08407	112	08563	12
08006	106	08073	108	08140	110	08207	111	08274	109	08341	110	08408	112	08564	16
08007	106	08074	108	08141	110	08208	111	08275	109	08342	110	08409	112	08565	12
08008	106	08075	108	08142	110	08209	112	08276	109	08343	110	08410	112	08566	16
08009	106	08076	108	08143	110	08210	112	08277	109	08344	110	08500	10	08567	12
08010	106	08077	108	08144	110	08211	112	08278	109	08345	110	08501	14	08568	16
08011	106	08078	108	08145	110	08212	112	08279	109	08346	111	08502	10	08569	12
08012	106	08079	108	08146	110	08213	112	08280	109	08347	111	08503	14	08570	16
08013	106	08080	108	08147	110	08214	112	08281	109	08348	111	08504	14	08571	12
08014	106	08081	109	08148	110	08215	112	08282	109	08349	111	08505	10	08572	16
08015	106	08082	109	08149	110	08216	112	08283	109	08350	111	08506	14	08573	12
08016	106	08083	109	08150	110	08217	112	08284	109	08351	111	08507	10	08574	16
08017	106	08084	109	08151	110	08218	112	08285	109	08352	111	08508	14	08575	12
08018	106	08085	109	08152	110	08219	112	08286	109	08353	111	08509	11	08576	16
08019	106	08086	109	08153	110	08220	112	08287	109	08354	111	08510	15	08577	12
08020	106	08087	109	08154	110	08221	112	08288	109	08355	111	08511	11	08578	16
08021	106	08088	109	08155	110	08222	112	08289	109	08356	111	08512	15	08579	12
08022	106	08089	109	08156	110	08223	112	08290	109	08357	111	08513	15	08580	16
08023	106	08090	109	08157	110	08224	112	08291	109	08358	111	08514	15	08581	12
08024	106	08091	109	08158	110	08225	112	08292	109	08359	111	08515	11	08582	16
08025	106	08092	109	08159	110	08226	112	08293	109	08360	111	08516	15	08583	13
08026	106	08093	109	08160	110	08227	112	08294	109	08361	111	08517	11	08584	17
08027	106	08094	109	08161	110	08228	108	08295	109	08362	111	08518	15	08585	13
08028	106	08095	109	08162	110	08229	108	08296	109	08363	111	08519	11	08586	17
08029	106	08096	109	08163	111	08230	108	08297	109	08364	111	08520	15	08587	13
08030	106	08097	109	08164	111	08231	108	08298	109	08365	111	08521	11	08588	17
08031	106	08098	109	08165	111	08232	108	08299	109	08366	111	08522	15	08589	13
08032	106	08099	109	08166	111	08233	108	08300	109	08367	111	08523	11	08590	17
08033	106	08100	109	08167	111	08234	108	08301	109	08368	111	08524	15	08591	13
08034	106	08101	109	08168	111	08235	108	08302	109	08369	111	08525	11	08592	17
08035	106	08102	109	08169	111	08236	108	08303	109	08370	111	08526	15	08593	13
08036	106	08103	109	08170	111	08237	108	08304	109	08371	111	08527	11	08594	17
08037	106	08104	109	08171	111	08238	108	08305	109	08372	111	08528	15	08595	13
08038	106	08105	109	08172	111	08239	108	08306	109	08373	111	08529	11	08596	17
08039	106	08106	109	08173	111	08240	108	08307	109	08374	111	08530	15	08597	13
08040	107	08107	109	08174	111	08241	108	08308	109	08375	111	08531	11	08598	17
08041	107	08108	109	08175	111	08242	108	08309	109	08376	111	08532	15	08599	13
08042	107	08109	109	08176	111	08243	108	08310	110	08377	111	08533	12	08600	17
08043	107	08110	109	08177	111	08244	108	08311	110	08378	111	08534	16	08601	13
08044	107	08111	109	08178	111	08245	108	08312	110	08379	111	08535	12	08602	17
08045	107	08112	109	08179	111	08246	108	08313	110	08380	111	08536	16	08603	13
08046	107	08113	109	08180	111	08247	108	08314	110	08381	111	08537	12	08604	17
08047	107	08114	109	08181	111	08248	108	08315	110	08382	111	08538	16	08605	13
08048	107	08115	109	08182	111	08249	108	08316	110	08383	111	08539	12	08606	17
08049	107	08116	109	08183	111	08250	108	08317	110	08384	111	08540	16	08607	13
08050	107	08117	109	08184	111	08251	108	08318	110	08385	111	08541	12	08608	17
08051	107	08118	109	08185	111	08252	108	08319	110	08386	111	08542	16	08609	13
08052	107	08119	109	08186	111	08253	108	08320	110	08387	111	08543	12	08610	17
08053	107	08120	109	08187	111	08254	108	08321	110	08388	111	08544	16	08611	13
08054	107	08121	109	08188	111	08255	108	08322	110	08389	111	08545	12	08612	17

Please put "M" at the beginning of all page numbers below.

EDP NO.	PAGE	EDP NO.	PAGE	EDP NO.	PAGE	EDP NO.	PAGE	EDP NO.	PAGE	EDP NO.	PAGE	EDP NO.	PAGE	EDP NO.	PAGE
08546	16	08613	13	08680	12	08747	17	08814	31	08881	28	08948	30	08547	12
08548	16	08614	13	08681	16	08748	13	08815	27	08882	30	08949	32	08549	12
08549	12	08615	13	08682	12	08749	17	08816	29	08883	32	08950	28	08550	16
08550	16	08616	13	08683	16	08750	13	08817	31	08884	27	08951	30	08551	12
08551	12	08617	13	08684	12	08751	17	08818	27	08885	29	08952	32	08552	16
08552	16	08618	13	08685	16	08752	13	08819	29	08886	31	08953	28	08553	12
08553	12	08619	13	08686	12	08753	17	08820	31	08887	27	08954	30	08554	16
08554	16	08620	13	08687	16	08754	13	08821	27	08888	29	08955	32	08555	12
08555	12	08621	13	08688	12	08755	17	08822	29	08889	31	08956	28	08556	16
08556	16	08622	17	08689	16	08756	13	08823	31	08890	27	08957	30	08557	12
08557	12	08623	13	08690	12	08757	17	08824	27	08891	29	08958	32	08558	16
08558	16	08624	17	08691	16	08758	13	08825	29	08892	31	08959	28	08559	12
08559	12	08625	13	08692	12	08759	17	08826	31	08893	27	08960	30	08560	16
08560	16	08626	17	08693	16	08760	13	08827	27	08894	29	08961	32	08561	12
08561	12	08627	13	08694	12	08761	17								

EDP Number Index

Please put "M" at the beginning of all page numbers below.

EDP NO.	PAGE	EDP NO.	PAGE	EDP NO.	PAGE	EDP NO.	PAGE	EDP NO.	PAGE	EDP NO.	PAGE	EDP NO.	PAGE	EDP NO.	PAGE
09015	49	09082	46	09149	49	09216	46	09283	72	09350	25	09417	36	09484	40
09016	44	09083	51	09150	44	09217	51	09284	72	09351	24	09418	37	09485	41
09017	49	09084	46	09151	49	09218	46	09285	72	09352	19	09419	38	09486	42
09018	45	09085	51	09152	44	09219	51	09286	72	09353	18	09420	39	09487	36
09019	50	09086	46	09153	49	09220	46	09287	72	09354	19	09421	40	09488	37
09020	45	09087	51	09154	44	09221	51	09288	72	09355	18	09422	41	09489	38
09021	50	09088	46	09155	49	09222	46	09289	72	09356	19	09423	42	09490	39
09022	45	09089	51	09156	44	09223	51	09290	72	09357	18	09424	36	09491	40
09023	50	09090	46	09157	49	09224	46	09291	72	09358	19	09425	37	09492	41
09024	45	09091	51	09158	45	09225	51	09292	72	09359	18	09426	38	09493	42
09025	50	09092	46	09159	50	09226	46	09293	72	09360	19	09427	39	09494	36
09026	45	09093	51	09160	45	09227	51	09294	72	09361	18	09428	40	09495	37
09027	50	09094	46	09161	50	09228	46	09295	72	09362	19	09429	41	09496	38
09028	45	09095	51	09162	45	09229	51	09296	72	09363	18	09430	42	09497	39
09029	50	09096	46	09163	50	09230	46	09297	72	09364	19	09431	36	09498	40
09030	45	09097	51	09164	45	09231	51	09298	25	09365	18	09432	37	09499	41
09031	50	09098	46	09165	50	09232	46	09299	24	09366	19	09433	38	09500	42
09032	45	09099	51	09166	45	09233	51	09300	25	09367	18	09434	39	09501	36
09033	50	09100	46	09167	50	09234	46	09301	24	09368	19	09435	40	09502	37
09034	45	09101	51	09168	45	09235	51	09302	25	09369	18	09436	41	09503	38
09035	50	09102	46	09169	50	09236	46	09303	24	09370	19	09437	42	09504	39
09036	45	09103	51	09170	45	09237	51	09304	25	09371	18	09438	36	09505	40
09037	50	09104	46	09171	50	09238	46	09305	24	09372	19	09439	37	09506	41
09038	45	09105	51	09172	45	09239	51	09306	25	09373	18	09440	38	09507	42
09039	50	09106	46	09173	50	09240	46	09307	24	09374	19	09441	39	09508	36
09040	45	09107	51	09174	45	09241	51	09308	25	09375	18	09442	40	09509	37
09041	50	09108	46	09175	50	09242	46	09309	24	09376	19	09443	41	09510	38
09042	45	09109	51	09176	45	09243	51	09310	25	09377	18	09444	42	09511	39
09043	50	09110	46	09177	50	09244	46	09311	24	09378	19	09445	36	09512	40
09044	45	09111	51	09178	45	09245	51	09312	25	09379	18	09446	37	09513	41
09045	50	09112	46	09179	50	09246	46	09313	24	09380	19	09447	38	09514	42
09046	45	09113	51	09180	45	09247	51	09314	25	09381	18	09448	39	09515	36
09047	50	09114	46	09181	50	09248	46	09315	24	09382	19	09449	40	09516	37
09048	45	09115	51	09182	45	09249	51	09316	25	09383	18	09450	41	09517	38
09049	50	09116	47	09183	50	09250	46	09317	24	09384	19	09451	42	09518	39
09050	45	09117	51	09184	45	09251	51	09318	25	09385	18	09452	36	09519	40
09051	50	09118	47	09185	50	09252	46	09319	24	09386	19	09453	37	09520	41
09052	45	09119	51	09186	45	09253	51	09320	25	09387	18	09454	38	09521	42
09053	50	09120	47	09187	50	09254	46	09321	24	09388	19	09455	39	09522	36
09054	45	09121	51	09188	45	09255	51	09322	25	09389	18	09456	40	09523	37
09055	50	09122	47	09189	50	09256	47	09323	24	09390	19	09457	41	09524	38
09056	45	09123	51	09190	45	09257	51	09324	25	09391	18	09458	42	09525	39
09057	50	09124	47	09191	50	09258	47	09325	24	09392	19	09459	36	09526	40
09058	45	09125	51	09192	45	09259	51	09326	25	09393	18	09460	37	09527	41
09059	50	09126	43	09193	50	09260	47	09327	24	09394	19	09461	38	09528	42
09060	45	09127	48	09194	45	09261	51	09328	25	09395	18	09462	39	09529	36
09061	50	09128	43	09195	50	09262	47	09329	24	09396	19	09463	40	09530	37
09062	46	09129	48	09196	45	09263	51	09330	25	09397	18	09464	41	09531	38
09063	50	09130	43	09197	50	09264	47	09331	24	09398	19	09465	42	09532	39
09064	46	09131	48	09198	45	09265	51	09332	25	09399	18	09466	36	09533	40
09065	50	09132	43	09199	50	09266	73	09333	24	09400	19	09467	37	09534	41
09066	46	09133	48	09200	45	09267	73	09334	25	09401	18	09468	38	09535	42
09067	50	09134	44	09201	50	09268	73	09335	24	09402	19	09469	39	09536	36
09068	46	09135	49	09202	46	09269	73	09336	25	09403	18	09470	40	09537	37
09069	51	09136	44	09203	50	09270	72	09337	24	09404	19	09471	41	09538	38
09070	46	09137	49	09204	46	09271	72	09338	25	09405	18	09472	42	09539	39
09071	51	09138	44	09205	50	09272	72	09339	24	09406	39	09473	36	09540	40
09072	46	09139	49	09206	46	09273	72	09340	25	09407	40	09474	37	09541	41
09073	51	09140	44	09207	50	09274	73	09341	24	09408	41	09475	38	09542	42
09074	46	09141	49	09208	46	09275	73	09342	25	09409	42	09476	39		
09075	51	09142	44	09209	51	09276	73	09343	24	09410	36	09477	40		
09076	46	09143	49	09210	46	09277	73	09344	25	09411	37	09478	41		
09077	51	09144	44	09211	51	09278	72	09345	24	09412	38	09479	42		
09078	46	09145	49	09212	46	09279	72	09346	25	09413	39	09480	36		
09079	51	09146	44	09213	51	09280	72	09347	24	09414	40	09481	37		
09080	46	09147	49	09214	46	09281	72	09348	25	09415	41	09482	38		
09081	51	09148	44	09215	51	09282	72	09349	24	09416	42	09483	39		

EDP Number Index

Please put "M" at the beginning of all page numbers below.

EDP NO.	PAGE	EDP NO.	PAGE	EDP NO.	PAGE	EDP NO.	PAGE	EDP NO.	PAGE	EDP NO.	PAGE	EDP NO.	PAGE	EDP NO.	PAGE
09484	40	09543	36	09602	31	09661	35	09720	30	09779	34	09838	53		
09485	41	09544	37	09603	33	09662	26	09721	32	09780	35	09839	52		
09486	42	09545	38	09604	34	09663	27	09722	33	09781	26	09840	53		
09487	36	09546	39	09605	35	09664	29	09723	34	09782	28	09841	52		
09488	37	09547	40	09606	26	09665	31	09724	35	09783	30	09842	53		
09489	38	09548	41	09607	27	09666	33	09725	26	09784	62	09843	52		
09490	39	09549	42	09608	29	09667	34	09726	28	09785	61	09844	53		
09491	40	09550	36	09609	31	09668	35	09727	30	09786	62	09845	52		
09492	41	09551	37	09610	33	09669	26	09728	32	09787	61	09846	53		
09493	42	09552	38	09611	34	09670	27	09729	33	09788	62	09847	52		
09494	36	09553	39	09612	35	09671	29	09730	34	09789	61	09848	53		
09495	37	09554	40	09613	26	09672	31	09731	35	09790	62	09849	52		
09496	38	09555	41	09614	27	09673	33	09732	26	09791	61	09850	53		
09497	39	09556	42	09615	29	09674	34	09733	28	09792	62	09851	52		
09498	40	09557	36	09616	31	09675	35	09734	30	09793	61	09852	53		
09499	41	09558	37	09617	33	09676	26	09735	32	09794	62	09853	52		
09500	42	09559	38	09618	34	09677	27	09736	33	09795	61	09854	53		
09501	36	09560	39	09619	35	09678	29	09737	34	09796	62	09855	52		
09502	37	09561	40	09620	26	09679	31	09738	35	09797	61	09856	5		

Decimal Equivalents

Fraction • Number • Letter • Metric Sizes

INCH	METRIC	DECIMAL EQUIVALENT	INCH	METRIC	DECIMAL EQUIVALENT	INCH	METRIC	DECIMAL EQUIVALENT	INCH	METRIC	DECIMAL EQUIVALENT	INCH	METRIC	DECIMAL EQUIVALENT	INCH	METRIC	DECIMAL EQUIVALENT
—	0,10	0.0039	—	1,60	0.0630	9/64	3,57	0.1406	#1	5,79	0.2280	R	8,61	0.3390	—	13,00	0.5118
—	0,20	0.0079	#52	1,61	0.0635	—	3,60	0.1417	—	5,80	0.2283	—	8,70	0.3425	33/64	13,10	0.5156
—	0,25	0.0098	—	1,65	0.0650	#27	3,66	0.1440	—	5,90	0.2323	11/32	8,73	0.3438	17/32	13,49	0.5312
—	0,30	0.0118	#51	1,70	0.0669	—	3,70	0.1457	A	5,94	0.2340	—	8,75	0.3445	—	13,50	0.5315
#80	0,34	0.0135	—	1,75	0.0689	#26	3,73	0.1470	15/64	5,95	0.2344	—	8,80	0.3465	35/64	13,89	0.5469
—	0,35	0.0138	#50	1,78	0.0700	—	3,75	0.1476	—	6,00	0.2362	S	8,84	0.3480	—	14,00	0.5512
#79	0,37	0.0145	—	1,80	0.0709	#25	3,80	0.1495	B	6,05	0.2380	—	8,90	0.3504	9/16	14,29	0.5625
1/64	0,40	0.0156	#49	1,85	0.0728	—	3,80	0.1496	—	6,10	0.2402	—	9,00	0.3543	—	14,50	0.5709
#78	0,41	0.0160	—	1,90	0.0748	#24	3,86	0.1520	C	6,15	0.2420	T	9,09	0.3580	37/64	14,68	0.5781
—	0,45	0.0177	#48	1,93	0.0760	—	3,90	0.1535	—	6,20	0.2441	—	9,10	0.3583	—	15,00	0.5906
#77	0,46	0.0180	—	1,95	0.0768	#23	3,91	0.1540	D	6,25	0.2461	23/64	9,13	0.3594	19/32	15,08	0.5938
—	0,50	0.0197	5/64	1,98	0.0781	5/32	3,97	0.1562	—	6,30	0.2480	—	9,20	0.3622	39/64	15,48	0.6094
#76	0,51	0.0200	#47	1,99	0.0785	#22	3,99	0.1570	E	6,35	0.2500	—	9,25	0.3642	—	15,50	0.6102
#75	0,53	0.0210	—	2,00	0.0787	—	4,00	0.1575	1/4	6,35	0.2500	—	9,30	0.3661	5/8	15,88	0.6250
—	0,55	0.0217	—	2,05	0.0807	#21	4,04	0.1590	—	6,40	0.2520	U	9,35	0.3680	—	16,00	0.6299
#74	0,57	0.0225	#46	2,06	0.0810	#20	4,09	0.1610	—	6,50	0.2559	—	9,40	0.3701	41/64	16,27	0.6406
—	0,60	0.0236	#45	2,08	0.0820	—	4,10	0.1614	F	6,53	0.2570	—	9,50	0.3740	—	16,50	0.6496
#73	0,61	0.0240	—	2,10	0.0827	—	4,20	0.1654	—	6,60	0.2598	3/8	9,53	0.3750	21/32	16,67	0.6562
#72	0,64	0.0250	—	2,15	0.0846	#19	4,22	0.1660	G	6,63	0.2610	V	9,56	0.3770	—	17,00	0.6693
—	0,65	0.0256	#44	2,18	0.0860	—	4,25	0.1673	—	6,70	0.2638	—	9,60	0.3780	43/64	17,07	0.6719
#71	0,66	0.0260	—	2,20	0.0866	—	4,30	0.1693	17/64	6,75	0.2656	—	9,70	0.3819	11/16	17,46	0.6875
—	0,70	0.0276	—	2,25	0.0886	#18	4,31	0.1695	H	6,76	0.2660	—	9,75	0.3839	—	17,50	0.6890
#70	0,71	0.0280	#43	2,26	0.0890	11/64	4,37	0.1719	—	6,80	0.2677	W	9,80	0.3858	45/64	17,86	0.7031
#69	0,74	0.0292	—	2,30	0.0906	#17	4,39	0.1730	—	6,90	0.2717	—	9,90	0.3898	—	18,00	0.7087
—	0,75	0.0295	—	2,35	0.0925	—	4,40	0.1732	I	6,91	0.2720	25/64	9,92	0.3906	23/32	18,26	0.7188
#68	0,79	0.0310	#42	2,37	0.0935	#16	4,50	0.1770	—	7,00	0.2756	—	10,00	0.3937	—	18,50	0.7283
1/32	0,79	0.0313	3/32	2,38	0.0938	—	4,50	0.1772	J	7,04	0.2770	X	10,08	0.3970	47/64	18,65	0.7344
—	0,80	0.0315	—	2,40	0.0945	#15	4,57	0.1800	—	7,10	0.2795	—	10,10	0.3976	—	19,00	0.7480
#67	0,81	0.0320	#41	2,44	0.0960	—	4,60	0.1811	K	7,14	0.2810	—	10,20	0.4016	3/4	19,05	0.7500
#66	0,84	0.0330	—	2,45	0.0965	#14	4,62	0.1820	9/32	7,14	0.2812	Y	10,26	0.4040	49/64	19,45	0.7656
—	0,85	0.0335	#40	2,50	0.0984	#13	4,70	0.1850	—	7,20	0.2835	—	10,30	0.4055	—	19,50	0.7677
#65	0,89	0.0350	#39	2,53	0.0995	—	4,75	0.1870	—	7,25	0.2854	13/32	10,32	0.4062	25/32	19,84	0.7812
—	0,90	0.0354	#38	2,58	0.1015	3/16	4,76	0.1875	—	7,30	0.2874	—	10,40	0.4094	—	20,00	0.7874
#64	0,91	0.0360	—	2,60	0.1024	#12	4,80	0.1890	L	7,37	0.2900	Z	10,49	0.4130	51/64	20,24	0.7969
#63	0,94	0.0370	#37	2,64	0.1040	#11	4,85	0.1910	—	7,40	0.2913	—	10,50	0.4134	—	20,50	0.8071
—	0,95	0.0374	—	2,70	0.1063	—	4,90	0.1929	M	7,49	0.2950	—	10,60	0.4173	13/16	20,64	0.8125
#62	0,97	0.0380	#36	2,71	0.1065	#10	4,91	0.1935	—	7,50	0.2953	—	10,70	0.4213	—	21,00	0.8268
#61	0,99	0.0390	—	2,75	0.1083	#9	4,98	0.1960	19/64	7,54	0.2969	27/64	10,72	0.4219	53/64	21,03	0.8281
—	1,00	0.0394	7/64	2,78	0.1094	—	5,00	0.1969	—	7,60	0.2992	—	10,80	0.4252	27/32	21,43	0.8438
#60	1,02	0.0400	#35	2,79	0.1100	#8	5,05	0.1990	N	7,67	0.3020	—	10,90	0.4291	—	21,50	0.8465
#59	1,04	0.0410	—	2,80	0.1102	—	5,10	0.2008	—	7,70	0.3031	—	11,00	0.4331	55/64	21,84	0.8594
—	1,05	0.0413	#34	2,82	0.1110	#7	5,11	0.2010	—	7,75	0.3051	—	11,10	0.4370	—	22,00	0.8661
#58	1,07	0.0420	#33	2,87	0.1130	13/64	5,16	0.2031	—	7,80	0.3071	7/16	11,11	0.4375	7/8	22,23	0.8750
#57	1,09	0.0430	—	2,90	0.1142	#6	5,18	0.2040	—	7,90	0.3110	—	11,20	0.4409	—	22,50	0.8858
—	1,10	0.0433	#32	2,95	0.1160	—	5,20	0.2047	5/16	7,94	0.3125	—	11,30	0.4449	57/64	22,62	0.8906
—	1,15	0.0453	—	3,00	0.1181	#5	5,22	0.2055	—	8,00	0.3150	—	11,40	0.4488	—	23,00	0.9055
#56	1,18	0.0465	#31	3,05	0.1200	—	5,25	0.2067	O	8,03	0.3160	—	11,50	0.4528	29/32	23,02	0.9062
3/64	1,19	0.0469	—	3,10	0.1220	—	5,3	0.2087	—	8,10	0.3189	29/64	11,51	0.4531	59/64	23,42	0.9219
—	1,20	0.0472	1/8	3,18	0.1250	#4	5,31	0.2090	—	8,20	0.3228	—	11,60	0.4567	—	23,50	0.9252
—	1,25	0.0492	—	3,20	0.1260	—	5,40	0.2126	P	8,20	0.3230	—	11,70	0.4606	15/16	23,81	0.9375
—	1,30	0.0512	—	3,25	0.1280	#3	5,41	0.2130	—	8,25	0.3248	—	11,80	0.4646	—	24,00	0.9449
#55	1,32	0.0520	#30	3,26	0.1285	—	5,50	0.2165	—	8,30	0.3268	—	11,90	0.4685	61/64	24,21	0.9531
—	1,35	0.0531	—	3,30	0.1299	7/32	5,56	0.2188	21/64	8,33	0.3281	15/32	11,91	0.4688	—	24,50	0.9646
#54	1,40	0.0550	—	3,40	0.1339	—	5,60	0.2205	—	8,40	0.3307	—	12,00	0.4724	31/32	24,61	0.9688
#53	1,51	0.0595	#29	3,45	0.1360	#2	5,61	0.2210	Q	8,43	0.3320	31/64	12,30	0.4844	—	25,00	0.9843
—	1,55	0.0610	—	3,50	0.1378	—	5,70	0.2244	—	8,50	0.3346	—	12,50	0.4921	63/64	25,00	0.9844
1/16	1,59	0.0625	#28	3,57	0.1405	—	5,75	0.2264	—	8,60	0.3386	1/2	12,70	0.5000	1	25,40	1.0000

Hardness Conversion Chart

ROCKWELL HARDNESS (HRb)	ROCKWELL HARDNESS (HRc)	BRINELL HARDNESS (HB)	VICKERS HARDNESS (HV)	TENSILE STRENGTH (N/mm2)	PSI (1000lb/in2)
67	—	121	122	401	58
70	—	126	127	432	63
73	—	132	132	448	65
75	—	136	137	455	66
77	—	140	143	463	67
80	—	147	150	479	69
82	—	153	156	494	72
84	—	159	163	525	76
86	—	165	171	540	78
89	—	177	178	556	81
91	—	186	188	602	88
93	—	197	196	632	92
96	—	216	212	664	97
97	—	223	218	695	101
98	21	230	234	756	110
—	22	236	241	772	112
—	23	242	247	787	114
—	24	248	255	818	118
—	25	254	261	849	123
—	27	266	269	865	125
—	28	272	275	895	130
—	29	278	284	911	132
—	30	284	292	942	136
—	31	293	300	973	141
—	32	302	308	988	143
—	33	310	318	1019	147
—	34	319	327	1050	152
—	35	328	337	1096	159
—	37	345	349	1127	163
—	38	353	359	1158	168
—	39	362	370	1189	172
—	40	370	381	1235	179
—	41	381	395	1266	183
—	42	391	408	1312	190
—	44	411	422	1359	197
—	45	422	437	1420	206
—	46	433	452	1467	212
—	48	455	470	1513	219
—	50	479	497	1559	226
—	51	485	517	1621	235
—	52	497	532	1668	241
—	54	—	573	1729	250
—	56	—	609	1807	262
—	57	—	630	1884	273
—	59	—	670	1961	284
—	60	—	698	2039	295
—	61	—	725	—	—
—	62	—			